

**TM 9-2355-106-24P**

**REPAIR PARTS AND SPECIAL TOOLS  
(RPSTL) MANUAL  
COMMERCIAL OFF-THE-SHELF (COTS)  
for  
INTERNATIONAL  
MINE RESISTANT VEHICLE**

**CATEGORY II**

**2355-01-553-4636**

Manufactured by  
**International Military and Government, L.L.C.**

**DISTRIBUTION STATEMENT A:** Approved for public release; distribution is unlimited.  
Other request for this document shall be referred to PM-MRAP, AMSTA-LC-GMM,  
6501 E. 11 Mile Road, Warren, MI 48397-5000.

**HEADQUARTERS, DEPARTMENT OF THE ARMY**

**20 October 2007**





**TM 9-2355-106-24P**  
**HEADQUARTERS, DEPARTMENT OF THE ARMY**  
**WASHINGTON D.C., 20 OCTOBER 2007**

**REPAIR PARTS AND SPECIAL TOOLS (RPSTL) MANUAL**  
**COMMERCIAL OFF-THE-SHELF (COTS)**

for

**INTERNATIONAL**  
**MINE RESISTANT VEHICLE**

**CATEGORY II**

**2355-01-553-4636**

**NOTE**

**For Parts not depicted in this manual, refer to Appendix A.**

DISTRIBUTION STATEMENT A: Approved for public release; distribution is unlimited.  
Other requests for this document shall be referred to PM-MRAP, AMSTA\_LC-GMM,  
6501 E. 11 Mile Road, Warren, MI 48397-5000.

**REPORTING AND RECOMMENDING IMPROVEMENTS**

You can help improve this manual. If you find any mistakes, or if you know of a way to improve procedures, please let us know. Mail comments directly to: PM-MRAP, AMSTA-LC-GMM, 6501 E. 11 Mile Road, Warren, MI 48397-5000.

**THIS PAGE IS LEFT BLANK INTENTIONALLY**

**PARTS CATALOG CONTENTS**

**Group 01 Frame**

	Figure
11.0 THK W/16" FRONT EXTENSION	1-1..... 2
BUMPER FOR FLAT BACK COWL	1-2..... 4
CROSSMEMBER INSTL, INTER	1-3..... 6
FRONT TIE DOWNS FOR FLAT BACK COWL	1-4..... 8
PINTLE HOOK ACCOMMODATION FOR 7000	1-5..... 10
PINTLE HOOK W/SAFETY LOOPS	1-6..... 12
RADIATOR MOUNTING FOR ALL NGV SEVERE SERVICE	1-7..... 14
CROSSMEMBER,RAD SUPT,	1-7.1..... 16
CROSSMEMBER,RAD SUPT	1-7.2..... 18

**Group 02 Front Axle**

	Figure
AXLE ASM, FRONT DRIVING	2-1..... 21
AXLE ASSY,FRONT	2-1.1..... 23
MM,AXLE FRT HSG 18K DR FC1	2-1.2..... 25
ARM,STRG TIE ROD, KNUCKLE, TIE	2-1.3..... 27
ARM ASM, STRG; SGL LT	2-1.4..... 29
STOP,WHL 29 DEG ABR FC4	2-1.5..... 31
BRAKE,GRP FRT 16.5X5 LT&RT FC5	2-1.6..... 33
BRAKE, FRONT; MERITOR 16.5 X 6 Q-PLUS	2-1.7..... 35
BRAKE,GROUP FRT RT 16.5X6 Q+	2-1.8..... 37
AXLE FRT, HUB, DRUM 10-13.1,MERITOR	2-1.9..... 39
SHAFT,AXLE W/FLG & JT ABR FC#8	2-1.10..... 41
MM,AXLE FRT MX18 STD 4.33 FC9	2-1.11..... 43
DIFFERENTIAL,FRT DR 4.33 O2ESP	2-1.12..... 45
ADJUSTER,BRK SLACK 5.5" FC#6	2-1.13..... 48

**Group 03 Chassis Springs**

	Figure
SUSPENSION AND MTG, FRT W/SHOCK ABSORBER	3-1..... 51
BRACKET,FRT SPG RR W/BUSHING	3-1.1..... 53
SPRING, CHASSIS FRONT	3-1.2..... 55
BRACKET, SPRING REAR W/ BUSHING	3-1.3..... 57

**Group 04 Brakes**

	Figure
AIR COMPRESSOR TUBING, W/16044	4-1..... 60
AIR TANK TUBING INSTL	4-2..... 63
AIR TANKS - STEEL - NOMINAL 6054 IN <sup>3</sup>	4-3..... 65
MM,BBAT, AIR TANKS 8.5" + 11",	4-3.1..... 67
BENDIX HYDROMAX II W/PEDAL	4-4..... 69
MM BRAKE,DCM TRACTOR BRK VALVE	4-4.1..... 71
VALVE, HAND BRAKE CONTROL	4-4.2..... 73
HARNES,HAND CTRL VLV*AIR TUBE	4-4.3..... 75
KIT, ABS BRACKET	4-4.4..... 77
KIT, MAINTENANCE TRCT.BRK.VLV	4-4.5..... 79
KIT,BRAKE PEDAL W/ COVER ASSY	4-4.6..... 81
PEDAL,BRAKE	4-4.7..... 83
VALVE, HAND CONTROL	4-4.8..... 85
VALVE,TRACTOR PROTECT*TP-5	4-4.9..... 87
KIT, MAJOR REPAIR, BRAKE VALVE	4-4.10..... 89
KIT, MINOR REPAIR, BRAKE VALVE	4-4.11..... 91

**Group 04 Brakes – Continued**

Figure

COMPLETENESS; SS-MRD	4-5.....	93
COMPLETENESS; SS-MRD	4-6.....	95
DRAIN VALVES	4-7.....	98
NGV-SS WITH STD 11" AIR TANK PKGS	4-8.....	100
BRAKE,WET/2NDRY AIR TNK TUBING	4-8.1.....	102
NGV-SS WITH STD 11" AIR TANK PKGS	4-9.....	104
BBAT,PRIMARY AIR TANK TUBING	4-9.1.....	106
NGV-SS WITH STD 11" AIR TANK PKGS	4-10.....	108
BRAKE,WET/2NDRY AIR TNK FTTNGS	4-10.1.....	110
NGV-SS WITH STD 11" AIR TANK PKGS	4-11.....	112
BBAT,PRIMARY AIR TANK FITTINGS	4-11.1.....	114
SELECTION FOR COMP GOV MTG SEL 026-00	4-12.....	116
AIR COMPRESSOR GOVERNOR	4-12.1.....	118
SS BOC R&C - 4X4 W/ STD CAB & VARIRATE SUSP	4-13.....	120
SS-MRD 4X4 W/AD-IP AIR DRYER INSIDE LT RAIL W/FBC	4-14.....	122
HOSE, ASSEMBLY COMPONENTS	4-14.1.....	124
SS-MRD 4X4 W/TRUCK BRKS W/ABS W/VARI RATE SUSP	4-15.....	126
SS-MRD 4X4 W/TRUCK BRKS W/ABS W/VARI RATE SUSP	4-16.....	128
SS-MRD W/AD-IP AIR DRYER INSIDE LT RAIL W/FBC	4-17.....	130
COOLER, AIR DRYER	4-17.1.....	132
SWITCH INSTL, STOP LIGHT	4-18.....	134
SWITCH,STOP LIGHT AIR*	4-18.1.....	136
KIT, STOP LIGHT SWITCH	4-18.2.....	138
TRANSMITTER INSTL, REAR CHASSIS	4-19.....	140
W/4-WHL TRLR CONN/TOWING & W/GLAD HANDS FRONT AND	4-20.....	142
W/RSM UNCAB AIR TANKS NGV-SS-MRD	4-21.....	145

**Group 05 Steering Gear**

Figure

HOUSING ASM,STEERING COLUMN	5-1.....	150
SS-MRD WITH M100 OR M100/M80 GEARS	5-2.....	152
ELBOW, PIPE 45	5-2.1.....	154
ELBOW,PIPE	5-2.2.....	156
ELBOW,PIPE	5-2.3.....	158
ELBOW, PIPE 45 DEG	5-2.4.....	160
STEERING SHAFT & MTG, INTERMEDIATE	5-3.....	162
SHAFT, STEERING	5-3.1.....	164
STEERING WHEEL MTG, W/PAD HORN	5-4.....	166
WHEEL,STEERING 18 IN, W/CRUISE	5-4.1.....	168
W/ 1 1/2 QT CLEAR PLASTIC RESERVOIR & MTG.	5-5.....	170
RESERVOIR,POWER STRG PUMP, 1.5	5-5.1.....	172
W/M100, TAS85 + M100 - M80 GEARS FOR SS	5-6.....	174
GEAR,ASM STEERING, GEAR, ASM S	5-6.1.....	176
LINK, STEERING DRAG 16K FDA	5-6.2.....	178

**Group 06 Propeller Shafts**

Figure

FLANGE INSTL, REAR REAR AXLE, INPUT YOKE	6-1.....	181
RETAINER,TRUNNION BRG ROLLER*	6-1.1.....	183
FLANGE INSTL, TRANSMISSION, OUTPUT YOKE	6-2.....	185
KIT,STRAP&BOLT 1710,1760,1810	6-2.1.....	187
PROP SHAFT	6-3.....	189
SHAFT,ASSY PROP ENGLISH	6-3.1.....	191
PROP SHAFT	6-4.....	199
SHAFT,ASSY PROP METRIC	6-4.1.....	201
PROP SHAFT	6-5.....	209
SHAFT,ASSY PROP METRIC	6-5.1.....	211

**Group 07 Exhaust**

EXHAUST BRAKE, W/I6 ENGINE	7-1.....	220
HOSE, ASSEMBLY COMPONENTS	7-1.1.....	223
EXHAUST SYSTEM, ENGINE TURBO PIPE EFFECTS	7-2.....	225
PIPE, TURBO	7-2.1.....	227
EXHAUST SYSTEM, MUFFLER MOUNTING	7-3.....	229
EXHAUST SYSTEM, VERTICAL TAILPIPE	7-4.....	231
HEAT SHIELD, VERTICAL EXHAUST OR VERTICAL	7-5.....	233

Figure

**Group 08 Electrical**

BATTERIES, COMPONENT	8-1.....	236
BATTERY BOX INSTL, RSM FRAME BRACKETS	8-2.....	238
BATTERY BOX	8-3.....	240
MM, BBAT, 42" BATTERY BOX	8-3.1.....	242
BRACKET INSTL, SOLENOID AIR ACCESSORY	8-4.....	244
BRACKET, SOLENOID, FOUR PACK	8-4.1.....	246
BRACKET, MOUNTING SOLENOID 4 PACK	8-4.2.....	248
KIT, AIR BRAKE ,SOLENOID COVER PLATE	8-4.3.....	250
CENTER ELECTRICAL HARNESS	8-5.....	252
HARN, CTR CHAS-SVC ASM, 1500, AIR	8-5.1.....	254
ELEC CTR CHAS, BASE +1500MM	8-5.2.....	256
ELEC CTR CHAS, BENDIX A	8-5.3.....	258
ELEC CTR CHAS, L AIR DR	8-5.4.....	260
ELEC CTR CHAS, *R FUEL	8-5.5.....	262
COMPLETENESS; NGV ALTERNATOR, 24V	8-6.....	264
COVERS & BATTERY HOLD-DOWN MOUNTING	8-7.....	266
DASH ELECTRICAL HARNESS	8-8.....	268
HARNESS ASM, EXTERIOR DASH	8-8.1.....	270
HARNESS, DASH ELEC; WOR	8-8.2.....	272
HARNESS, DASH ELEC; AIR	8-8.3.....	274
HARNESS, DASH ELEC; HEA	8-8.4.....	276
HARNESS, DASH ELEC; AIR	8-8.5.....	278
HARNESS, DASH ELEC; CEC	8-8.6.....	280
HARNESS, DASH ELEC; A/C	8-8.7.....	282
HARNESS, DASH ELEC; WAS	8-8.8.....	284
ELEC DASH FWD TMP SEND W/W	8-8.9.....	286
HARNESS, DASH ELEC; AIR ABS	8-8.10.....	288
HARNESS, DASH ELEC; RR MODULE	8-8.11.....	290
HARNESS, DASH ELEC; BASE	8-8.12.....	292
HOUSING, CONTROL *POWER DISTRIBU	8-8.13.....	294
DASH HARNESS AND OUTSIDE PDC WIRING, G21	8-9.....	296
HOUSING, CONTROL, POWER DISTRIB	8-9.1.....	298
ELECTRICAL MODULE, DCM CLOCK SPRING	8-10.....	300
ELEC DCM *CLOCKSPRING	8-10.1.....	302
KIT, CLOCKSPPRING W/CANCEL CAM	8-10.2.....	304
FORWARD CHASSIS HARNESS WIRING, NON-COMMERCIAL FLT	8-11.....	306
STRAP, CABLE LOCK *HELLERMAN TYT	8-11.1.....	308
FORWARD ELECTRICAL HARNESS	8-12.....	310
HARNESS, FWD CHAS-SVC ASM W/AIR	8-12.1.....	312
GENERATOR ACCESSORIES	8-13.....	314
PLATE, IDLER MOUNTING	8-13.1.....	316
HVAC CONTROL OVERPRESSURE	8-14.....	318
DRIVER CONTROL, HVAC OVERPR	8-14.1.....	320
INSTRUMENT PANEL ELECTRICAL HARNESS	8-15.....	322
HARNESS, IP-SVC ASM W/WT	8-15.1.....	324
ELEC IP; F1-F4 & W/BRK	8-15.2.....	326

Figure

Group 08 Electrical - Continued

Figure

STRAP,CABLE LOCK*HELLERMAN TYT	8-15.3.....	328
ELEC IP; PREM CAB T	8-15.4.....	330
ELEC IP; PWR 2 DOOR, H	8-15.5.....	332
ELEC IP; POWERTRAIN J1	8-15.6.....	334
ELEC IP; WT XMSN	8-15.7.....	336
ELEC IP; OPTIONAL FUSE	8-15.8.....	338
ELEC IP; MISC WRG-OPT	8-15.9.....	340
INSTRUMENT PANEL MAIN CARRIER ASSY LHD	8-16.....	342
INSTRUMENT PANEL, CENTER EFFECTS	8-17.....	344
DRIVER CONTROL, FLAT CENTER	8-17.1.....	346
INSTRUMENT PANEL, LEFT EFFECTS	8-18.....	348
INSTRUMENT PANEL MODULE	8-18.1.....	350
INSTRUMENT PANEL, RIGHT EFFECTS	8-19.....	352
INSTRUMENT PANEL INSTL, PASSENGER; MODULE	8-19.1.....	354
IP MODULE, CLUSTER EFFECTS, AIR 1 GA & AIR 2 GA	8-20.....	356
ELEC IP; GAUGES, CLUST	8-20.1.....	358
GAUGE,ELTRNC*AIR 1 (ENGLISH)	8-20.2.....	360
GAUGE, ELTRNC AIR 2 (ENGLISH)	8-20.3.....	362
IP MODULE, CLUSTER EFFECTS, CTR. MODULE W/STD	8-21.....	364
IP,CLSTR CNTR METRIC GAGE ENG	8-21.1.....	366
IP MODULE, CLUSTER EFFECTS, GAUGE BLANKS	8-22.....	368
GAUGE,ELTRNC*BLANK - COVER QTY	8-22.1.....	370
IP MODULE, CLUSTER EFFECTS, HOUSING	8-23.....	372
INSTRUMENT PANEL, CLUSTER HOUSING W/PRNDL	8-23.1.....	374
IP MODULE, CLUSTER EFFECTS, LCD	8-24.....	376
ELEC IP; LCD N/EATON A	8-24.1.....	378
METER, ODOMETER LCD	8-24.2.....	380
IP MODULE, CLUSTER EFFECTS, LEFT WARNING LIGHTS	8-25.....	382
IP,CLUSTER,LEFT WARNING LIGHTS	8-25.1.....	384
IP MODULE, CLUSTER EFFECTS, MOUNTING HARDWARE	8-26.....	386
INSTRUMENT PANEL, ELECTRICAL, CLUSTER MOUNT	8-26.1.....	388
IP MODULE, CLUSTER EFFECTS, RIGHT SIDE WARNING	8-27.....	390
CLUSTER, WARNING LIGHTS RH IP	8-27.1.....	392
IP MODULE, CLUSTER EFFECTS, SWITCH HOUSING LEFT	8-28.....	394
PANEL, INSTRUMENT, ONE SWITCH	8-28.1.....	396
IP MODULE, CLUSTER EFFECTS, WARNING LIGHT WIRING	8-29.....	398
INSTRUMENT PANEL, WARNING LIGHT	8-29.1.....	400
IP MODULE, CLUSTER EFFECTS, XMSN OIL TEMP GAUGE	8-30.....	402
ELEC IP; GAUGES, XMSN	8-30.1.....	404
GAUGE,ELTRNC*TRANSMISSION OIL	8-30.2.....	406
IP MODULE, CLUSTER PWR - N/FULL POWER BRAKES	8-31.....	408
MODULE	8-31.1.....	410
IP MODULE, DRIVETRAIN CTRL	8-32.....	412
MOD,IP,DRIVETRAIN SWITCHES	8-32.1.....	414
IP MODULE, ELECT, ESC2 ASM, W/BOOT LOADER REV:102	8-33.....	416
IP, ESC2 ASM, W/BOOT LOADER	8-33.1.....	418
IP MODULE, EXHAUST BRAKE	8-34.....	420
MM,ELEC IP,EXH BRAKE ON/OFF SW	8-34.1.....	422
SWITCH, ELECTRONIC EXHAUST BRAKE	8-34.2.....	424
IP MODULE, FEATURE CATEGORY #90-MISC EFFECT(SS)	8-35.....	426
ELECTRICAL MODULE, INSTRUMENT PANEL	8-35.1.....	428
IP MODULE, FUSE PANEL PRODUCT GRAPHIC - ENGLISH	8-36.....	430
LABEL,FUSE PANEL,IP	8-36.1.....	432
IP MODULE, GAUGE & DISPLAY HOUSINGS SWITCH	8-37.....	434
INSTRUMENT PANEL, CENTER PANEL EFFCT	8-37.1.....	436
HOUSING,SWITCH*6 PACK DIN MULT	8-37.2.....	438

**Group 08 Electrical - Continued**

Figure

IP MODULE, HARNESS, ABS6 N/TRACTION CONTROL	8-38.....	440
INSTRUMENT PANEL, ABS N/TRACTION CONTROL	8-38.1.....	442
IP MODULE, KEY& LCK SET-STD CAB-Z-001 CDE KEYLESS	8-39.....	444
INSTRUMENT PANEL, KEYLESS IGNITION SWITCH	8-39.1.....	446
IP MODULE, MIRRORS SWITCH	8-40.....	448
MM,ELEC IP,MIRROR HEAT ON/OFF	8-40.1.....	450
SWITCH,ELECTRONIC MIRROR HEAT	8-40.2.....	452
IP MODULE, MISC WRG-OPT PNL LT/GND ADP&N/AIR HRN	8-41.....	454
INSTRUMENT PANEL, MISCELLANEOUS WIRING	8-41.1.....	456
IP MODULE, OPTIONAL FUSE BLOCK 3 & 4	8-42.....	458
FUSE BLOCK	8-42.1.....	460
IP MODULE, PANEL GAUGE FILTER MINDER	8-43.....	462
IP,PANEL,FILTER MINDER GUAG	8-43.1.....	464
IP MODULE, PDC BATT GRID EFFECTS	8-44.....	466
INSTRUMENT PANEL, LOWER RIGHT SIDE, ETHER	8-44.1.....	468
IP MODULE, RPO BASE WIRING	8-45.....	470
IP, W/FLAT BACK COWL	8-45.1.....	472
STRAP,CABLE LOCK*HELLERMAN TYT	8-45.2.....	474
IP MODULE, SWITCH HOUSING BLANKS	8-46.....	476
IP-2 SWITCH BLANK PLUGS	8-46.1.....	478
IP MODULE, WT TRANSMISSION - MRD GEN 4	8-47.....	480
FUSE,IP,WT TRANSMISSION-MRD G4	8-47.1.....	482
NOT WITH ENTERTAINMENT RADIO OR RADIO	8-48.....	484
REAR CHASSIS HARNESS, NON-COMMERCIAL FLAT BACK	8-49.....	486
SOLENOID MTG, AIR ACCESSORY	8-50.....	488
SOLENOID VALVE INSTL	8-51.....	490
MM BRAKE*TRANSFER CASE CONTROL	8-51.1.....	492
VALVE,SOLENOID*AIR SUSPENSION	8-51.2.....	494
STOP, TAIL & TURN LIGHT WIRING N/PTC	8-52.....	496
TRAILER SOCKET	8-53.....	498
TRANSMISSION CONTROLS	8-54.....	500
MM,DRVR CNTRL AUTO GEN 4 P/BTN	8-54.1.....	502
PANEL, AUTOMATIC SHIFT CONTROL LEFT HAND	8-54.2.....	504
TURN SIGNAL SWITCH WIRING INSTL	8-55.....	506
MM,DCM HARNESS W/AIR BRAKES	8-55.1.....	508
KIT, AIR PRESSURE GAUGE TRANSDUCER	8-55.2.....	510
W/RIGHT SIDE MOUNTED UNDERCAB BATTERY BOX	8-56.....	512
W/RIGHT SIDE MOUNTED UNDERCAB BATTERY BOX	8-57.....	515

**Group 09 Front Sheet Metal**

Figure

HOOD ASM	9-1.....	518
HOOD,FULLY TRIMMED	9-1.1.....	520
HOOD ASM, N/ACCESS HATCH	9-1.2.....	522
REINFORCEMENT ASM, HOOD, OUTER REAR, LEFT	9-1.3.....	524
REINFORCEMENT,	9-1.4.....	526
STRAP,CABLE LOCK*HELLERMAN TYT	9-1.5.....	528
HOOD SUPPORT ASSY FOR NON-COMMERCIAL FBC	9-2.....	530
NGV-SS W/FRONT END & W/ARMORED GRILLE - 09HBR	9-3.....	533
SS HOOD ASSIST	9-4.....	535
CABLE,ASSY HOOD SAFETY	9-4.1.....	537
CABLE,ASSY HOOD SAFETY	9-4.2.....	539

**Group 10 Miscellaneous**

ABR 16 BATTERY BOX ASSEMBLY  
 BBAT BATT CABLES/CLN PWR  
 BRACE,GEN BRKT  
 BREATHERS FOR FORDING  
 SPEEDO & MISC. ATTACHMENTS

Figure

10-1..... 542  
 10-1.1..... 544  
 10-1.2..... 547  
 10-2..... 549  
 10-3..... 551

**Group 11 Engines**

ACCELERATOR PEDAL INSTL  
 MODULE,PEDAL,ELECTRONIC ACCEL ASM  
 KIT,ACCEL PEDAL ASSY  
 AIR CLEANER & AIR CLEANER MOUNTING  
 AIR CLEANER DUCT  
 PIPE,AIR  
 AIR CLEANER RESTRICTION GAUGE  
 CAC HOISING AND PIPING INSTALLATION  
 COOLING MODULE MOUNTING TO RADIATOR XMBR  
 CROSSMEMBER INSTL, ENGINE MTG W/NGD-I6 ENG  
 CROSSMEMBER,ENGINE MTG REMOVEA  
 DEAERATION HOISING INSTALLATION FOR SS W/I308 ENG  
 & ENGINE COLD START MOUNTING HOISING  
 ELBOW  
 STRAP,CABLE LOCK\*HELLERMAN TYT  
 ENGINE OIL FILL & DIPSTICK, SSMRD W/I-308 &  
 FAN DRIVE CAUTION PRODUCT GRAPHIC  
 FAN DRIVE HOISING W/HORTON 12THL & W/STD GT  
 FAN SHROUD FEATURE  
 RADIATOR, 30IN FAN SHROUD W  
 RADIATOR, 30IN FAN SHROUD W  
 KIT, FAN SHROUD REPAIR  
 FAN, FAN DRIVE - SS W/I6 HEUI ENG & HORTON  
 INTL I-530 ST/HT  
 KIT,MRAP SVC ENGINE INSTALL  
 ENGINE,530 TRUCK 330HP@2000RPM  
 CAMSHAFT (I-308)  
 CAMSHAFT ASM, GEAR & PLATE  
 GEAR ASSY,CAMSHAFT  
 VALVE TAPPETS  
 IDLER GEARS  
 GEAR ASM, IDLER UPPER  
 GEAR ASM, IDLER LOWER  
 CONNECTING ROD (I-308)  
 ROD,ASM CONNECTING  
 PISTON,ARTICULATED, I308,530HD  
 PKG,PSTN RING I-308,466  
 PUMP, WATER  
 THERMOSTAT ASSEMBLY, WATER OUTLET  
 THERMOSTAT  
 COVER COOLANT FILTER  
 WATER INLET, ELBOW  
 CRANKCASE ASSEMBLY (I-308)  
 CRANKCASE ASSEMBLY  
 PACKAGE,CAMSHAFT BEARING  
 FRONT COVER-HEUI CAC SUPPORT  
 COVER ASM.,FRONT (REAR HALF)  
 VALVE ASM, OIL RELIEF

Figure

11-1..... 554  
 11-1.1..... 556  
 11-1.2..... 558  
 11-2..... 560  
 11-3..... 562  
 11-3.1..... 564  
 11-4..... 566  
 11-5..... 568  
 11-6..... 570  
 11-7..... 572  
 11-7.1..... 574  
 11-8..... 576  
 11-9..... 578  
 11-9.1..... 580  
 11-9.2..... 582  
 11-10..... 584  
 11-11..... 586  
 11-12..... 588  
 11-13..... 590  
 11-13.1..... 592  
 11-13.2..... 594  
 11-13.3..... 596  
 11-14..... 598  
 11-15..... 600  
 11-15.1..... 602  
 11-15.2..... 604  
 11-15.3..... 606  
 11-15.4..... 608  
 11-15.5..... 610  
 11-15.6..... 612  
 11-15.7..... 614  
 11-15.8..... 616  
 11-15.9..... 618  
 11-15.10..... 620  
 11-15.11..... 622  
 11-15.12..... 624  
 11-15.13..... 626  
 11-15.14..... 628  
 11-15.15..... 630  
 11-15.16..... 632  
 11-15.17..... 634  
 11-15.18..... 636  
 11-15.19..... 638  
 11-15.20..... 640  
 11-15.21..... 642  
 11-15.22..... 644  
 11-15.23..... 646  
 11-15.24..... 648



Group 11 Engines - Continued

Figure

GASKET SET, FRONT COVER	11-15.25.....	650
OIL PAN - REAR SUMP	11-15.26.....	652
TUBE ASM, OIL PICKUP	11-15.27.....	654
OIL PAN ASM	11-15.28.....	656
OIL LEVEL GAUGE	11-15.29.....	658
CRANKSHAFT ASM, I-308, 530 ENGS	11-15.30.....	660
PKG,CRANKSHAFT BRGS FRONT	11-15.31.....	662
PACKAGE,CRANKSHAFT BRGS REAR	11-15.32.....	664
DAMPER, VIBRATION	11-15.33.....	666
OIL SEALS REAR UNIT	11-15.34.....	668
FLYWHEEL, MD-3060/3560 TRANS	11-15.35.....	670
ASM,FLEXPLATE	11-15.36.....	672
CYLINDER HEAD UNIT (I-308/530)	11-15.37.....	674
MANIFOLD ASSY,OIL & FUEL	11-15.38.....	676
ROCKER ARM UNIT(I-308)	11-15.39.....	678
VALVE COVER, SIDE INLET W/O ENG.BRK	11-15.40.....	680
COVER ASM, VALVE	11-15.41.....	682
LIFTING EYE UNIT	11-15.42.....	684
ELECT. WIRING REAR CEC	11-15.43.....	686
HARNES WIRING INSTL, ENGINE	11-15.44.....	689
ELECTRONIC SENSORS NGV	11-15.45.....	691
TRANSDUCER,ICP	11-15.46.....	694
REAR MTG CEC NGV	11-15.47.....	696
BRACKET ASM,CEC REAR MT	11-15.48.....	698
ALERNATOR BRACKET	11-15.49.....	700
FLYWHEEL HOUSING(FORDING)	11-15.50.....	702
HOUSING ASM,FLYWHEEL	11-15.51.....	704
ENGINE MOUNTING BRACKET - FRONT	11-15.52.....	706
BRACKET, REAR MTG	11-15.53.....	708
BRACKET,ASM XMSN TUBE	11-15.54.....	710
FUEL INJECTOR (I-308,530)	11-15.55.....	712
PACKAGE, INJECTOR SEALS	11-15.56.....	714
HYD.FUEL SYS.COMPONENTS	11-15.57.....	716
PUMP,HIGH PRESSURE OIL	11-15.58.....	718
PUMP,HIGH PRESSURE OIL	11-15.59.....	720
PUMP ASM, FUEL SUPPLY	11-15.60.....	722
PACKAGE ASM, INJ PRESSURE REGULATOR	11-15.61.....	724
REGULATOR, INJECTOR OIL PRESSURE	11-15.62.....	726
ELBOW ASM,37-DEG O-RING BOSS	11-15.63.....	728
ELBOW ASM,37-DEG O-RING BOSS	11-15.64.....	730
FUEL FILTER & PIPING RACOR	11-15.65.....	732
HEADER ASSY,FUEL FILTER	11-15.66.....	734
VALVE ASM,CHECK	11-15.67.....	736
TUBE ASM,TRANSFER PUMP INLET	11-15.68.....	738
TUBE ASM,TRNSFR PUMP OUTLET	11-15.69.....	740
TUBE ASM,FINAL FILTER OUTLET	11-15.70.....	742
OIL PUMP (I-308,530)	11-15.71.....	744
HOUSING ASM,OIL PUMP	11-15.72.....	746
PACKAGE,OIL PUMP	11-15.73.....	748
HOUSING ASM,OIL PUMP	11-15.74.....	750
SLEEVE ASM, POSE	11-15.75.....	752
PACKAGE, FRT OIL SEAL I-308/530	11-15.76.....	754
SLEEVE ASM, POSE	11-15.77.....	756
OIL FILTER	11-15.78.....	758
OIL COOLER	11-15.79.....	760
COOLER,ASM OIL	11-15.80.....	762
MANIFOLD, EXHAUST	11-15.81.....	764
TURBOCHARGER	11-15.82.....	766

**Group 11 Engines - Continued**

**Figure**

TURBOCHARGER PIPING	11-15.83.....	768
FITTING ASSEMBLY, TURBO OIL	11-15.84.....	770
AIR COMPRESSOR ASM, BENDIX TF550	11-15.85.....	772
PUMP ASM, POWER STRG	11-15.86.....	774
PUMP, POWER STRG LF73	11-15.87.....	776
VENT TUBE(FORDING)	11-15.88.....	778
TUBE ASM, BREATHER	11-15.89.....	780
TENSIONER,BELT AUTOMATIC (FORDING)	11-15.90.....	782
SPACER ASM, TENSIONER MOUNTING	11-15.91.....	784
MANUALS	11-16.....	786
NGV NAVISTAR I6 ENGINE WITH ETHER START	11-17.....	788
NGV NAVISTAR I6 ENGINE	11-18.....	790
PRODUCT GRAPHIC, ENGINE OIL	11-19.....	792
RADIATOR HOSE AND PIPING INSTALLATION, FOR SS	11-20.....	794
RECIRCULATION SEAL FEATURE	11-21.....	796
MM,RADIATOR, RECIRCULATION SEA	11-21.1.....	798
SEAL,RECIRCULATION ASSY	11-21.2.....	800
KIT,RECIRCULATING REPAIR	11-21.3.....	802
RED ELC PRODUCT GRAPHIC	11-22.....	804
SS W/I-326 ENG RAD/CAC ASSY FEATURE	11-23.....	806
RADIATOR	11-23.1.....	808
RADIATOR	11-23.2.....	810
RADIATOR,ASSY AL W/INTANK OC	11-23.3.....	812
KIT,RAD CAC REPAIR	11-23.4.....	814
KIT,RADIATOR GROUND CABLE	11-23.5.....	816
KIT,RAD LH/RH SIDE REPAIR	11-23.6.....	818
KIT,RAD TOP/BOTTOM CHNL REPAIR	11-23.7.....	820
STARTING MOTOR INSTL	11-24.....	822
STAY-ROD MOUNTING TO FRAME	11-25.....	824
SURGE/DEAERATION TANK FEATURE	11-26.....	826
MM,RADIATOR,DEAERATION FEATURE	11-26.1.....	828
MM,RADIATOR,DEAERATION FEATURE	11-26.2.....	830
KIT, SURGE TANK REPAIR	11-26.3.....	832

**Group 12 Transmissions**

**Figure**

ALLISON XMSN OPERATORS MANUALS - LANGUAGE IN	12-1.....	835
CLUTCH PEDAL INSTL	12-2.....	837
SHAFT,CLUTCH WITHOUT PEDAL	12-2.1.....	839
GAUGE ASM, TRANS OIL LEVEL;W/INTL HEUI ENG, W/AL	12-3.....	841
TUBE ASSY,TRANS OIL LEVEL GAUG	12-3.1.....	843
HARDWARE MTG, TRANSMISSION ADAPTER ALLISON MD	12-4.....	845
INSTRUCTION TAG INSTL	12-5.....	848
OIL COOLER HOSE FOR ALLISON 3000 XMSN & INTL	12-6.....	850
HOSE, HOSE, ORFS -12 FEMALE TO	12-6.1.....	852
HOSE, HOSE, ORFS -12 FEMALE TO	12-6.2.....	854
OIL COOLER W/REAR LUBE PUMP T-CASE, W/FLAT BACK	12-7.....	856
HOSE, 9/16-37 DEG, -8	12-7.1.....	858
OIL COOLER W/T-CASE FOR SS MODELS W/0016044	12-8.....	860
SPEEDO & MISC. ATTACHMENTS	12-9.....	862
TRANSFER CASE AIR CONTROL W/16044	12-10.....	864
TRANSFER CASE ASM & INSTL	12-11.....	866
TRANSMISSION ASM, ALLISON 3000SP	12-12.....	868
TRANSMISSION ASM, ALLISON 3000SP	12-12.1.....	870
TRANSMISSION CONTROL MODULE ASM	12-13.....	872
MODULE,XMSN ECU	12-13.1.....	874

**Group 12 Transmissions - Continued**

WINCH, FRONT CROSSMEMBER FOR FLAT BACK COWL  
 XMSN MOUNTING, REAR INSTL NGV  
 XMSN WIRING - ENGINE - W/WT AUTO TRANS

**Figure**

12-14... ..876  
 12-15... ..878  
 12-16... ..880

**Group 13 Rear Axle**

7/8" U-BOLTS W/4.62 AXLE WIDTHS  
 REAR AXLE ASM, 14ATU, W/VARI-RATE SUSP  
 AXLE ASSY,REAR  
 AXLE,ASM RR 4.30 14ATU STLSPR,MERITOR  
 DIFFERENTIAL,ASM STD 4.30,14ATU-MERITOR  
 GEAR SET,DIFF SIDE & PINION,MERITOR  
 HUB,REAR WHEEL W/DRUM, STL 335  
 SPEEDO & MISC. ATTACHMENTS  
 SUSPENSION AND MTG, W/CROSSMEMBER  
 C MEMBER  
 C MEMBER  
 SPRING,ASSY CHASSIS AUX 2.3"  
 SUSPENSION MTG, W/SPRINGS AND SEATS  
 SPRING,CHASSIS REAR 23500#

**Figure**

13-1... ..884  
 13-2... ..886  
 13-2.1... ..888  
 13-2.2... ..891  
 13-2.3... ..893  
 13-2.4... ..895  
 13-2.5... ..897  
 13-3... ..899  
 13-4... ..901  
 13-4.1... ..903  
 13-4.2... ..905  
 13-4.3... ..907  
 13-5... ..909  
 13-5.1... ..911

**Group 14 Fuel Tanks**

BRACKET MTG, FUEL TANK LEFT SIDE MOUNT  
 FUEL TANK, MODULE; LEFT SIDE MTD TANK  
 TANK,FUEL,TRIMMED W/SENDER & CAP  
 FUEL TANK, LSM 57G D-STYLE  
 FUEL TANK, SUPPORTS FOR LSM  
 FUEL TANK, STRAPS FOR LSM 5  
 FUEL TANK, LSM 3" CAP, VENT  
 FUEL TANK\*LSM 16" DEEP TANK  
 FUEL TANK, LSM 57GAL 16IN  
 OUTLET,FUEL TANK\*FUEL TANK OUT  
 FUEL WATER SEPARATOR MOUNTING  
 FILTER,FUEL  
 PKG,HEATER AY  
 NGV SS FUEL HOISING  
 TUBE, FUEL LINE  
 FITTING,FUEL OUTLET\*90 DEG VOS  
 TUBE, FUEL LINE  
 FITTING,FUEL OUTLET\*90 DEG VOS

**Figure**

14-1... ..914  
 14-2... ..916  
 14-2.1... ..918  
 14-2.2... ..920  
 14-2.3... ..922  
 14-2.4... ..924  
 14-2.5... ..926  
 14-2.6... ..928  
 14-2.7... ..930  
 14-2.8... ..932  
 14-3... ..934  
 14-3.1... ..936  
 14-3.2... ..938  
 14-4... ..940  
 14-4.1... ..943  
 14-4.2... ..945  
 14-4.3... ..947  
 14-4.4... ..949

**Group 15 Cab**

CAB, FREON COMPRESSOR  
 COMMON BASE WIRING, NON-COMMERCIAL FLAT BACK COWL  
 COMPLETENESS; INSTRUMENT PANEL  
 DCM MOUNTING HARDWARE (EXPORT FLAT BACK COWL)  
 DRIVER CONTROL MODULE  
 MM,BRAKE-SVC DCM W/TRCT BRK,AU  
 MM BRAKE, DCM MTG BASE PLATE  
 PLATE ASM, DCM BASE  
 PEDAL, ACCELERATOR N/ CAT ENGINE  
 SHAFT,CLUTCH WITHOUT PEDAL  
 SWITCH, STOP LIGHT AIR TRACTOR

**Figure**

15-1... ..952  
 15-2... ..954  
 15-3... ..956  
 15-4... ..958  
 15-5... ..960  
 15-5.1... ..962  
 15-5.2... ..964  
 15-5.3... ..966  
 15-5.4... ..968  
 15-5.5... ..970  
 15-5.6... ..972

Group 15 Cab - Continued

Figure

KIT, STOP LIGHT SWITCH	15-5.7...	974
VALVE, BRAKE VALVE TRACTOR AIR	15-5.8...	976
VALVE, HAND BRAKE CONTROL	15-5.9...	978
HARNESS,AIR TUBE*TRACTOR HAND	15-5.10...	980
VALVE,TRACTOR PROTECT*TP-5	15-5.11...	982
VALVE, HAND CONTROL	15-5.12...	984
KIT, MAINTENANCE TRCT.BRK.VLV	15-5.13...	986
KIT, MAJOR REPAIR, BRAKE VALVE	15-5.14...	988
KIT, MINOR REPAIR, BRAKE VALVE	15-5.15...	990
KIT, BRAKE PEDAL MAINTENANCE W/ COVER	15-5.16...	992
PEDAL,BRAKE	15-5.17...	994
KIT, ABS BRACKET	15-5.18...	996
ELECTRICAL MODULE, CLOCKSPRING ASM	15-5.19...	998
KIT,CLOCKSPRING W/CANCEL CAM	15-5.20...	1000
KIT, TURN SIGNAL SWITCH	15-5.21...	1002
KIT, AIR BRAKE MANIFOLD, 4 PORT	15-5.22...	1004
FRONT MTG, ARMORED FBC	15-6...	1006
FUEL FIRE HEATER FOR: M-NGV-SS W/16044 W/16VRU	15-7...	1008
HOSE ROUTINGS FOR FLAT BACK COWL VEHICLE	15-8...	1009
PIPE,ASSY FLUID HTR SUPPLY	15-8.1...	1011
MOUNTING HARDWARE INSTALLATION	15-9...	1013
MRAP BODY ASM	15-10...	1015
BELLY DEFLECTOR ASM	15-10.1...	1017
RIGHT SIDE DOOR ASM	15-10.2...	1020
LEFT SIDE DOOR ASM	15-10.3...	1022
REAR WALL - ASM	15-10.4...	1024
REAR DOOR AND RAMP ASM	15-10.5...	1026
FRONT PROTECTION	15-10.6...	1029
ROOF ASM	15-10.7...	1031
FLOOR ASM	15-10.8...	1036
SIDE RIGHT ASM	15-10.9...	1038
SIDE LEFT ASM	15-10.10...	1042
STORAGE BOX	15-10.11...	1046
NBC AND A/C ASM	15-10.12...	1050
SUSPENSION SEAT	15-10.13...	1052
ELECTRICAL ROOF EFFECTS	15-10.14...	1054
ELECTRICAL FRONT END EFFECTS	15-10.15...	1056
ELECTRICAL FRONT END EFFECTS	15-10.16...	1058
ELECTRICAL DASH EFFECTS	15-10.17...	1060
HARNESS, 12V LEFT SOCKET	15-10.18...	1062
HARNESS, 12 V RT SOCKET	15-10.19...	1064
ELECTRICAL REAR END EFFECTS	15-10.20...	1066
TAILLIGHT MOUNTING BOX ASSY, LT	15-10.21...	1068
TAILLIGHT MOUNTING BOX ASSY, RT	15-10.22...	1070
REAR LIGHT BAR ASSY W/ LIGHTS	15-10.23...	1072
MISCELLANEOUS HARDWARE	15-10.24...	1074
TURRET EFFECTS	15-10.25...	1078
INTERIOR EFFECTS	15-10.26...	1080
WINDSHIELD WASHER EFFECTS	15-10.27...	1082
PRODUCT GRAPHICS	15-10.28...	1084
NON-COMMERICAL FLAT BACK COWL VEHICLE	15-11...	1086
PLATE INSTL, DRIVER; DCM BASE BRACKETRY	15-12...	1088
MM STEERING,DCM MTG BASE	15-12.1...	1090
POWER FEED MTG & WIRNG FOR NON-COMMERCIAL FLAT	15-13...	1092
SUPPORT,ASSY BRACKET WINCH	15-13.1...	1094

**Group 15 Cab - Continued**

SS ARMORED FLAT BACK COWL	15-14... ..	1096
COWL, ASSY FLAT BACK	15-14.1... ..	1098
SS PLATE STEEL FLAT BACK COWL	15-15... ..	1101
W/ ARMORED FBC	15-16... ..	1103
SUPPORT, ARMORED FBC MTG, LH	15-16.1... ..	1105
SUPPORT, ARMORED FBC MTG, RH	15-16.2... ..	1107
WINDSHIELD WIPER SYSTEM - 7400 FBC	15-17... ..	1109

**Figure**

**Group 16 Wheels**

WHEEL ASM	16-1... ..	1112
WHEEL ASSY W/TIRE & RUN FLAT	16-1.1... ..	1114

**Figure**

**Group 17 - Expendable Items**

SPECIAL TOOLS	1117
---------------	------

**Group 18 - Appendixes**

APPENDIX A - Parts required but not listed in 24P	A-1
APPENDIX B - Part Number to Stock Number Reference	B-1

Group 01

Frame

FIG 1-1  
11.0 THK W/16" FRONT EXTENSION

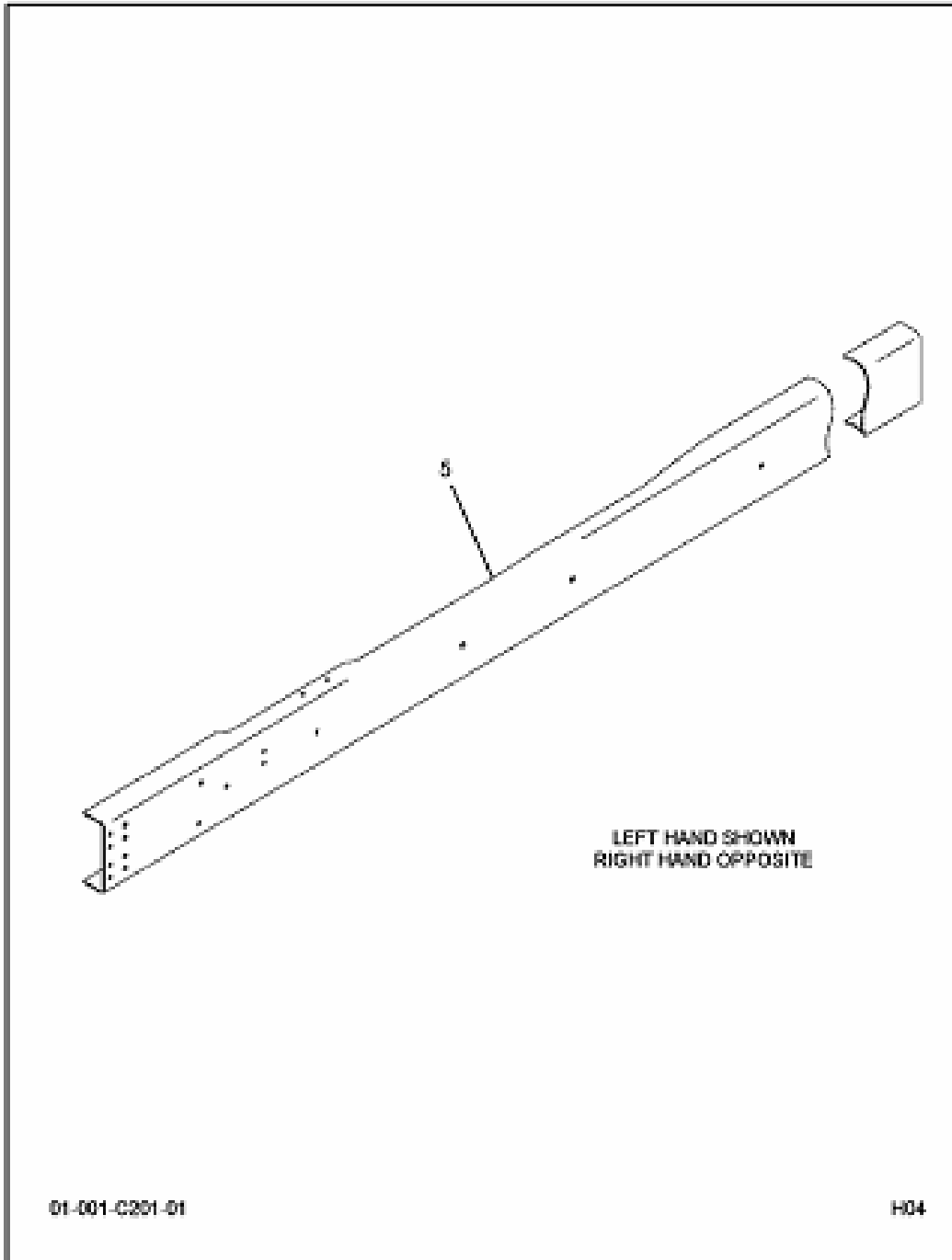
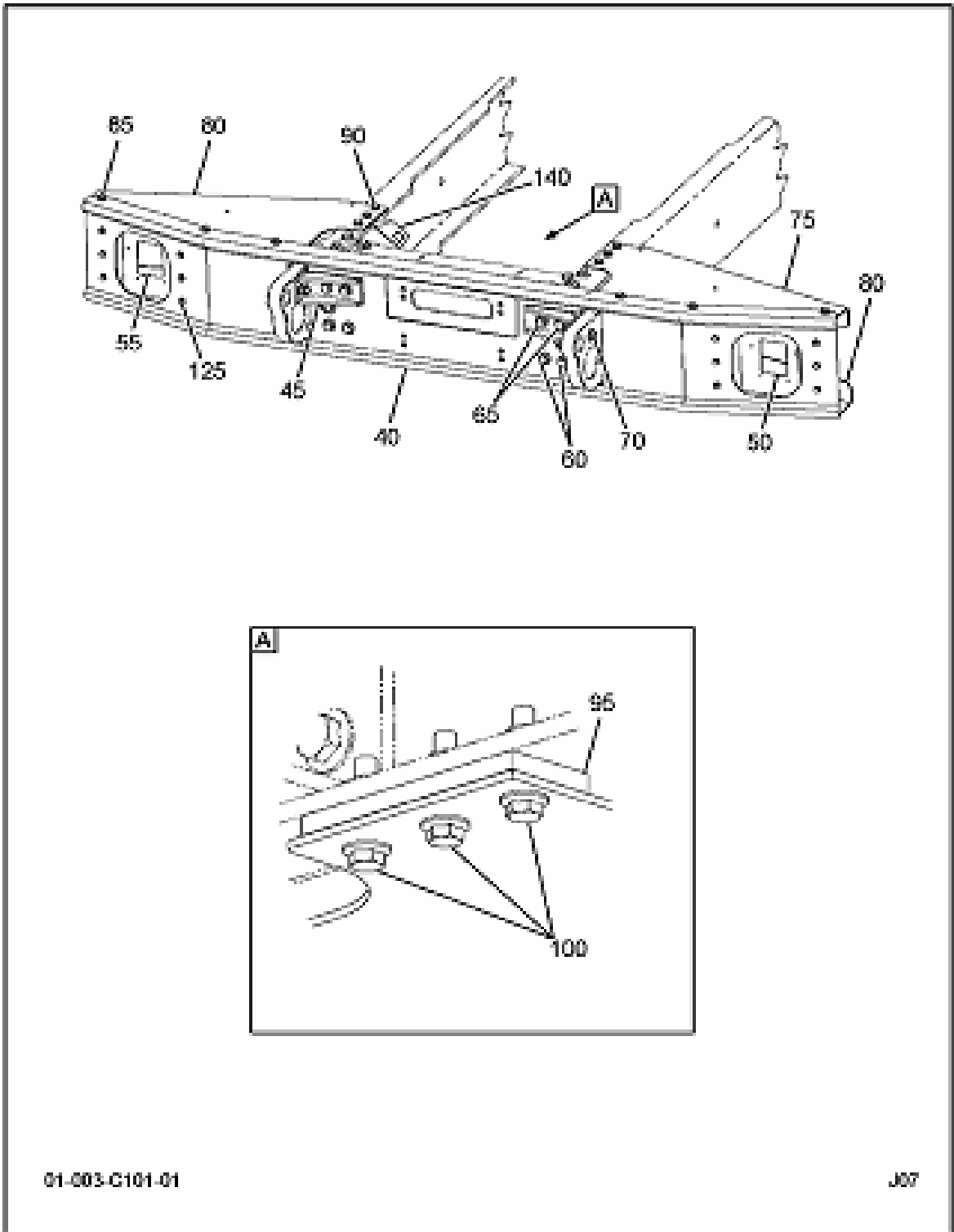


FIG 1-1  
 11.0 THK W/16" FRONT EXTENSION

Item	Part Number	Qty	Description	Kit	Var	Fig
005	3818796C1	1	MEMBER,LH SIDE FRM,16"EXT,6600		ORP90	
	3818797C1	1	MEMBER,RH SIDE FRM,16"EXT,6600		ORP90	



FIG 1-2  
BUMPER FOR FLAT BACK COWL



01-003-G101-01

J07

FIG 1-2  
BUMPER FOR FLAT BACK COWL

Item	Part Number	Qty	Description	Kit	Var	Fig
040	3673298C5	1	BUMPER, FRONT 15 DEG SWEPT		ORNHM	
045	3673293C4	2	BRACE,TOW PIN, FRONT		ORNHM	
050	3674108C4	1	PANEL ASSY,LIGHT MOUNT,LH		ORNHM	
055	3674109C4	1	PANEL ASSY,LIGHT MOUNT,RH		ORNHM	
060	30752R2	4	BOLT, M16 X 50MM PHC FLG CLASS		ORNHM	
065	30753R2	4	BOLT, M16 X 60MM PHC FLG CLASS		ORNHM	
070	31076R1	2	BOLT, M16 X 80 PHC CL 10.9 FLG		ORNHM	
	31085R1	2	NUT, M16 CLASS 10 PHC FLG		ORNHM	
075	3674106C3	2	BRACE ASSY,FRT BUMPER,LH		ORNHM	
080	3674107C3	2	BRACE ASSY,FRT BUMPER,RH		ORNHM	
085	30744R2	12	BOLT,HEX HD MET M12X30 PHC FLG		ORNHM	
090	30745R2	12	BOLT,M12 X 35 FLG HD		ORNHM	
	31084R1	12	NUT,M12 X 1.75-6H FM		ORNHM	
125	31054R1	12	BOLT, M8 X 20 PHC CL 8.8 FLG/H		ORNHM	
140	3821112C3	1	EXTENSION,WINCH REMOTE CONTROL		ORNHM	

FIG 1-3  
CROSSMEMBER INSTL, INTER

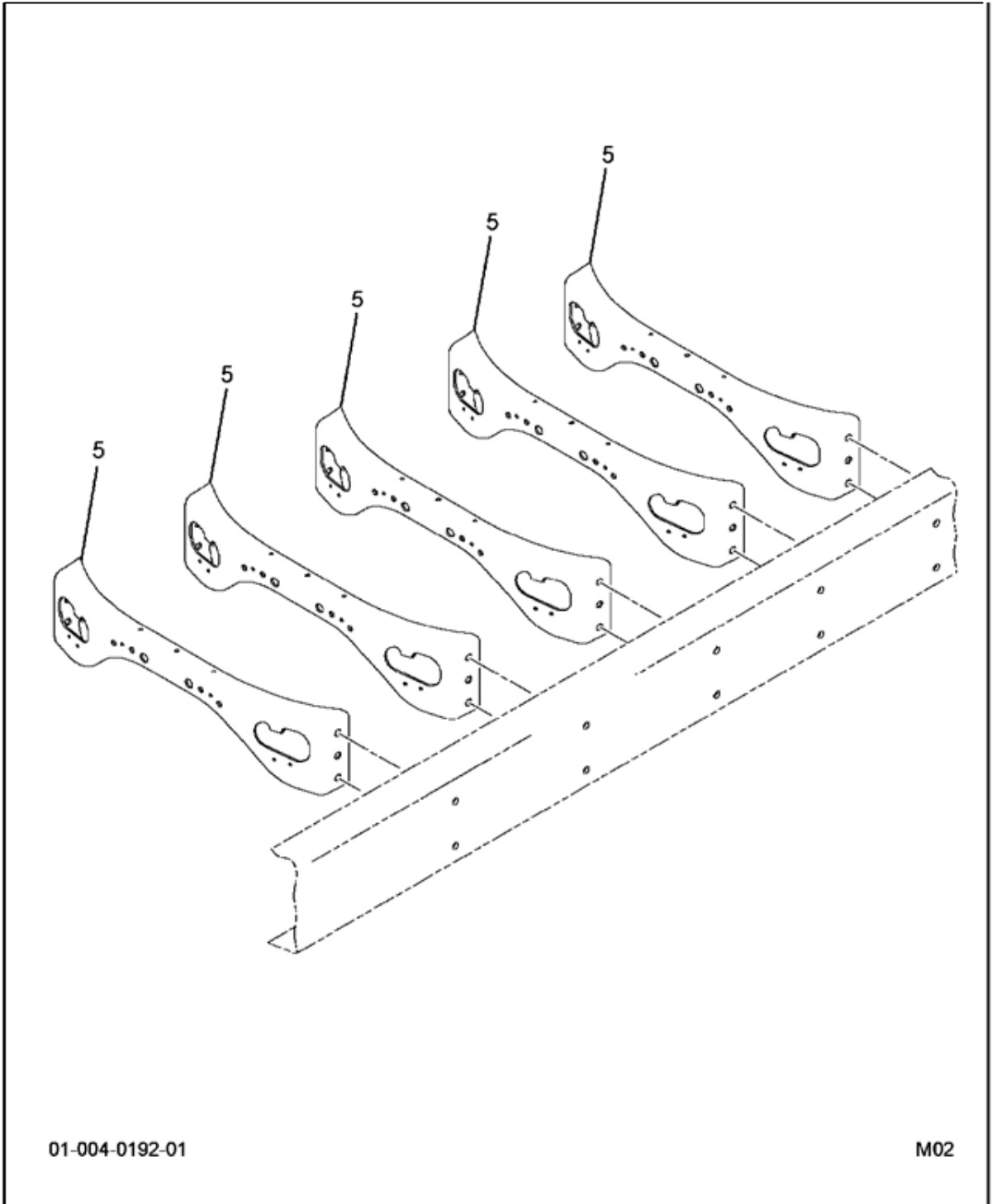


FIG 1-3  
CROSSMEMBER INSTL, INTER

Item	Part Number	Qty	Description	Kit	Var	Fig
005	1518213C1	4	COLLAR, HUCK 5/8 DIA.		0FM61	
	1518208C1	4	BOLT, HUCK 5/8 DIA		0FM61	
	1660093C3	1	CROSSMEMBER		0FM61	

FIG 1-4  
FRONT TIE DOWNS FOR FLAT BACK COWL

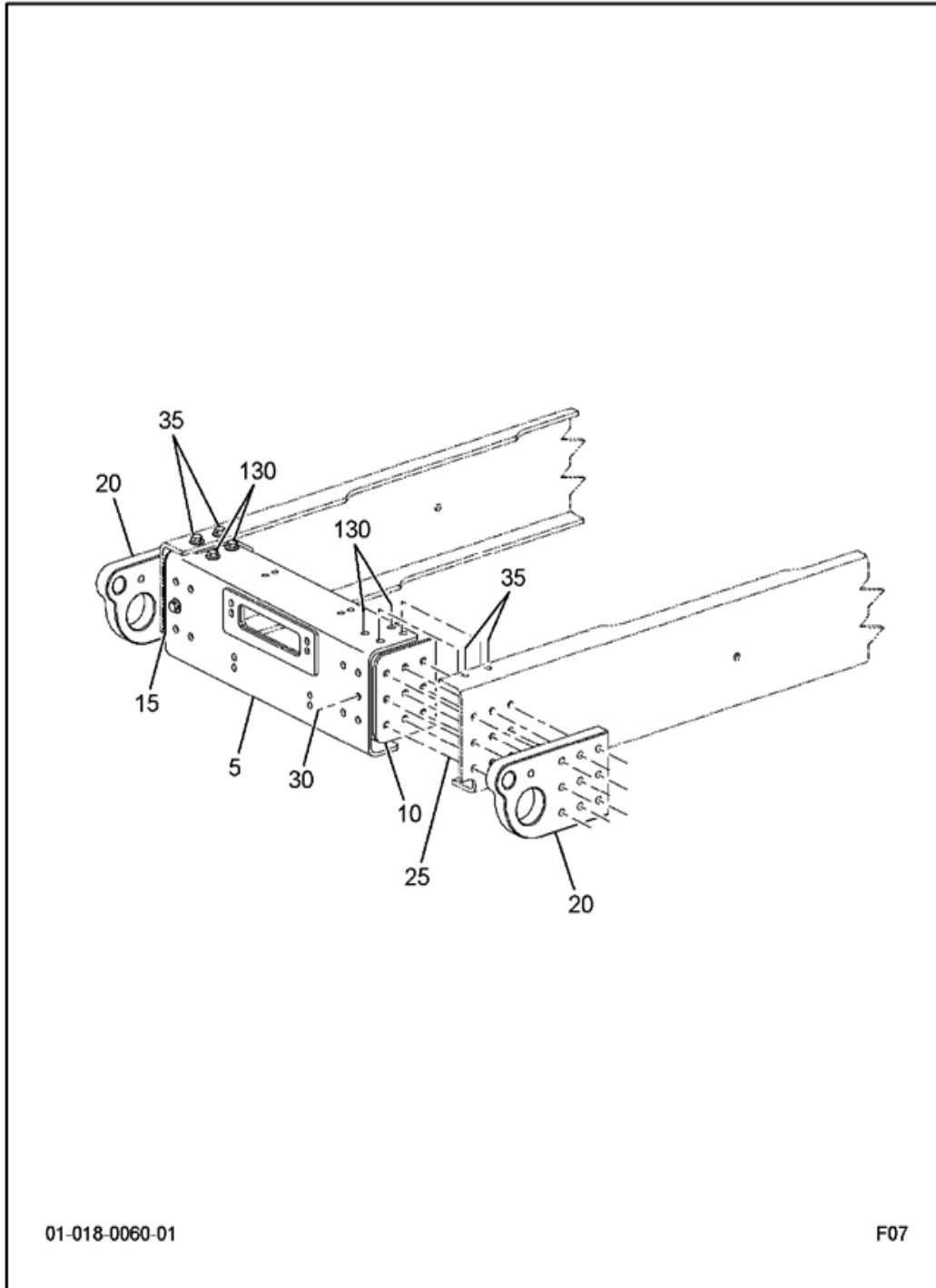


FIG 1-4  
FRONT TIE DOWNS FOR FLAT BACK COWL

Item	Part Number	Qty	Description	Kit	Var	Fig
005	3820240C4	1	CROSSMEMBER, FRONT		ORN04	
010	3673289C4	1	CROSSMEMBER, MTG BRKT LH		ORN04	
015	3673290C4	1	CROSSMEMBER, MTG BRKT RH		ORN04	
020	3673291C4	2	HOOK,TOW, FRONT TOW DEVICE		ORN04	
025	31077R1	18	BOLT, M16 X 100 PHC CL 10.9 FL		ORN04	
	31085R1	18	NUT, M16 CLASS 10 PHC FLG		ORN04	
030	30752R2	2	BOLT, M16 X 50MM PHC FLG CLASS		ORN04	
035	30753R2	4	BOLT, M16 X 60MM PHC FLG CLASS		ORN04	
	31085R1	4	NUT, M16 CLASS 10 PHC FLG		ORN04	
130	30750R2	4	BOLT, M16 X 40MM PHC FLG CLASS		ORN04	
	31085R1	4	NUT, M16 CLASS 10 PHC FLG		ORN04	

FIG 1-5  
PINTLE HOOK ACCOMMODATION FOR 7000

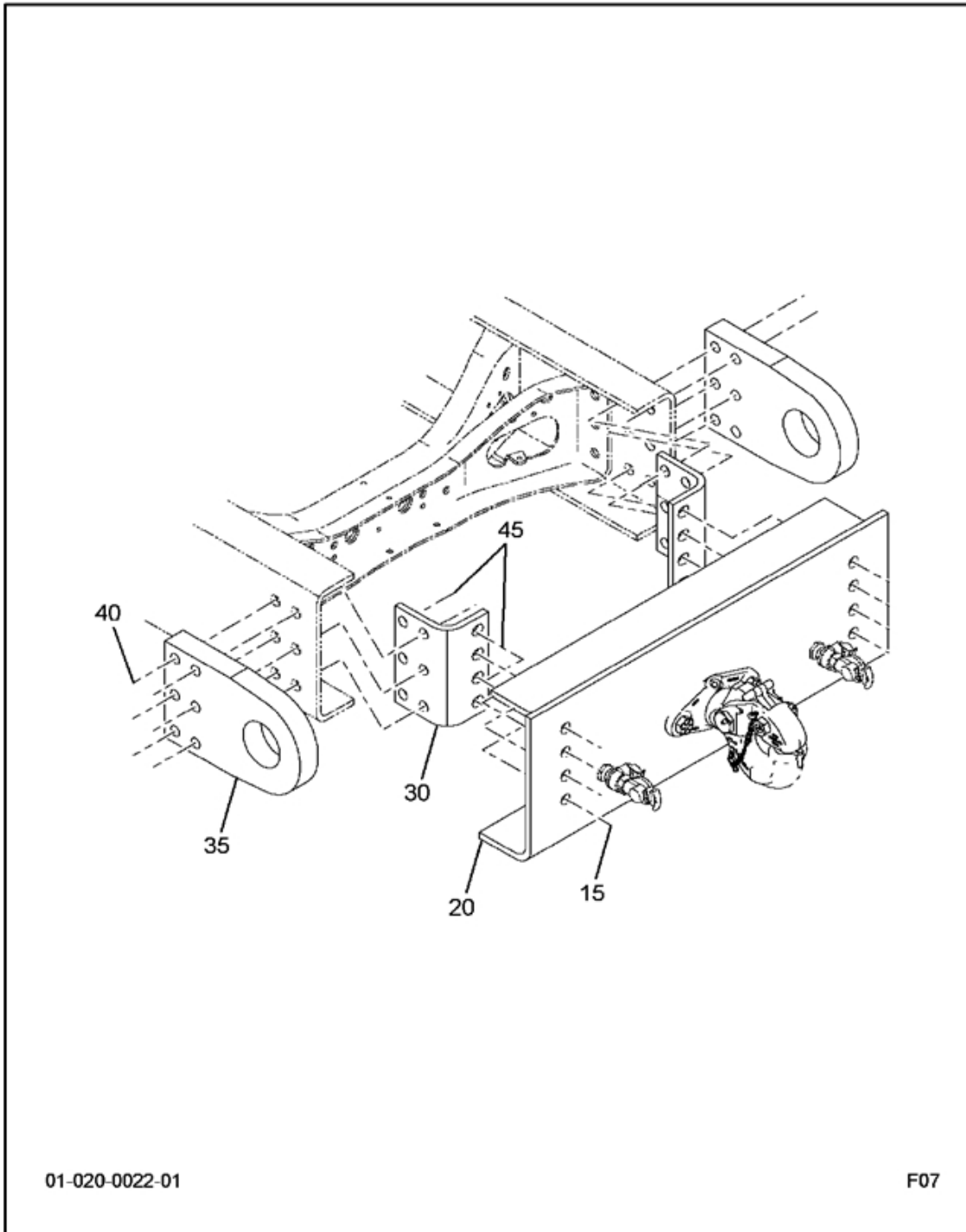
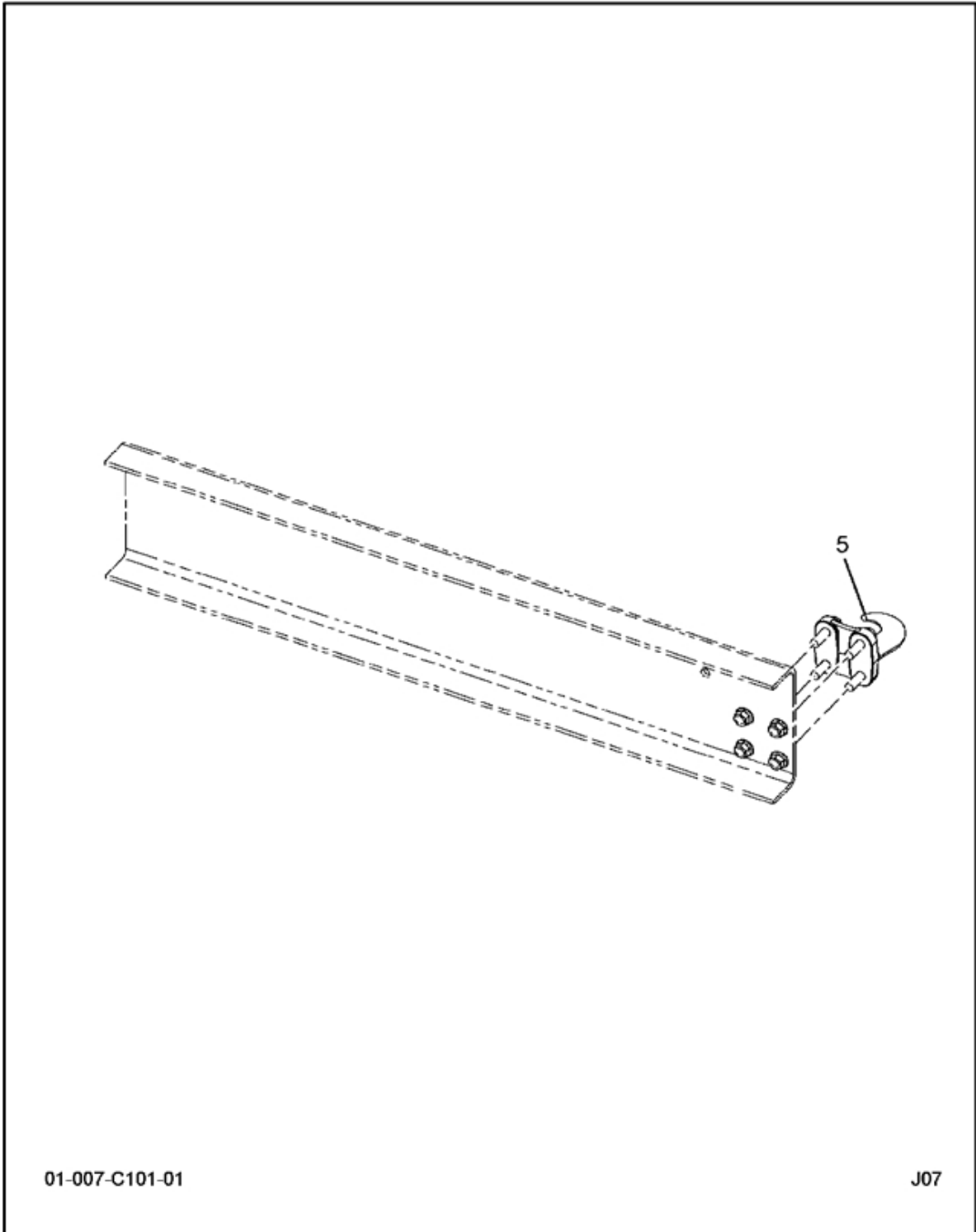


FIG 1-5  
PINTLE HOOK ACCOMMODATION FOR 7000

Item	Part Number	Qty	Description	Kit	Var	Fig
015	31087R1	8	BOLT, M20 X 60 PHC CL 10.9 FLG		ORN1M	
020	3819588C4	1	PLATE, PINTLE HOOK ASSY		ORN1M	
030	3671071C3	2	SUPPORT, REAR CROSSMEMBER MTG		ORN1M	
035	3818791C3	2	HOOK,TOW, DEVICE REAR		ORN1M	
040	31090R1	12	BOLT, M20 X 100 PHC CL 10.9 FL		ORN1M	
045	31094R1	20	NUT,HEX FLG METRIC-M20 PHC FIN		ORN1M	



FIG 1-6  
PINTLE HOOK W/SAFETY LOOPS



01-007-C101-01

J07

FIG 1-6  
PINTLE HOOK W/SAFETY LOOPS

Item	Part Number	Qty	Description	Kit	Var	Fig
005	3671075C91	1	HOOK,PINTLE ASM,49K MAX		ORNOL	

FIG 1-7  
RADIATOR MOUNTING FOR ALL NGV SEVERE SERVICE

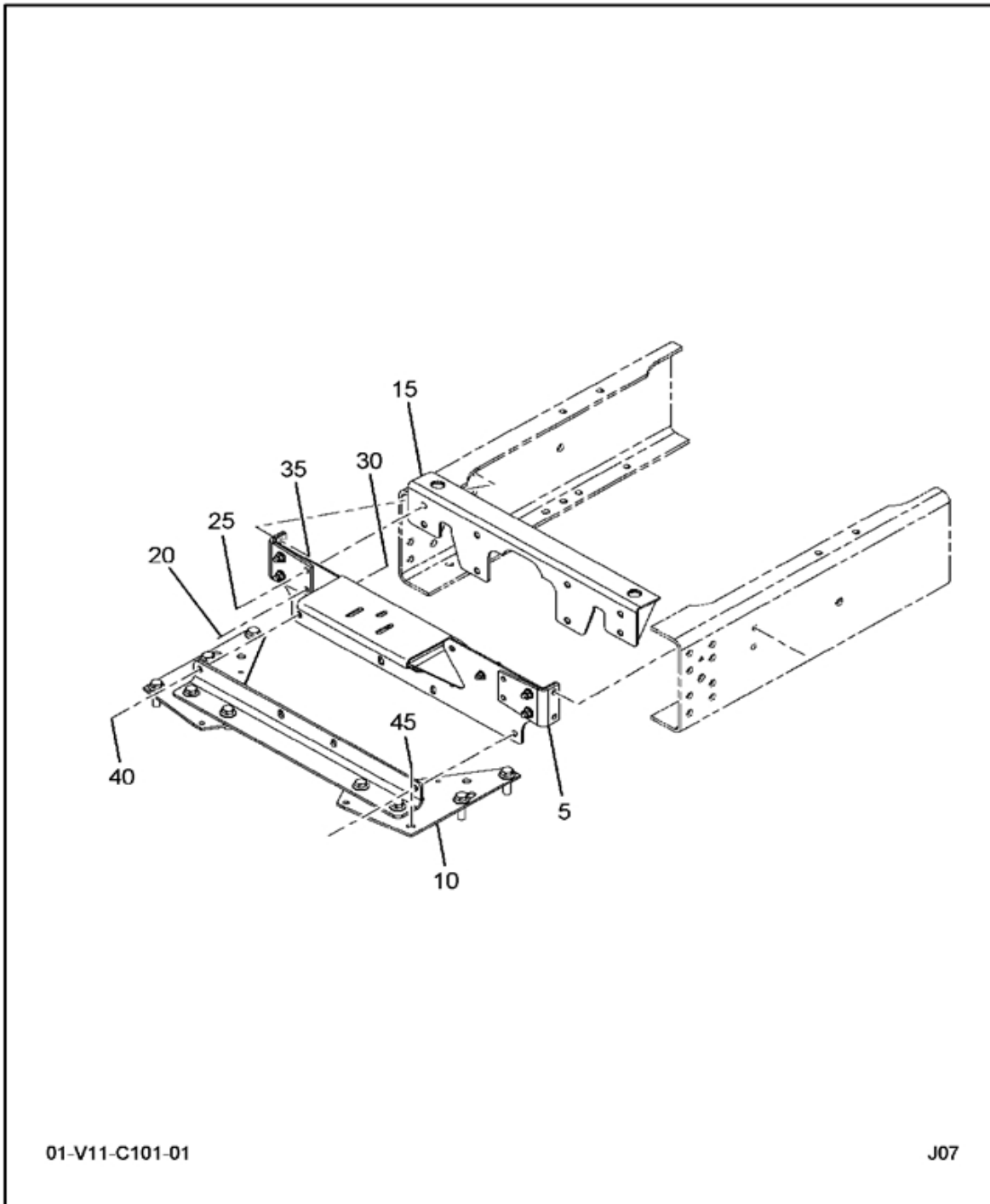
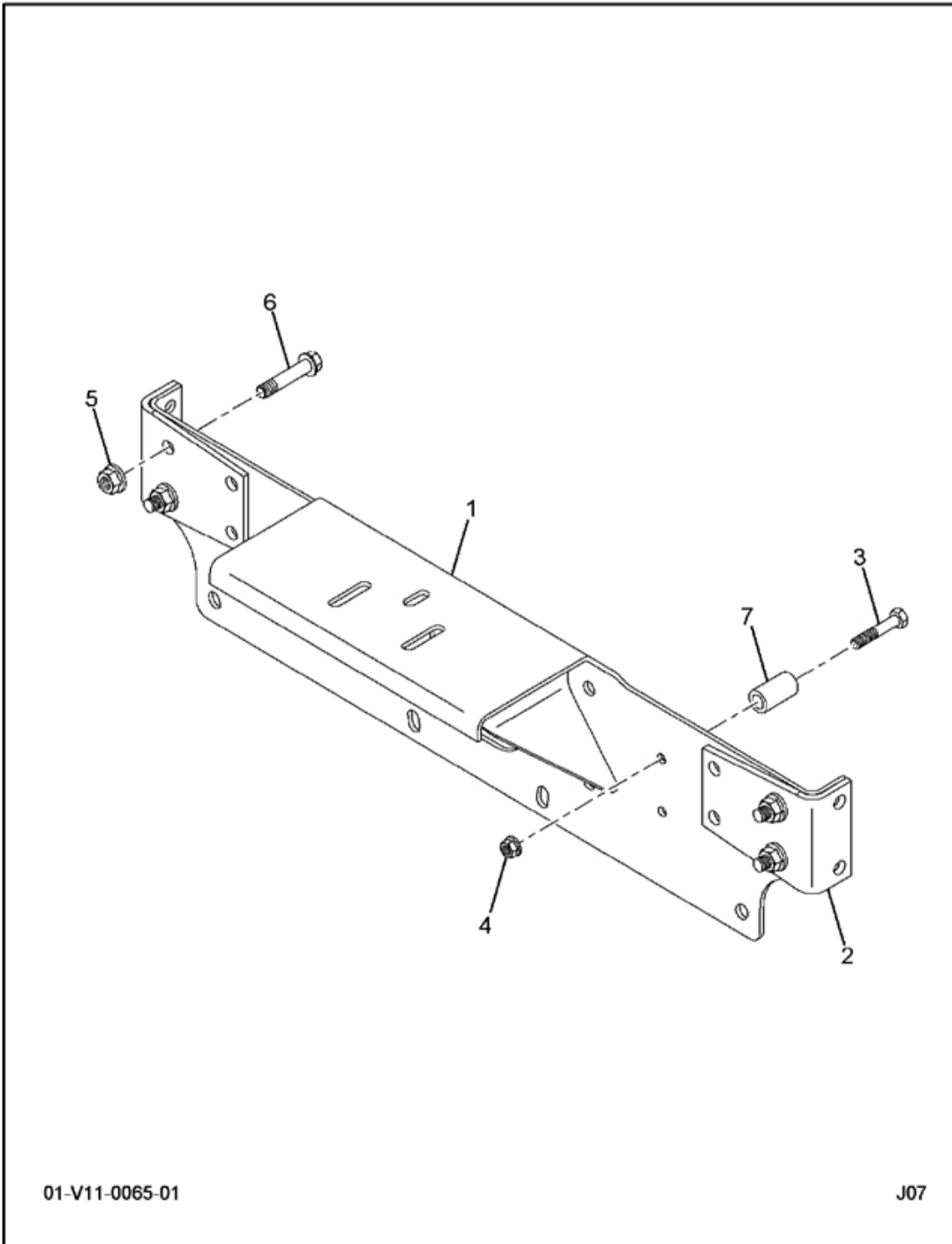


FIG 1-7  
RADIATOR MOUNTING FOR ALL NGV SEVERE SERVICE

Item	Part Number	Qty	Description	Kit	Var	Fig
005	3612451C93	1	CROSSMEMBER,RAD SUPT,		0NQJQ	3612451C93
010	3612445C92	1	CROSSMEMBER,RAD SUPT,		0NQK3	3612445C92
015	3612447C2	1	CROSSMEMBER,RAD SPRT,		0NVPJ	
020	3554702C1	2	BOLT,HEX FLG HD METRIC*M12 X 3		0NVPJ	
025	3535858C1	6	BOLT,HEX FLG HD METRIC*M12-1.7		0NVPJ	
030	30745R2	4	BOLT,M12 X 35 FLG HD		0NQJQ	
035	30747R2	4	BOLT,HEX FLG HD METRIC M12X45		0NQJQ	
	30755R1	4	NUT,HEX M12 FLANGED		0NQJQ	
040	30755R1	4	NUT,HEX M12 FLANGED		0NQJQ	
	25555R1	4	WASHER,LOCK .531X1.250X .188 P		0NQJQ	
045	30756R1	6	NUT,HEX M16 PRVTRQ		0NQK3	
	30752R2	6	BOLT, M16 X 50MM PHC FLG CLASS		0NQK3	

FIG 1-7.1  
CROSSMEMBER, RAD SUPT,



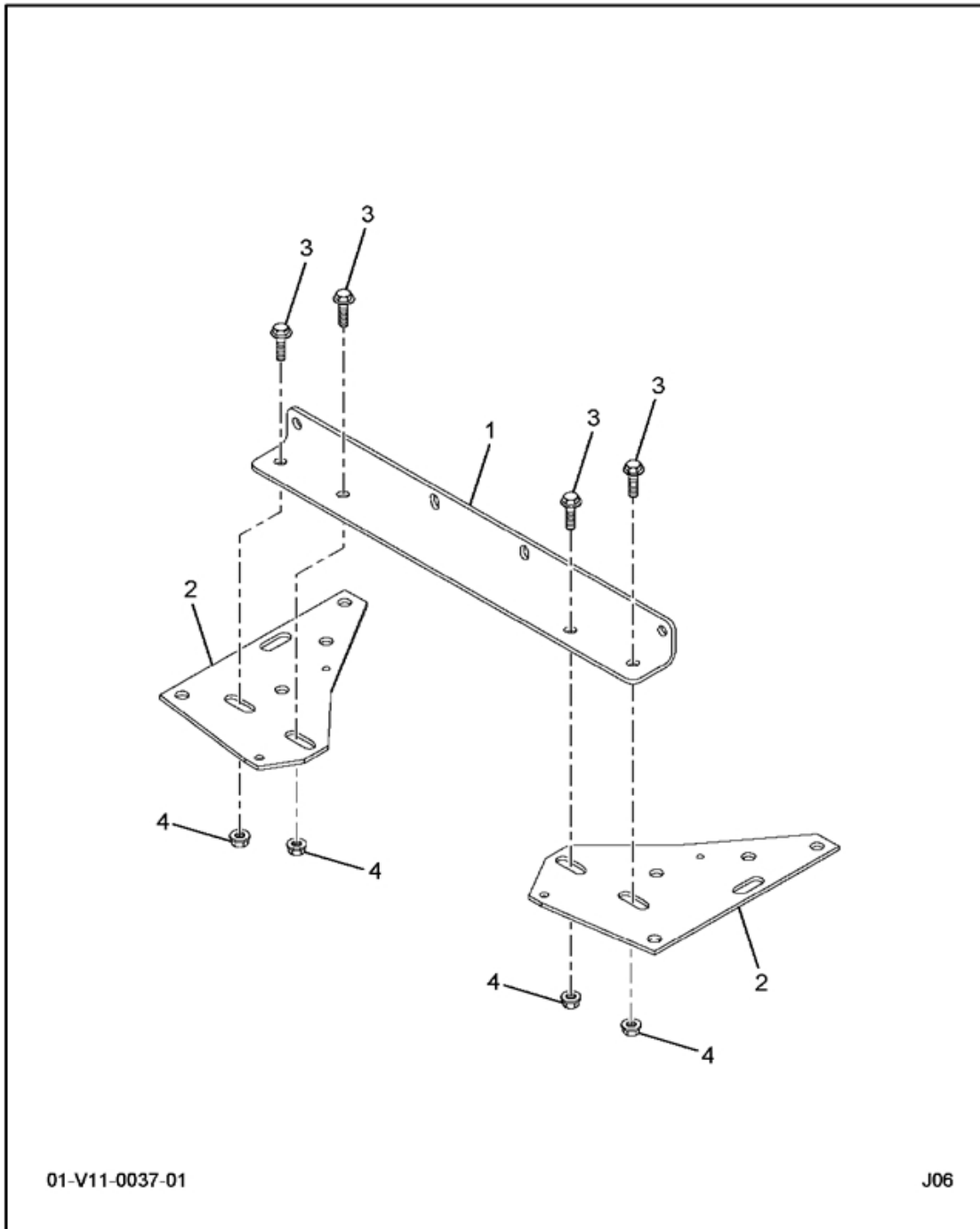
01-V11-0065-01

J07

FIG 1-7.1  
CROSSMEMBER, RAD SUPT,

Item	Part Number	Qty	Description	Kit	Var	Fig
001	3614868C3	1	CROSSMEMBER,RAD SUPT,			
002	3612448C1	2	REINFORCEMENT, FOR SS RAD MTG			
003	31062R1	2	BOLT, M10 X 60 PHC CL 10.9 FLG			
004	30754R1	2	NUT M10 X 1.5 *STD			
005	30755R1	4	NUT, HEX M12 FLANGED			
006	30744R2	4	BOLT,HEX HD MET M12X30 PHC FLG			
007	3614750C1	2	PIN,RAD CROSS SUPPRT,40X22MM			
880		RF	NOTE: ASM BELOW COMPRISED OF ABOVE COMPONENTS			
881	3612451C93	RF	CROSSMEMBER,RAD SUPT,			

FIG 1-7.2  
CROSSMEMBER, RAD SUPT



01-V11-0037-01

J06

FIG 1-7.2  
CROSSMEMBER, RAD SUPT

Item	Part Number	Qty	Description	Kit	Var	Fig
001	3612442C2	1	CROSSMEMBER, RAD SUPT			
002	3566354C3	2	REINFORCEMENT, GUSSET			
003	30750R2	4	BOLT, M16 X 40MM PHC FLG CLASS			
004	30756R1	4	NUT, HEX 15 PACK M16			
880		RF	NOTE: ASM BELOW COMPRISED OF ABOVE COMPONENTS			
881	3612445C92	RF	CROSSMEMBER, RAD SUPT			



Group 02  
Front  
Axle

FIG 2-1  
AXLE ASM, FRONT DRIVING

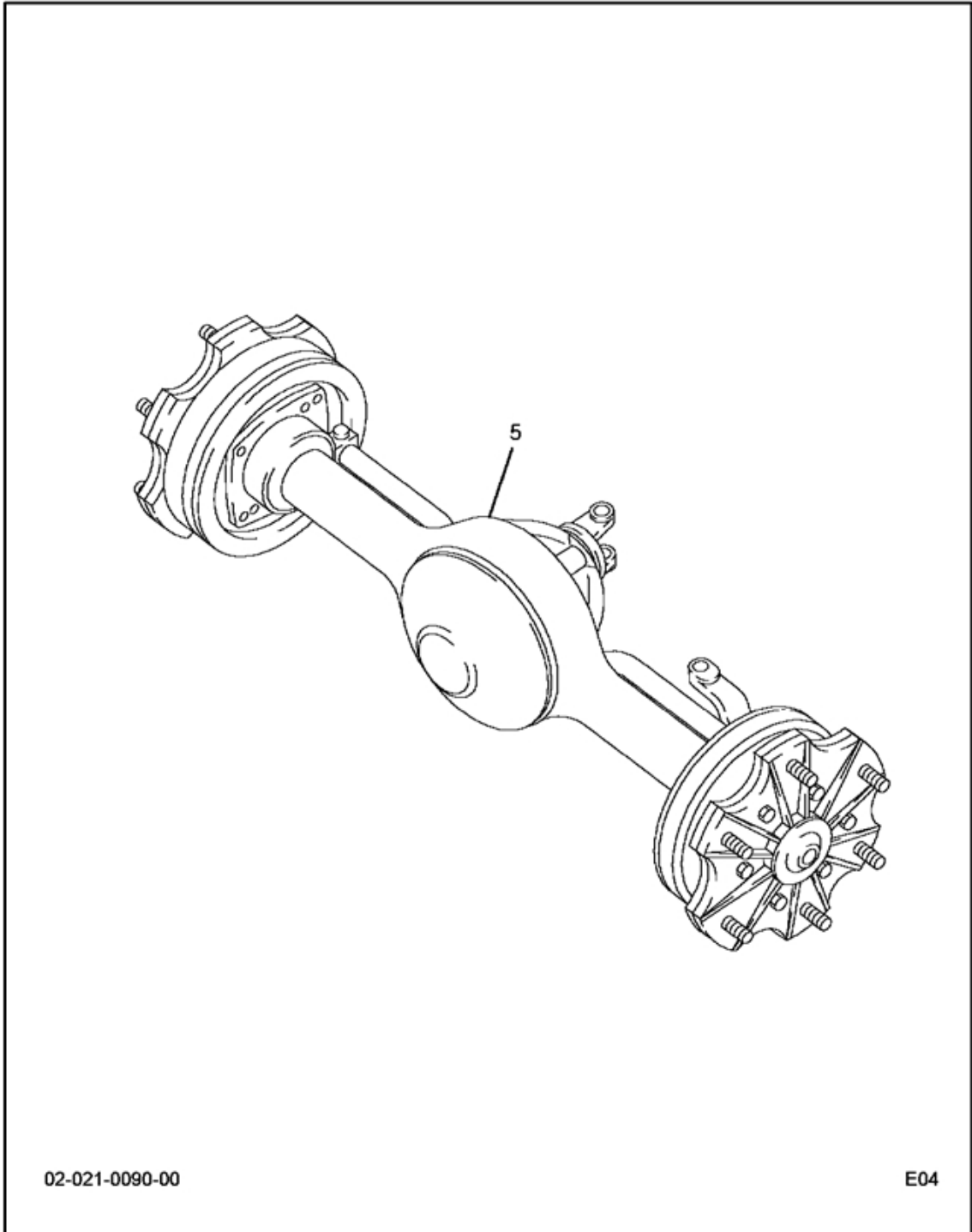
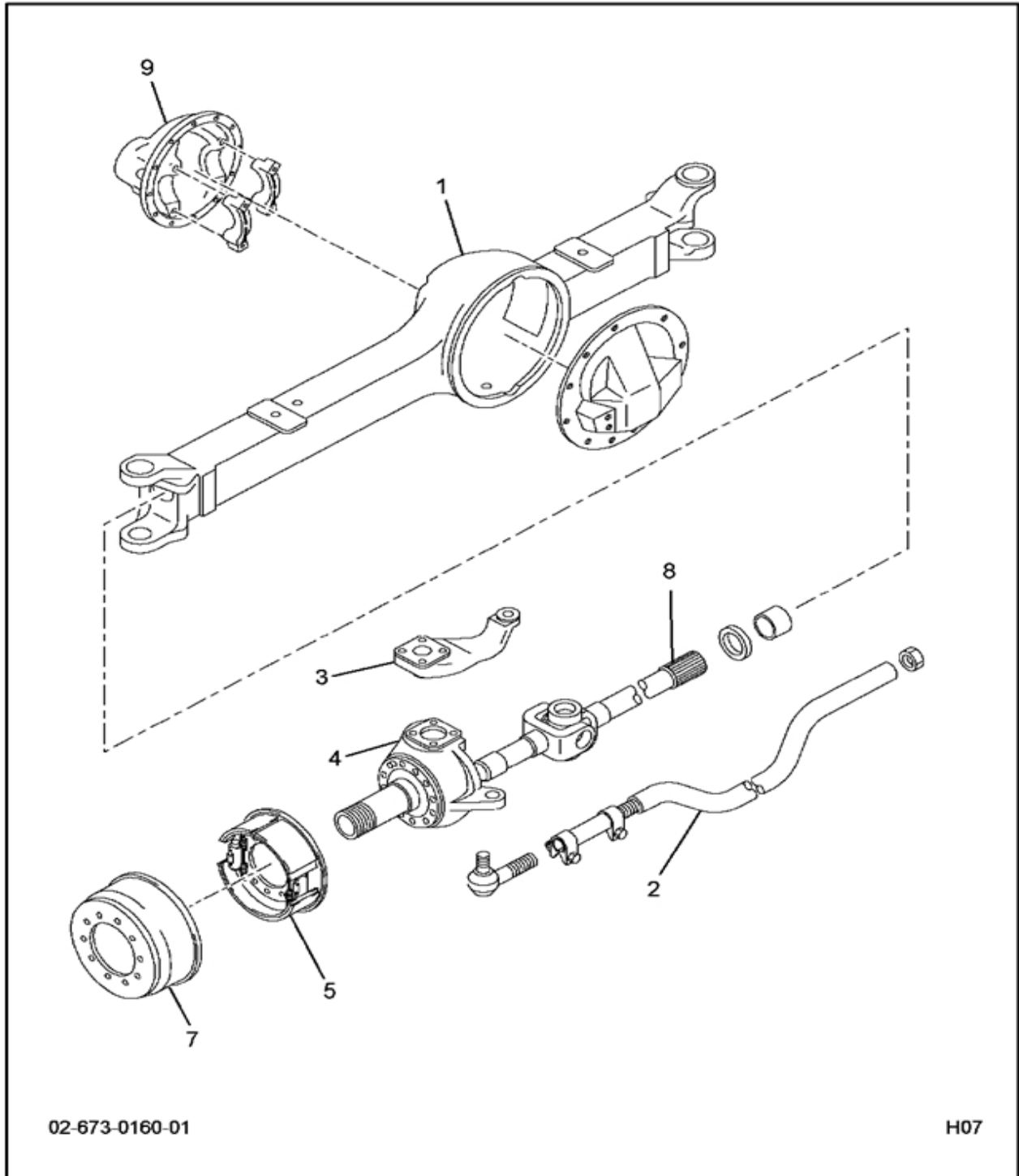


FIG 2-1  
AXLE ASM, FRONT DRIVING

Item	Part Number	Qty	Description	Kit	Var	Fig
005	2596476C91L	1	AXLE ASSY,FRONT			2596476C91L

FIG 2-1.1  
AXLE ASSY, FRONT



02-673-0160-01

H07

FIG 2-1.1  
AXLE ASSY, FRONT

Item	Part Number	Qty	Description	Kit	Var	Fig
001	3820090F91	1	MM,AXLE FRT HSG 18K DR FC1			3820090F91
002	3599759F91	1	ARM,STRG TIE ROD, KNUCKLE, TIE			3599759F91
003	3577157F91	1	ARM,STRG SGL LT 10-16K FC#3ABR			3577157F91
004	3819857F91	1	AXLE ASM, FRONT, 29 DEG			3819857F91
005	3556962F91	1	BRAKE,GRP FRT 16.5X6 LT&RT FC5			3556962F91
007	3819846F91	1	HUB, FRONT AXLE, W/BRAKE DRUM			3819846F91
008	3556980F91	1	SHAFT,AXLE W/FLG & JT ABR FC#8			3556980F91
009	3820110F91	1	MM,AXLE FRT MX18 STD 4.33 FC9			3820110F91
800		RF	NOTE: THE FOLLOWING PARTS ARE NON-ILLUSTRATED			
801	3556964F91	1	ADJUSTER,BRK SLACK 5.5" FC#6			3556964F91
802	3558402C91	1	FLANGE,TRUN BRG SPL140			
880		RF	NOTE: ASM BELOW COMPRISED OF ABOVE COMPONENTS			
881	2596476C91L	RF	AXLE ASSY, FRONT			

FIG 2-1.2  
MM, AXLE FRT HSG 18K DR FC1

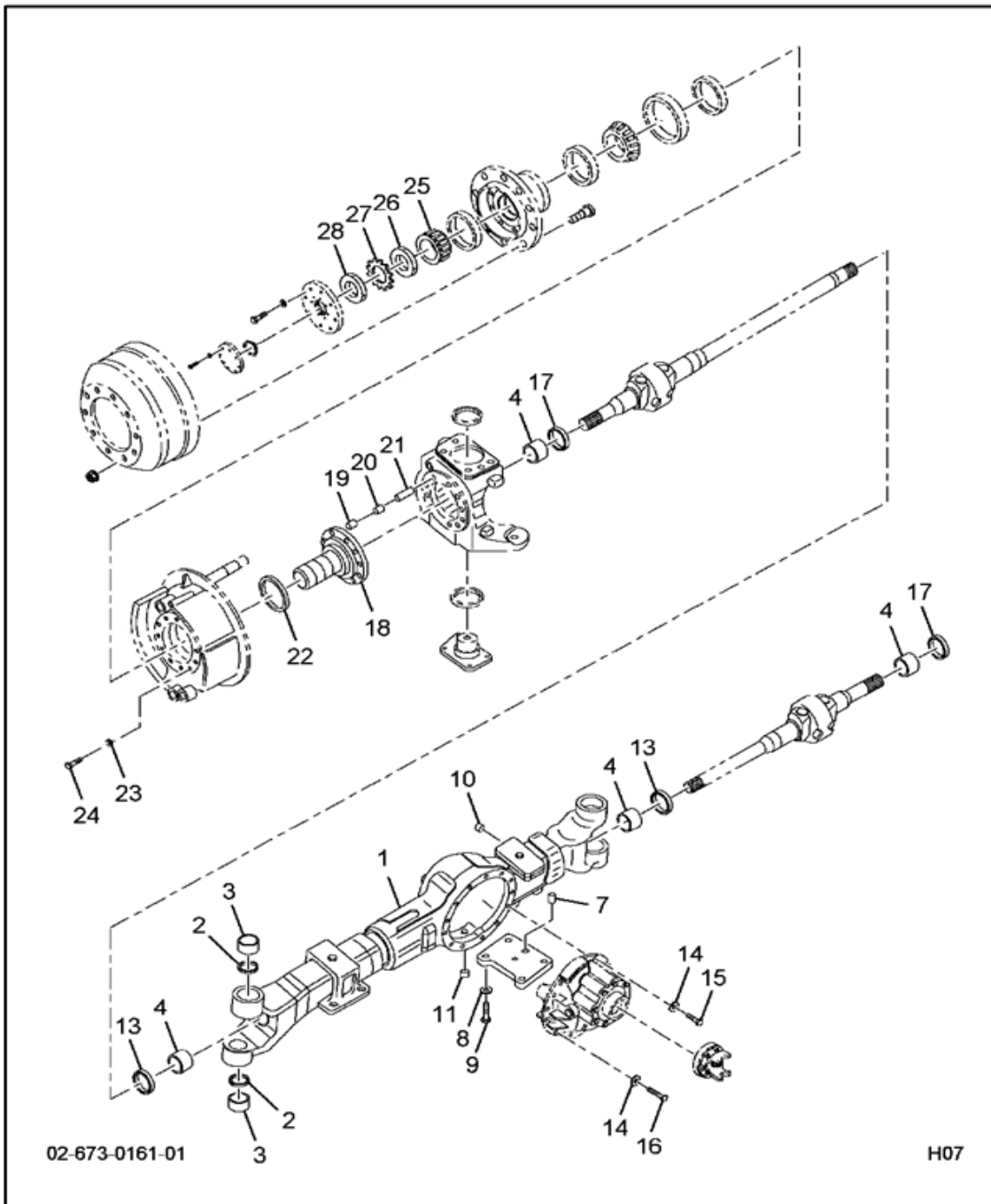


FIG 2-1.2  
MM,AXLE FRT HSG 18K DR FC1

Item	Part Number	Qty	Description	Kit	Var	Fig
001	2596231C91	1	HOUSING,FRT DR			
002	2507878C1	4	PLUG,EXP K/P			
003	1685074C1	4	BUSHING,K/P UPR & LWR 02ERD,E			
004	2596165C1	2	BUSHING,HSG AXLE SHAFT			
007	890634R1	1	PIN, DOWEL AXLE HSG TUBE			
008	213524R1	1	WASHER FLAT,SUSP PIN			
009	484697C1	1	BOLT,SPECIAL 5/8NCX2 1/2 DRYLO			
010	2596234C1	1	BREATHER,AXLE			
011	586049C1	2	PLUG,MAGNETIC DRAIN 3/4NF			
013	2507881C1	2	SEAL,OIL HSG AXLE SHAFT			
014	213524R1	19	WASHER FLAT,DIFF TO HSG			
015	2507882C1	15	BOLT,HH DIFF TO HSG SHORT			
016	2507883C1	4	BOLT,HH DIFF TO HSG LONG			
017	2507884C1	2	SEAL,OIL SPINDLE			
018	2507885C91	2	SPINDLE,ASSY W/BUSHING			
019	1691451C1	2	BUSHING,ABS BRK SENSOR KNCKL			
020	2502205C1	2	RETAINER,SPRING WHL SPD SENSOR			
021	2589461C1	2	TRANSMITTER,SPEED SENSOR			
022	491657C1	2	SLEEVE,WHEEL BRG OIL SEAL			
023	226846R1	22	WASHER,CARRIER TO HSG STUD			
024	484697C1	22	BOLT,HH SPL 5/8NCX2 1/2 DRYLK			
025	TM594A	2	BEARING,CONE OTR WHL			
026	491653C1	2	NUT,WHL BRG ADJ INNER			
027	2504132C1	2	LOCK,WHEEL BRG ADJ NUT			
028	491654C1	2	NUT,WHL BRG ADJ OUTER			
800		RF	NOTE: THE FOLLOWING PARTS ARE NON-ILLUSTRATED			
801	2596165C1	2	BUSHING,HSG AXLE SHAFT			
802	FP52400	2	BEARING,CONE INNER			
803	1697853C1	1	SEAL,OIL FRT WHL BRG INNER			
880		RF	NOTE: ASM BELOW COMPRISED OF ABOVE COMPONENTS			
881	3820090F91	RF	MM,AXLE FRT HSG 18K DR FC1			

FIG 2-1.3  
ARM, STRG TIE ROD, KNUCKLE, TIE

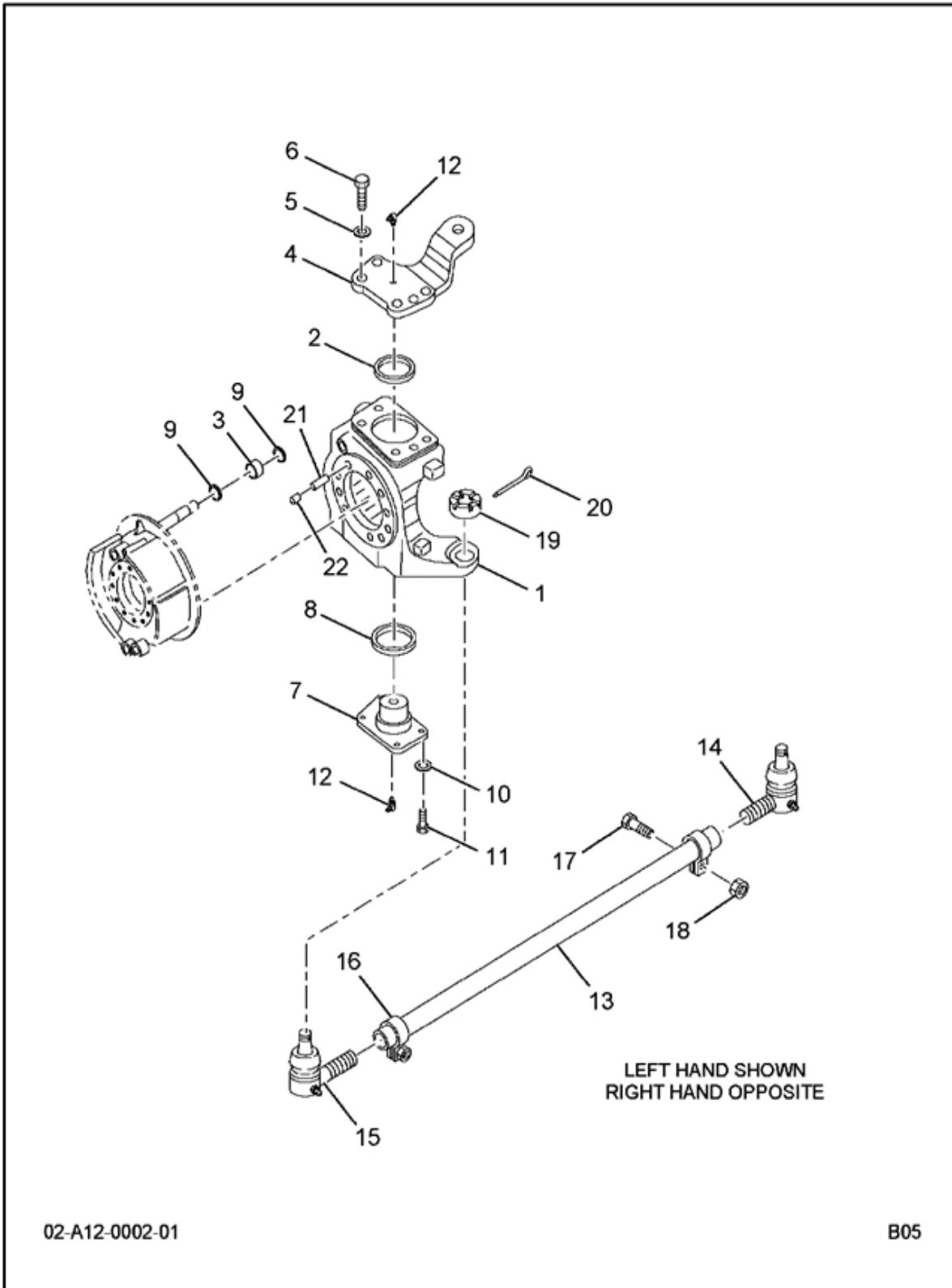
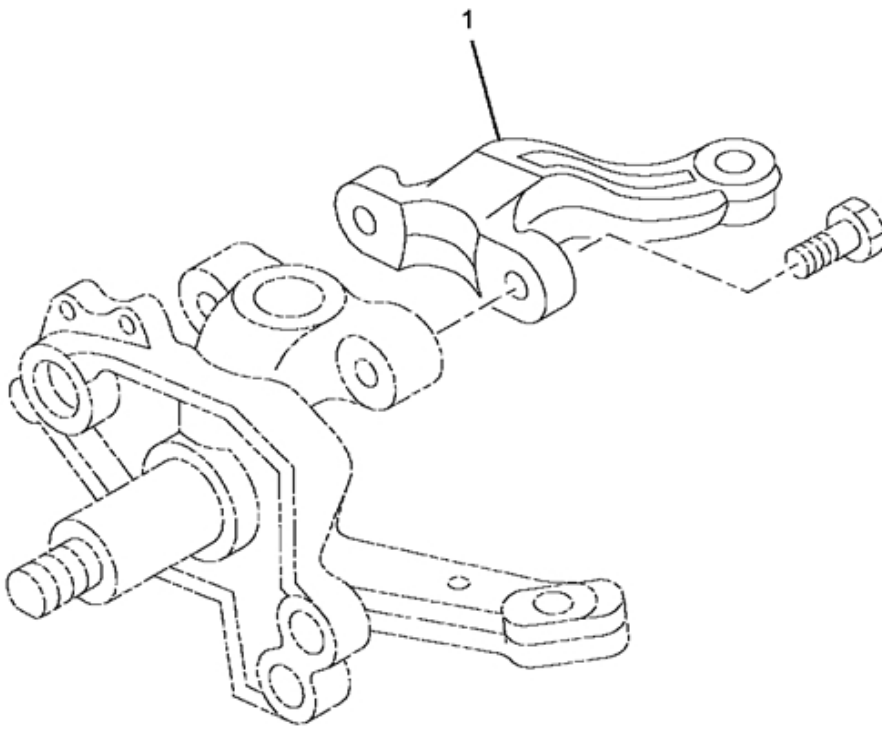




FIG 2-1.3  
ARM,STRG TIE ROD, KNUCKLE, TIE

Item	Part Number	Qty	Description	Kit	Var	Fig
001	2586938C91	1	KNUCKLE,STRG W/BUSH LT			
		RF	LEFT			
	2586939C91	1	KNUCKLE,STRG LT W/BUSH			
		RF	RIGHT			
002	592855C1	2	SEAL, OIL STEERING KNUCKLE			
003	2507890C1	2	BUSHING,KNUCKLE			
004	2507891C1	1	CAP, KING PIN, UPPER			
005	680457R1	10	WASHER, CARRIER BEARING CAP STUD			
006	2507892C1	10	BOLT, KING PIN CAP 7/8" X 3" UNC			
007	1699204C1	2	CAP,STRG KNUCKLE LWR			
008	1685073C91	2	BEARING,THRUST LWR K/P 02ERD,E			
009	56121R3	4	SEAL,BRAKE CAMSHAFT			
010	13611VA	8	WASHER,DIFF SHIFT HAND LEVER R			
011	2507893C1	8	BOLT, KING PIN CAP 3/4" X 1 3/4" UNC			
012	127743	6	LUBRICATOR, 1/8 PTF SHORT 65D			
013		1	ROD,TIE W/CLAMP			
014	1681456C91	1	END ASSY TIE ROD LT			
		RF	LEFT			
015	1681457C91	1	END ASSY TIE ROD RH			
		RF	RIGHT			
016	267147C91	2	CLAMP,ASSY 1.5IN DIA.			
017	24879R1	2	BOLT, 5/8 X 3 PHC TYPE 8			
018	9412231	2	NUT,HEX LOCK 5/8 NC			
019	26963R1	2	NUT, HEX SLOTTED 7/8" UNF			
020	103389	2	PIN, 1/8 X 2 PLN COTTER			
021	2589461C1	2	TRANSMITTER,SPEED SENSOR			
022	2589457C1	2	CLIP,ABS SENSOR			
800		RF	NOTE: THE FOLLOWING PARTS ARE NON-ILLUSTRATED			
801	A23102Z3458	1	ROD,ASSY TIE W/ENDS PROD			
802		1	ROD,FRT AXLE TIE W/CLAMPS SVC			
880		RF	NOTE: ASM BELOW COMPRISED OF ABOVE COMPONENTS			
881	3599759F91	RF	ARM,STRG TIE ROD, KNUCKLE, TIE			

FIG 2-1.4  
ARM ASM, STRG; SGL LT



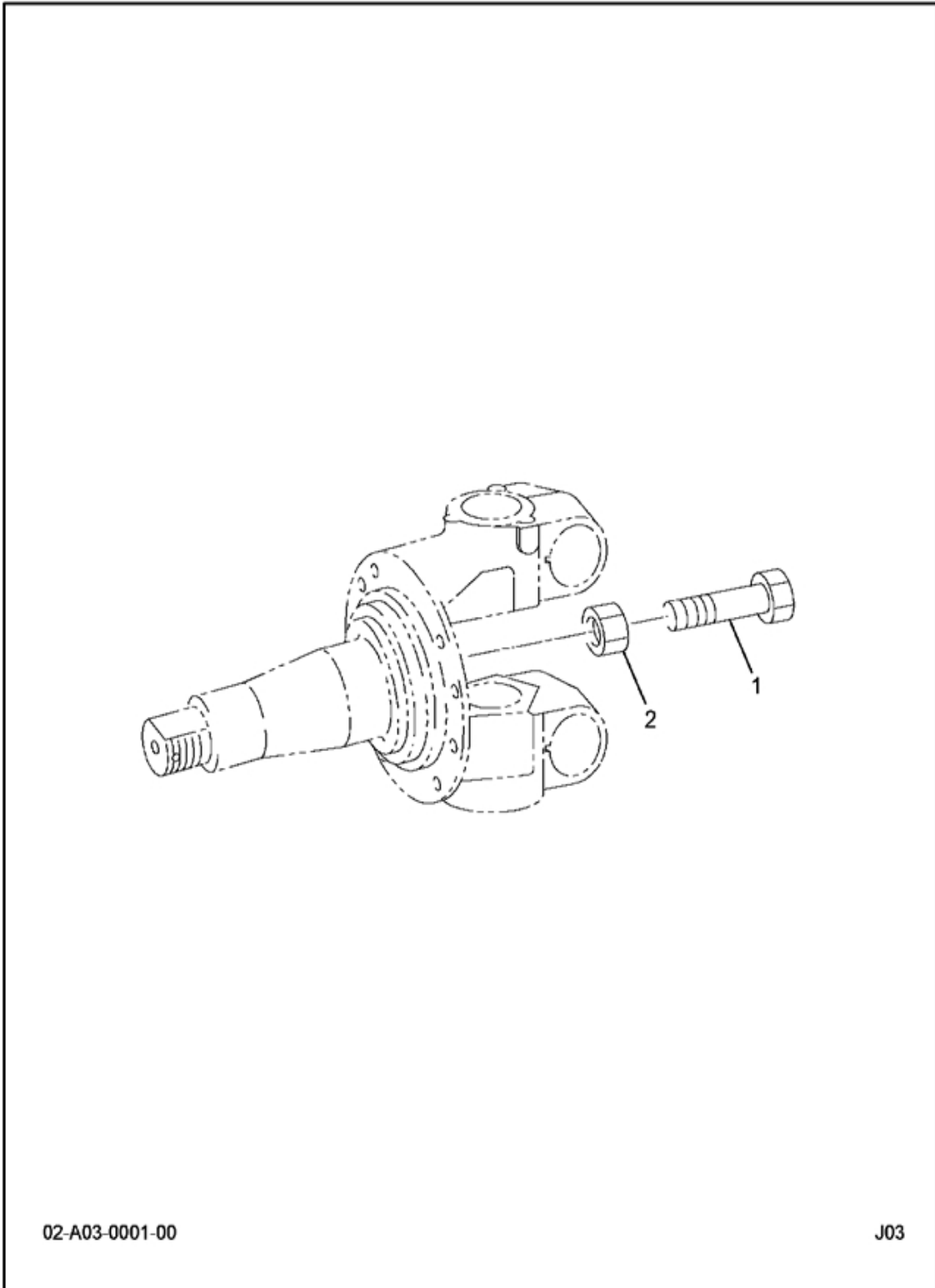
02-A13-0001-01

C04

FIG 2-1.4  
ARM ASM, STRG; SGL LT

Item	Part Number	Qty	Description	Kit	Var	Fig
001	2508829C1	1	ARM,STRG SGL LT 10-16K			
	592855C1	1	SEAL,OIL STRG KNUCKLE			
	127743	1	LUBRICATOR, 1/8 PTF SHORT 65D			
	2507892C1	5	BOLT,HH K/P CAP 7/8NCX3			
	680457R1	5	WASHER,CARR BRG CAP STUD			
880		RF	NOTE: ASM BELOW COMPRISED OF ABOVE COMPONENTS			
881	3577157F91	RF	ARM,STRG SGL LT 10-16K FC#3ABR			

FIG 2-1.5  
STOP, WHL 29 DEG ABR FC4



02-A03-0001-00

J03

FIG 2-1.5  
 STOP,WHL 29 DEG ABR FC4

Item	Part Number	Qty	Description	Kit	Var	Fig
001	2596237C1	2	SCREW,SET			
002	25758R1	2	NUT,HEX 9/16 NC TYPE 8			
880		RF	NOTE: ASM BELOW COMPRISED OF ABOVE COMPONENTS			
881	3819857F91	RF	STOP,WHL 29 DEG ABR FC4			

FIG 2-1.6  
BRAKE, GRP FRT 16.5X5 LT & RT FC5

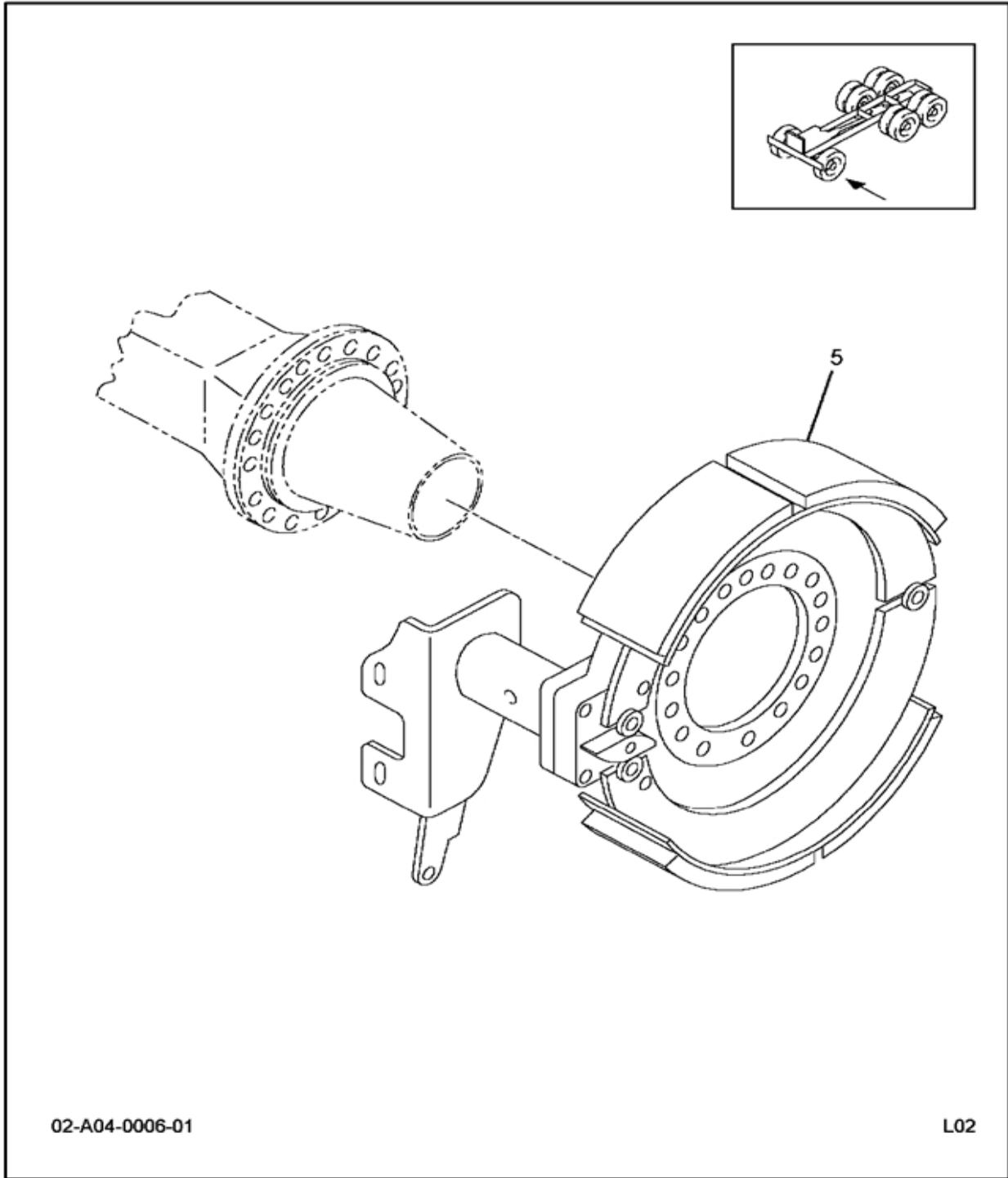


FIG 2-1.6  
BRAKE,GRP FRT 16.5X5 LT&RT FC5

Item	Part Number	Qty	Description	Kit	Var	Fig
005	2507873C91	1	BRAKE,GROUP FRT LT 16.5X6 Q+			2507873C91
	2507874C91	1	BRAKE,GROUP FRT RT 16.5X6 Q+			2507874C91
880		RF	NOTE: ASM BELOW COMPRISED OF ABOVE COMPONENTS			
881	3556962F91	RF	BRAKE,GRP FRT 16.5X5 LT&RT FC5			

FIG 2-1.7  
BRAKE, FRONT; MERITOR 16.5 X 6 Q-PLUS

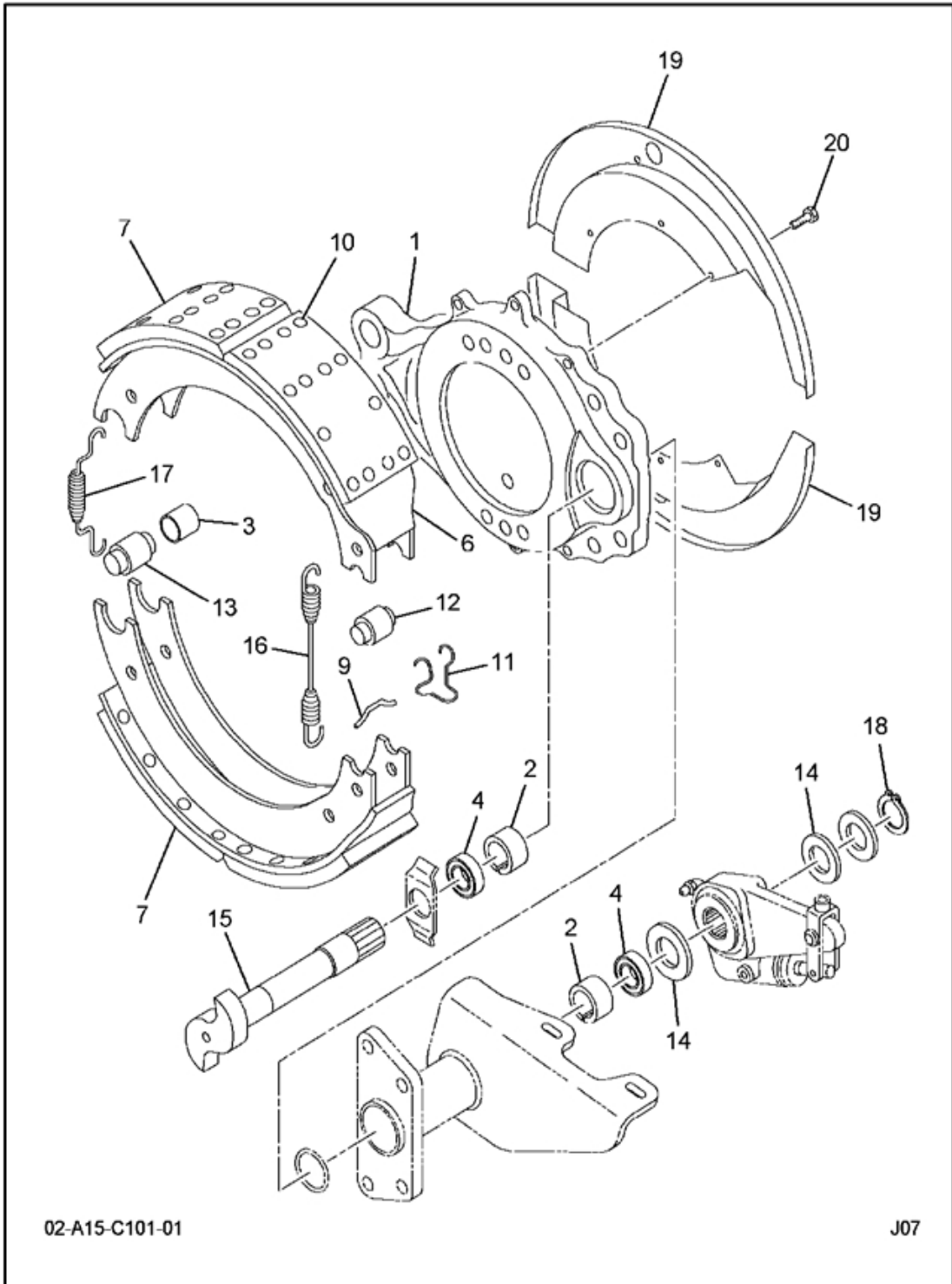




FIG 2-1.7  
BRAKE, FRONT; MERITOR 16.5 X 6 Q-PLUS

Item	Part Number	Qty	Description	Kit	Var	Fig
001	2500417C91	1	SPIDER,BRAKE W/BUSH & SEAL LT OR RT			
002	1676226C1	2	BUSHING,STRG KNUCKLE			
003	577650C1	2	BUSHING,BRK SHOE ANCHOR PIN			
004	1695751C1	2	SEAL,OIL REAR WHEEL BRG INNER			
006	2500413C91	2	SHOE,BRK W/LINING NAB456			
007		RF	LINING, BRK SHOE	A		
009	983622R1	2	PIN,BRK SHOE ANCHOR			
010	262365C1	48	RIVET,BK SHOE LINING	A		
011	577652C1	2	RETAINER,BRK ROLLER			
012	2502427C1	2	ROLLER,BRK SHOE			
013	577653C1	2	PIN,BRK SHOE ANCHOR			
014	1676231C1	2	WASHER,SPECIAL			
015	2210E8585	1	CAMSHAFT,BRAKE LEFT			
016	2500416C1	1	SPRING,BRK SHOE RETURN			
017	1685491C1	2	SPRING,BRK SHOE RETAIN (GREEN)			
018	1695757C1	1	RING,SNAP			
019	2507875C1	1	SHIELD,DUST LEFT			
020	24838R1	5	BOLT,3/8 X 1/2 PHC TYPE 8			
800		RF	NOTE: THE FOLLOWING PARTS ARE NON-ILLUSTRATED			
801	1199T2854	1	FITTING,LUBRICATOR			
802	2500414C91	KT	SET,LINING NAB456			
		RF	(CONSISTS OF PARTS DENOTED BY A)			
880		RF	NOTE: ASM BELOW COMPRISED OF ABOVE COMPONENTS			
881	2507873C91	RF	BRAKE, FRONT; MERITOR 16.5 X 6 Q-PLUS			

FIG 2-1.8  
BRAKE, GROUP FRT RT 16.5X6 Q+

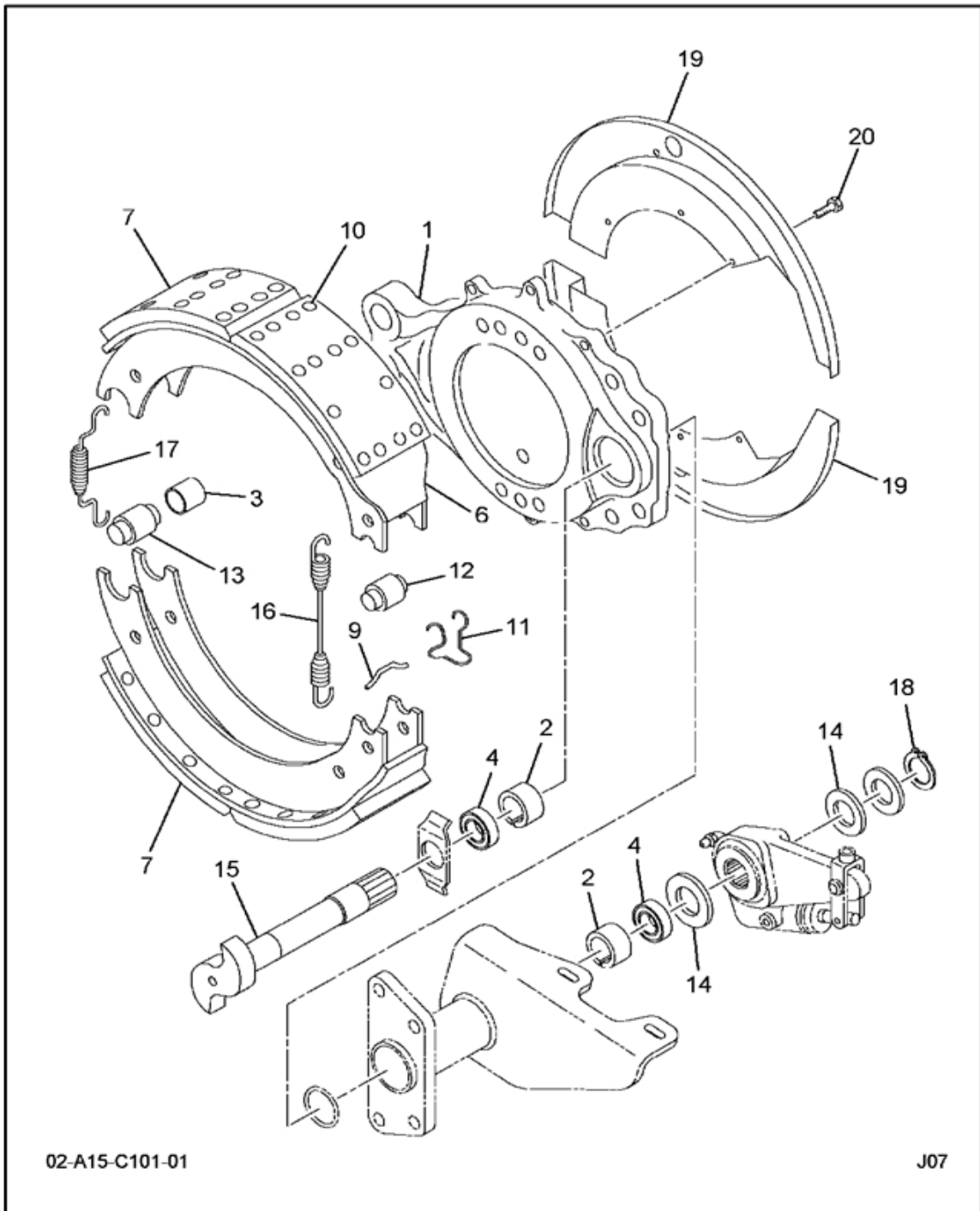
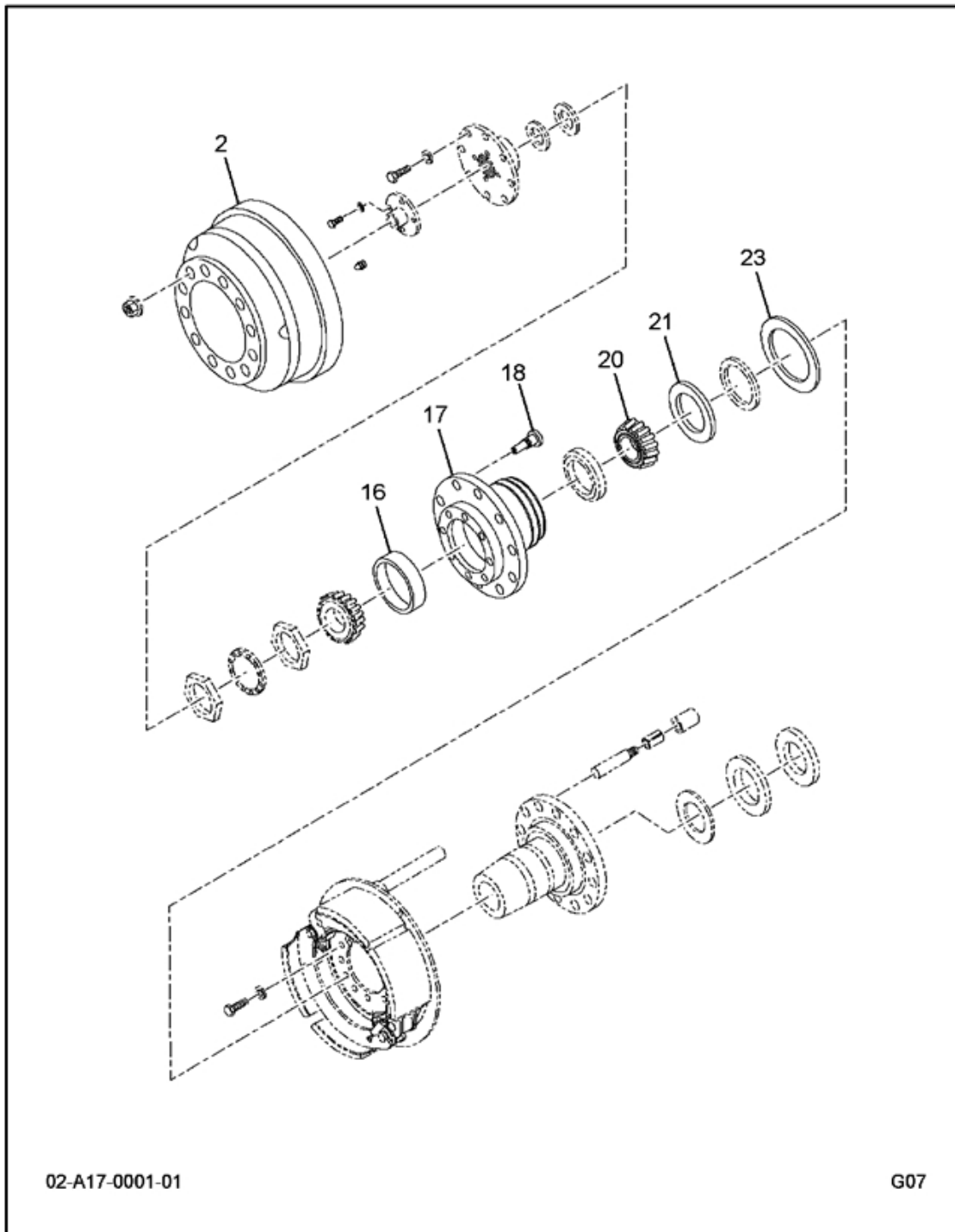


FIG 2-1.8  
BRAKE, GROUP FRT RT 16.5X6 Q+

Item	Part Number	Qty	Description	Kit	Var	Fig
001	2500417C91	1	SPIDER, BRAKE W/BUSH & SEAL LT OR RT			
002	1676226C1	2	BUSHING, STRG KNUCKLE			
003	577650C1	2	BUSHING, BRK SHOE ANCHOR PIN			
004	1695751C1	2	SEAL, OIL REAR WHEEL BRG INNER			
006	2500413C91	2	SHOE, BRK W/LINING NAB456			
007		RF	LINING, BRK SHOE	A		
009	983622R1	2	PIN, BRK SHOE ANCHOR			
010	262365C1	48	RIVET, BK SHOE LINING	A		
011	577652C1	2	RETAINER, BRK ROLLER			
012	2502427C1	2	ROLLER, BRK SHOE			
013	577653C1	2	PIN, BRK SHOE ANCHOR			
014	1676231C1	2	WASHER, SPECIAL			
015	2507876C1	1	CAMSHAFT, BRAKE RIGHT			
016	2500416C1	1	SPRING, BRK SHOE RETURN			
017	1685491C1	2	SPRING, BRK SHOE RETAIN (GREEN)			
018	1695757C1	1	RING, SNAP			
019	1697910C1	1	SHIELD, DUST BRK SPIDER RIGHT			
020	24838R1	5	BOLT, 3/8 X 1/2 PHC TYPE 8			
800		RF	NOTE: THE FOLLOWING PARTS ARE NON-ILLUSTRATED			
801	1199T2854	1	FITTING, LUBRICATOR			
802	2500414C91	KT	SET, LINING NAB456			
		RF	(CONSISTS OF PARTS DENOTED BY A)			
880		RF	NOTE: ASM BELOW COMPRISED OF ABOVE COMPONENTS			
881	2507874C91	RF	BRAKE, GROUP FRT RT 16.5X6 Q+			

FIG 2-1.9  
AXLE FRT, HUB, DRUM 10-13.1, MERITOR



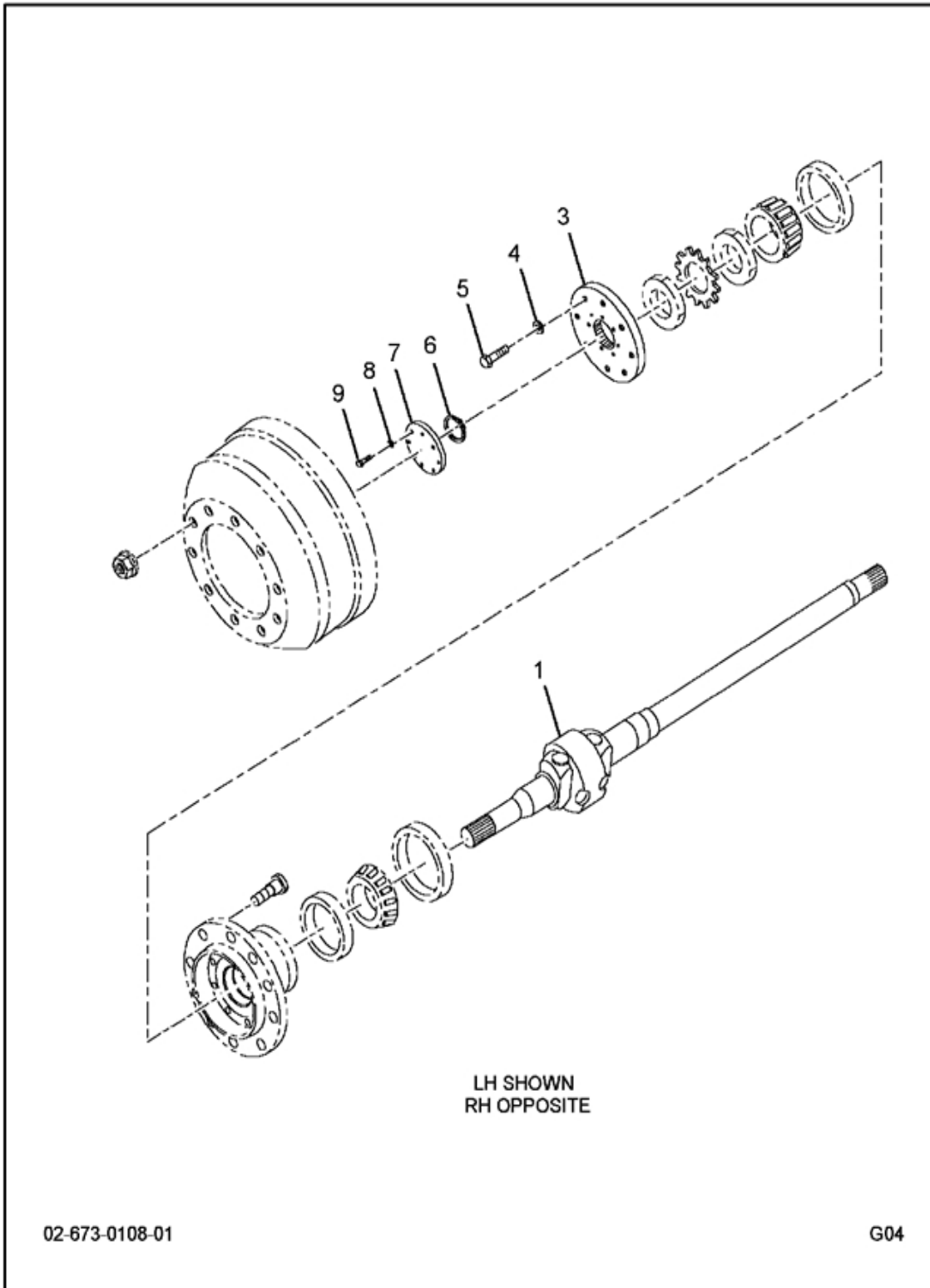
02-A17-0001-01

G07

FIG 2-1.9  
 AXLE FRT, HUB, DRUM 10-13.1, MERITOR

Item	Part Number	Qty	Description	Kit	Var	Fig
002	3219N5786	2	BRAKE DRUM			
016	TM592A	2	BEARING,CUP OUTER			
017	A333P4228	2	AY-HUB			
		1	HUB & DRUM ASSY			
018	1699659C1	20	STUD,WHEEL HUB RT			
020	FP52400	2	BEARING,CONE INNER			
021	1697853C1	2	SEAL, OIL WHEEL BEARING			
023	2502203C1	2	RING ABS EXCITER			
880		RF	NOTE: ASM BELOW COMPRISED OF ABOVE COMPONENTS			
881	3819846F91	RF	AXLE FRT, HUB, DRUM 10-13.1, MERITOR			

FIG 2-1.10  
SHAFT, AXLE W/FLG & JT ABR FC#8



02-673-0108-01

G04

FIG 2-1.10  
SHAFT, AXLE W/FLG & JT ABR FC#8

Item	Part Number	Qty	Description	Kit	Var	Fig
001	2507897C91	1	SHAFT, W/ "U" JOINT LT			
		RF	LEFT			
	2507898C91	1	SHAFT, W/ "U" JOINT RT			
		RF	RIGHT			
003	2507899C1	2	FLANGE, AXLE DR			
004	449671R1	16	WASHER, CARRIER TO HSG BOLT			
005	1695182C1	16	BOLT, DIFF CARR TO HSG SHORT			
006	2507900C1	2	RING, SNAP AXLE SHAFT			
007	2507901C1	2	PLATE, FLG COVER			
008	1658423C1	16	WASHER, FLAT M10			
009	24840R1	16	BOLT, 3/8 X 1 PHC TYPE 8			
800		RF	NOTE: THE FOLLOWING PARTS ARE NON-ILLUSTRATED			
801	1229K1597P	16	WASHER, CVR PLATE			
880		RF	NOTE: ASM BELOW COMPRISED OF ABOVE COMPONENTS			
881	3556980F91	RF	SHAFT, AXLE W/FLG & JT ABR FC#8			

FIG 2-1.11  
MM, AXLE FRT MX18 STD 4.33 FC9

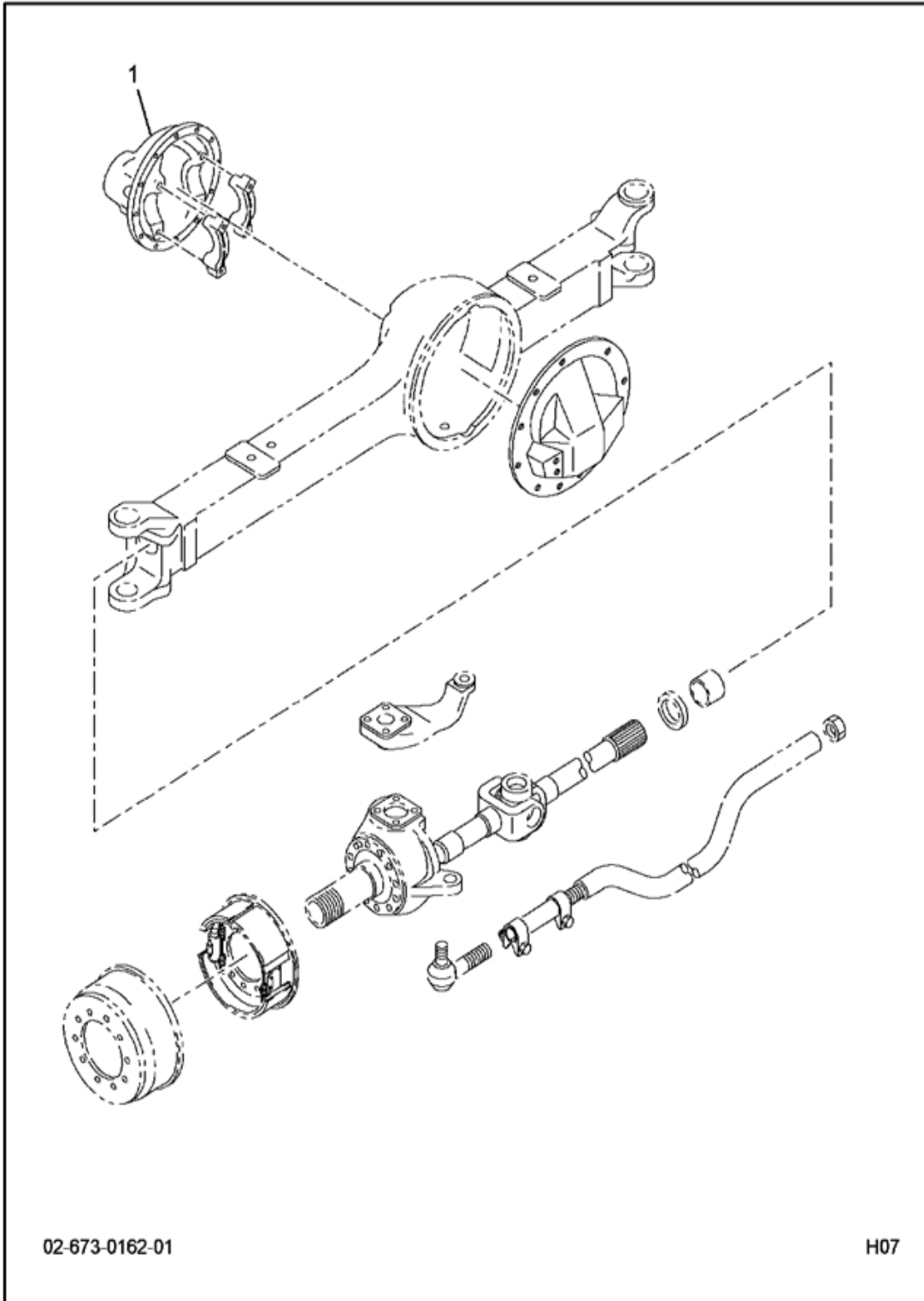
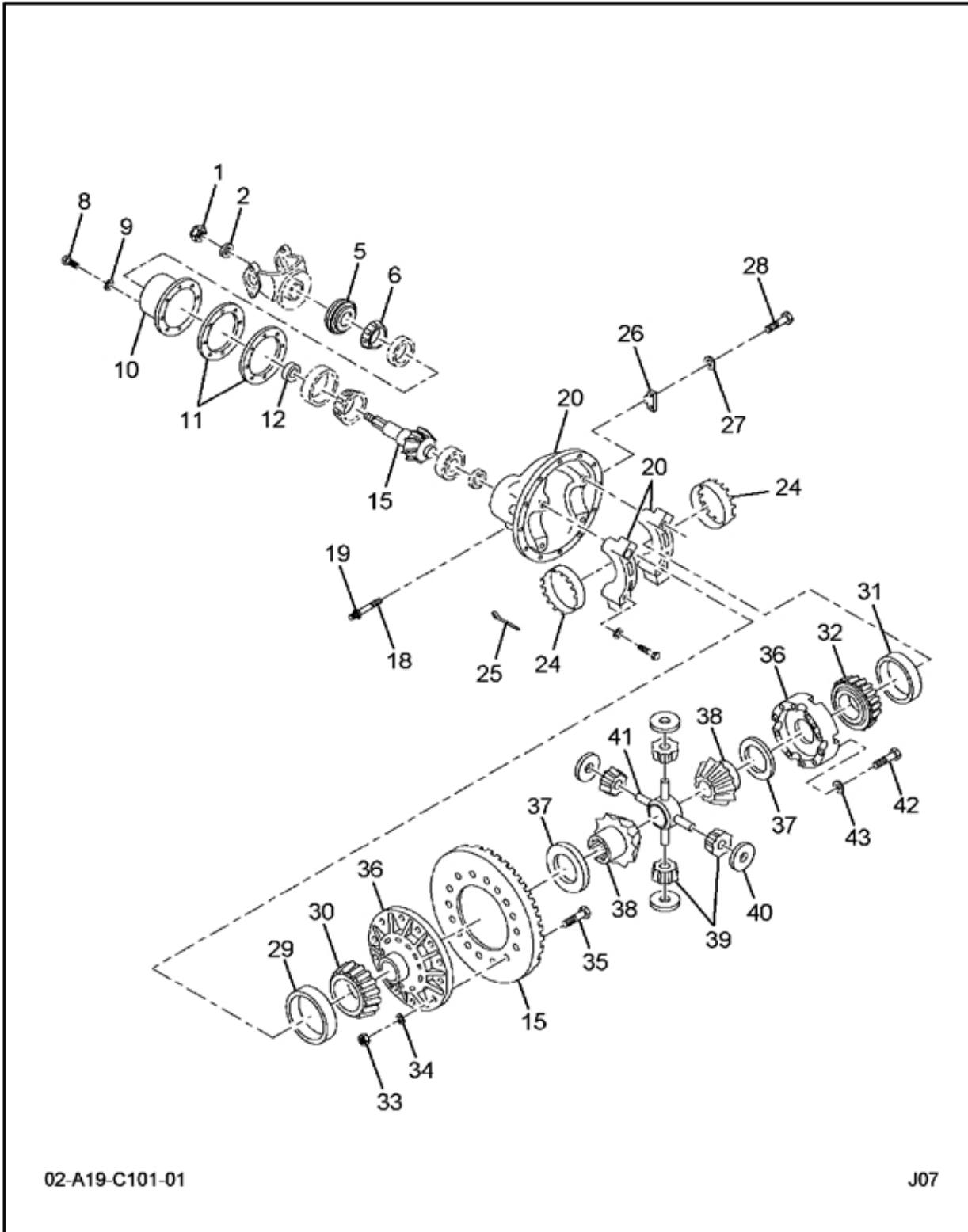




FIG 2-1.11  
MM,AXLE FRT MX18 STD 4.33 FC9

Item	Part Number	Qty	Description	Kit	Var	Fig
001	2596311C91	1	DIFFERENTIAL,FRT DR 4.33 02ESP			2596311C91
880		RF	NOTE: ASM BELOW COMPRISED OF ABOVE COMPONENTS			
881	3820110F91	RF	MM,AXLE FRT MX18 STD 4.33 FC9			

FIG 2-1.12  
DIFFERENTIAL, FRT DR 4.33 02ESP



02-A19-C101-01

J07

FIG 2-1.12  
DIFFERENTIAL, FRT DR 4.33 02ESP

Item	Part Number	Qty	Description	Kit	Var	Fig
001	1689588C1	1	NUT,UNIV JOINT			
002	3239318R1	1	WASHER,SPECIAL			
005	573716C91	1	SEAL ASSY OIL			
006	TMHM804846	1	BEARING, CONE			
008	2502739C1	8	BOLT M12 X 1.75" X 40 MM			
009	1696019C1	8	WASHER, FLAT METRIC 12 MM			
010	2508070C91	1	CAGE,DIFF PIN W/CUPS			
011	2508062C1	3	SHIM, BEARING CAGE PINION GEAR .001"	A		
	2508063C1	2	SHIM, BRG CAGE PINION GEAR .005"	A		
	2508064C1	4	SHIM, BEARING CAGE PINION GEAR .006"	A		
	2508065C1	1	SHIM, BEARING CAGE PINION GEAR .020"	A		
012	564283C1	AR	SPACER, PIN GEAR BRG .234			
	564284C1	AR	SPACER, PIN GEAR BRG .235			
	564285C1	AR	SPACER, PIN GEAR BRG .236			
	564286C1	AR	SPACER, PIN GEAR BRG .237			
	564287C1	AR	SPACER, PIN GEAR BRG .238			
	564288C1	AR	SPACER, PIN GEAR BRG .238			
	564289C1	AR	SPACER, PIN GEAR BRG .240			
	2508083C1	AR	SPACER, PINION BEARING .242"			
	2508084C1	AR	SPACER, PIN GEAR BRG .242			
	2508085C1	AR	SPACER, PIN GEAR BRG .246			
	564290C1	AR	SPACER, PIN GEAR BRG .247			
	564291C1	AR	SPACER, PIN GEAR BRG .254			
	564292C1	AR	SPACER, PIN GEAR BRG .261			
	564293C1	AR	SPACER, PIN GEAR BRG .268			
	505147C1	AR	SPACER, PIN GEAR BRG .275			
	505148C1	AR	SPACER, PIN GEAR BRG .282			
	505149C1	AR	SPACER, PIN GEAR BRG .289			
	2508086C1	AR	SPACER, PINION BEARING .296"			
015	2596353C91	1	GEAR SET,DIFF R & P 4.33			
018	1696803C1	1	SCREW,DR GR ADJ THRUST			
019	1696804C1	1	NUT,SPECIAL THRUST SCREW			
020	2596307C91	1	CARRIER,DIFF W/BRG CAPS			
024	2508066C1	1	ADJUSTER,DIFF BRG LT			
		RF	LEFT			
	2508067C1	1	ADJUSTER,DIFF BRG RT			
		RF	RIGHT			
025	683774R1	1	PIN,COTTER DIFF BRG ADJ LK			
026	1653951C1	1	LOCK,DIFF BRG ADJUSTER			
027	1696020C1	2	WASHER, FLAT AXLE			
028	2508069C1	2	BOLT M8 X 1.25" X 20MM			
029	FPJM511910	1	BEARING,CUP			
030	TM3994	1	BEARING, CONE			
031	TM34478	1	CUP, BEARING			
032	TM34306	1	BEARING, CONE			
033	2508072C1	12	NUT,HEX LK DR GR BOLT			
034	1696019C1	12	WASHER, FLAT METRIC 12 MM			
035	2508071C1	12	BOLT,HH DR GR TO CASE			
036	2508074C91	1	CASE, DIFFERENTIAL W/ BOLTS 4.30 RATIO			

FIG 2-1.12  
DIFFERENTIAL, FRT DR 4.33 02ESP

Item	Part Number	Qty	Description	Kit	Var	Fig
037	2508078C1	2	WASHER, THRUST SIDE GEAR			
038	2508079C1	2	GEAR,DIFF SIDE 1.95 X 38 SPL	B		
039	2508081C1	4	GEAR,DIFF PINION	B		
040	2508082C1	4	WASHER, THRUST PINION GEAR			
041	2508080C1	1	SPIDER, DIFFERENTIAL	B		
042	1685290C1	12	BOLT			
043	2500348C1	12	WASHER,FLAT SPL			
800		RF	NOTE: THE FOLLOWING PARTS ARE NON-ILLUSTRATED			
801	1694534C91	KT	SET, SHIM PINION BEARING CAGE			
		RF	(CONSISTS OF PARTS DENOTED BY A)			
802	2508077C91	KT	GEAR SET,DIFF SIDE RS15120			
		RF	(CONSISTS OF PARTS DENOTED BY B)			
803	KIT1556	1	SPACER KIT			
804	1695360C91	1	KIT, BOLTS & SPACERS			
805	FP55200C	1	BEARING,CONE PINION OUTER			
880		RF	NOTE: ASM BELOW COMPRISED OF ABOVE COMPONENTS			
881	2596311C91	RF	DIFFERENTIAL, FRT DR 4.33 02ESP			

FIG 2-1.13  
ADJUSTER, BRK SLACK 5.5" FC#6

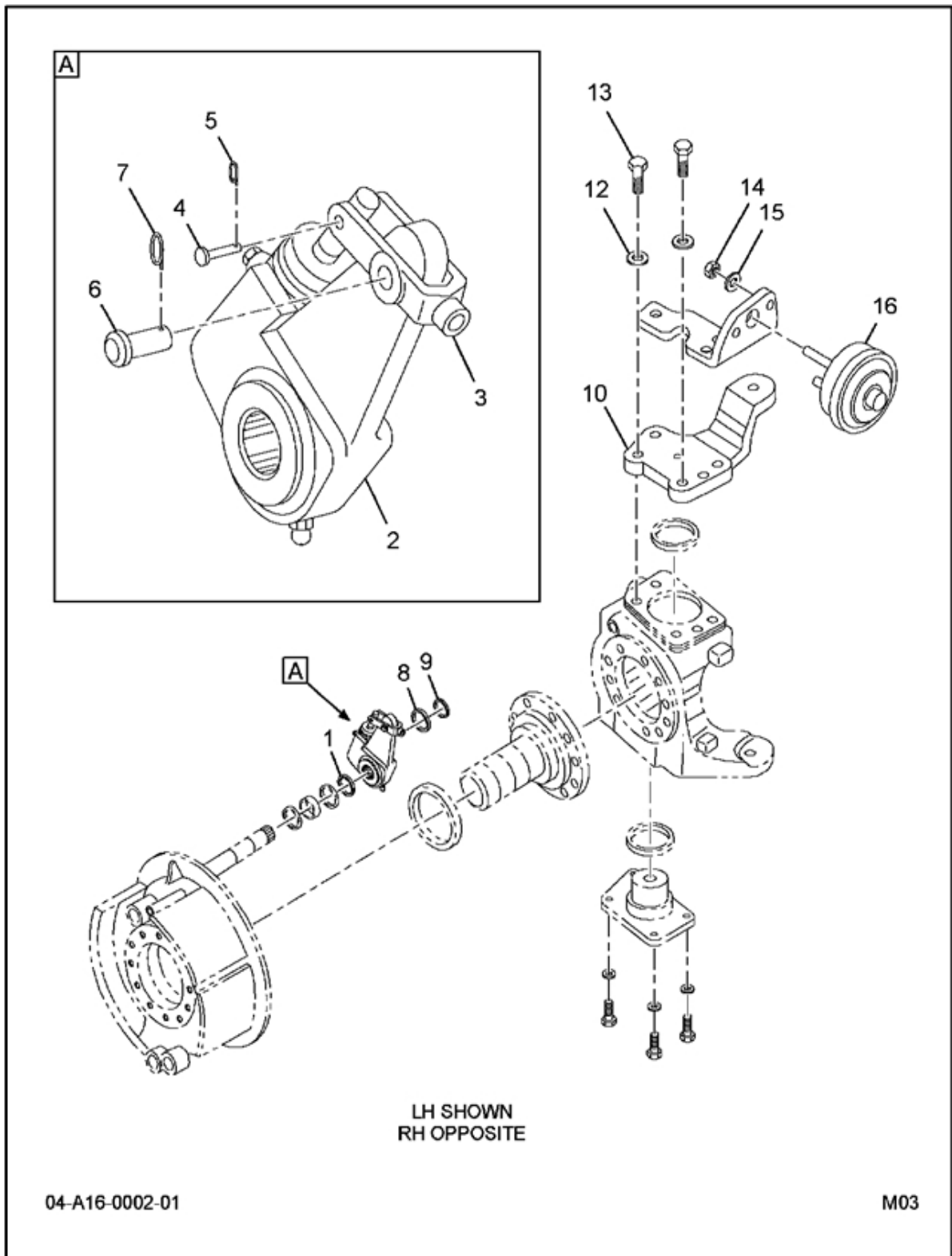


FIG 2-1.13  
 ADJUSTER, BRK SLACK 5.5" FC#6

Item	Part Number	Qty	Description	Kit	Var	Fig
001	1676229C1	6	WASHER, FLAT SPECIAL			
002	R801103	2	ADJUSTER, BRK SLACK L/CLEVIS			
003	R801713	2	CLEVIS, SLACK ADJ STRAIGHT 5/8			
	A1245P1030	2	CLEVIS, SLACK ADJ STR 5/8 PROD			
004	1689440C1	2	PIN, SLACK ADJUSTER			
005	2024771C1	2	CLIP, SPRING TYPE			
006	1689441C1	2	PIN, SLACK ADJ 1/2" X 1.75"			
007	2024772C1	2	CLIP, SPRING TYPE			
008	574062C1	2	WASHER, BRK CMSHFT SPACER			
009	152450R1	2	RING, SNAP			
010	2507894C1	1	BRACKET, BRK CHAMBER LT			
	2507895C1	1	BRACKET, BRK CHAMBER RT			
012	680457R1	6	WASHER, CARR BRG CAP STUD			
013	2507892C1	6	BOLT, HH K/P CAP 7/8NCX3			
014	9412231	4	NUT, 5/8-11 LOCK *STD			
015	449671R1	4	WASHER, CARRIER TO HSG BOLT			
016	R870024	2	CHAMBER, BRAKE TYPE 24			
880		RF	NOTE: ASM BELOW COMPRISED OF ABOVE COMPONENTS			
881	3556964F91	RF	ADJUSTER, BRK SLACK 5.5" FC#6			

# Group 03

# Chassis Springs

FIG 3-1  
SUSPENSION AND MTG, FRT W/SHOCK ABSORBER

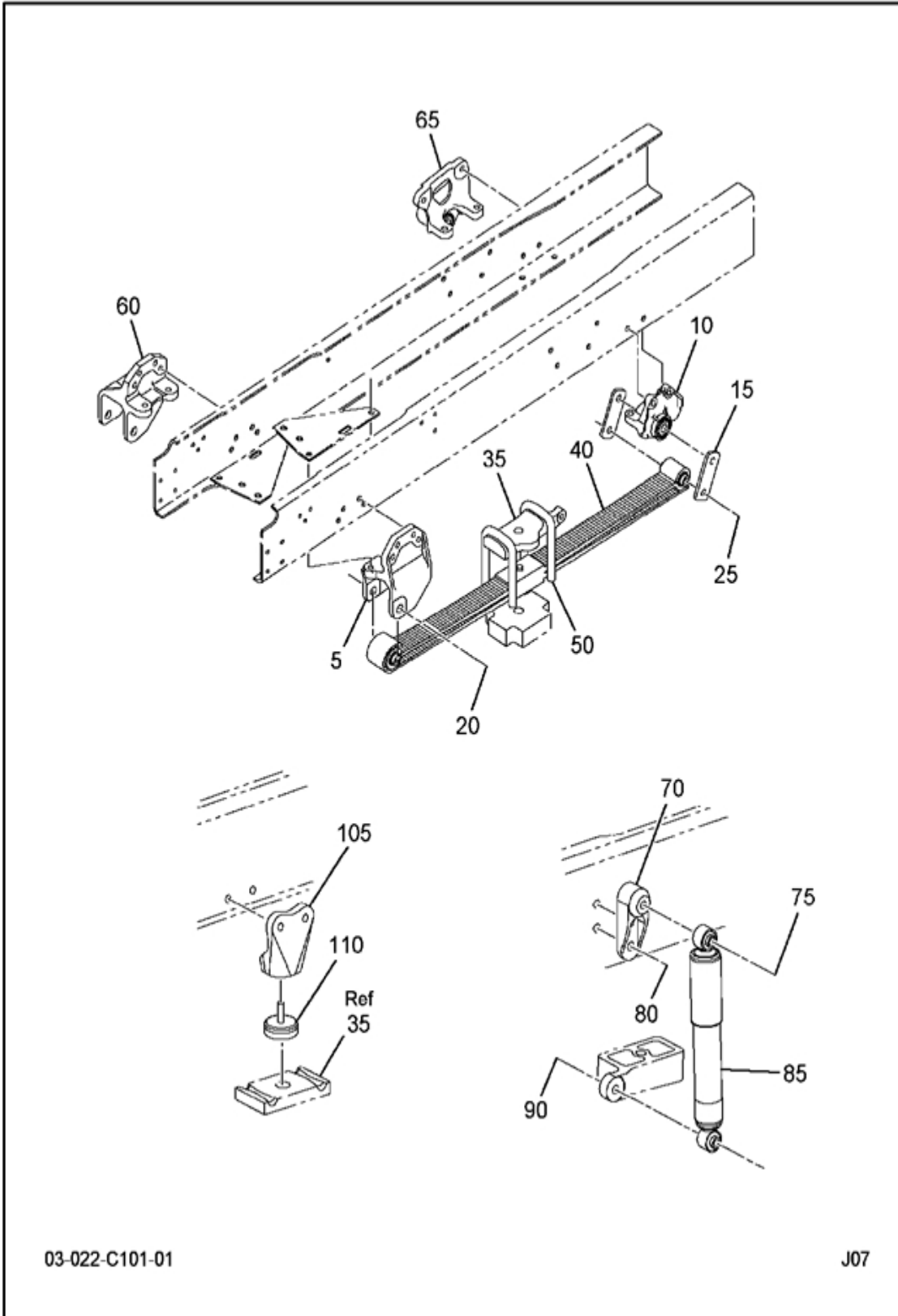




FIG 3-1  
SUSPENSION AND MTG, FRT W/SHOCK ABSORBER

Item	Part Number	Qty	Description	Kit	Var	Fig
005	3541823C1	1	BRACKET,FRT SPG FRT LT		ORLKR	
	1518209C1	4	BOLT,HUCK 5/8 DIA		ORLKR	
	1518213C1	4	COLLAR, HUCK 5/8 DIA.		ORLKR	
	30756R1	2	NUT,HEX M16 PRVTRQ		ORLKR	
	31075R1	2	BOLT, M16 X 70 PHC CL 10.9 FLG		ORLKR	
010	3542178C1	4	BOLT,HUCK, 5/8 DIA		ORLKR	
	1518213C1	4	COLLAR, HUCK 5/8 DIA.		ORLKR	
	3541836C91	1	BRACKET,FRT SPG RR W/BUSHING		ORLKR	3541836C91
015	3533231C1	4	SHACKLE,FRT SPRING 14-20K		ORBX7	
020	9413986	2	NUT,HEX LOCK 1/8 NC		ORLKR	
	25885R1	2	BOLT, 1 X 7 PHC TYPE 8		ORLKR	
	25540R1	2	WASHER,LOCK 1.062 X 2.0 X .134		ORLKR	
025	26632R1	4	BOLT, 1 X 6-1/2 PHC TYPE 8		ORBX7	
	9413986	4	NUT,HEX LOCK 1/8 NC		ORBX7	
035	3553635C1	2	SEAT,U BOLT FRONT SPG FRT DRIV		ORBX7	
040	3540220C91	2	SPRING,CHASSIS FRONT 18K TAPER		ORBX7	3540220C91
050	144425H	8	NUT,7/8-NF CAD P/T LOCK TYPE		ORBX7	
	3819284C1	2	BOLT,U BOLT 7/8-14 UNRF X 13"		ORBX7	
	25549R1	8	WASHER,LOCK .938 X1.75X .219 P		ORBX7	
	3819285C1	2	BOLT,U BOLT,7/8-14 UNRF X 15"		ORBX7	
060	31075R1	2	BOLT, M16 X 70 PHC CL 10.9 FLG		ORLKR	
	1518209C1	4	BOLT,HUCK 5/8 DIA		ORLKR	
	3541829C1	1	BRACKET,FRT SPG FRT RT		ORLKR	
	1518213C1	4	COLLAR, HUCK 5/8 DIA.		ORLKR	
	30756R1	2	NUT,HEX M16 PRVTRQ		ORLKR	
065	1518213C1	4	COLLAR, HUCK 5/8 DIA.		ORLKR	
	3542178C1	4	BOLT,HUCK, 5/8 DIA		ORLKR	
	3543964C91	1	BRACKET,FRT SPG RR W/BUSHING		ORLKR	3543964C91
070	3541648C2	2	BRACKET,FRONT ABS MTG SHOCK		ORLKR	
075	578075C1	2	WASHER,FLAT OR SPECIAL		ORLKR	
	30298R1	2	BOLT,HH M16X80 SHOCK MTG		ORLKR	
080	30753R2	4	BOLT, M16 X 60MM PHC FLG CLASS		ORLKR	
	30756R1	4	NUT,HEX M16 PRVTRQ		ORLKR	
085	3821026C1	2	ABSORBER,CMN TO,18K COMP 12.81		ORBX7	
090	578075C1	4	WASHER,FLAT OR SPECIAL		ORBX7	
	30756R1	2	NUT,HEX M16 PRVTRQ		ORBX7	
	31078R1	2	BOLT, M16 X 120 PHC CL 10.9 FL		ORBX7	
105	30756R1	4	NUT,HEX M16 PRVTRQ		ORLKR	
	3820011C1	2	STOP,FRT AXLE 18K 4X4		ORLKR	
	30753R2	4	BOLT, M16 X 60MM PHC FLG CLASS		ORLKR	
110	1656697C1	2	BUMPER,FRT SPG		ORLKR	
	9412230	2	NUT,HEX LOCK 1/2 NC		ORLKR	

FIG 3-1.1  
BRACKET, FRT SPG RR W/BUSHING

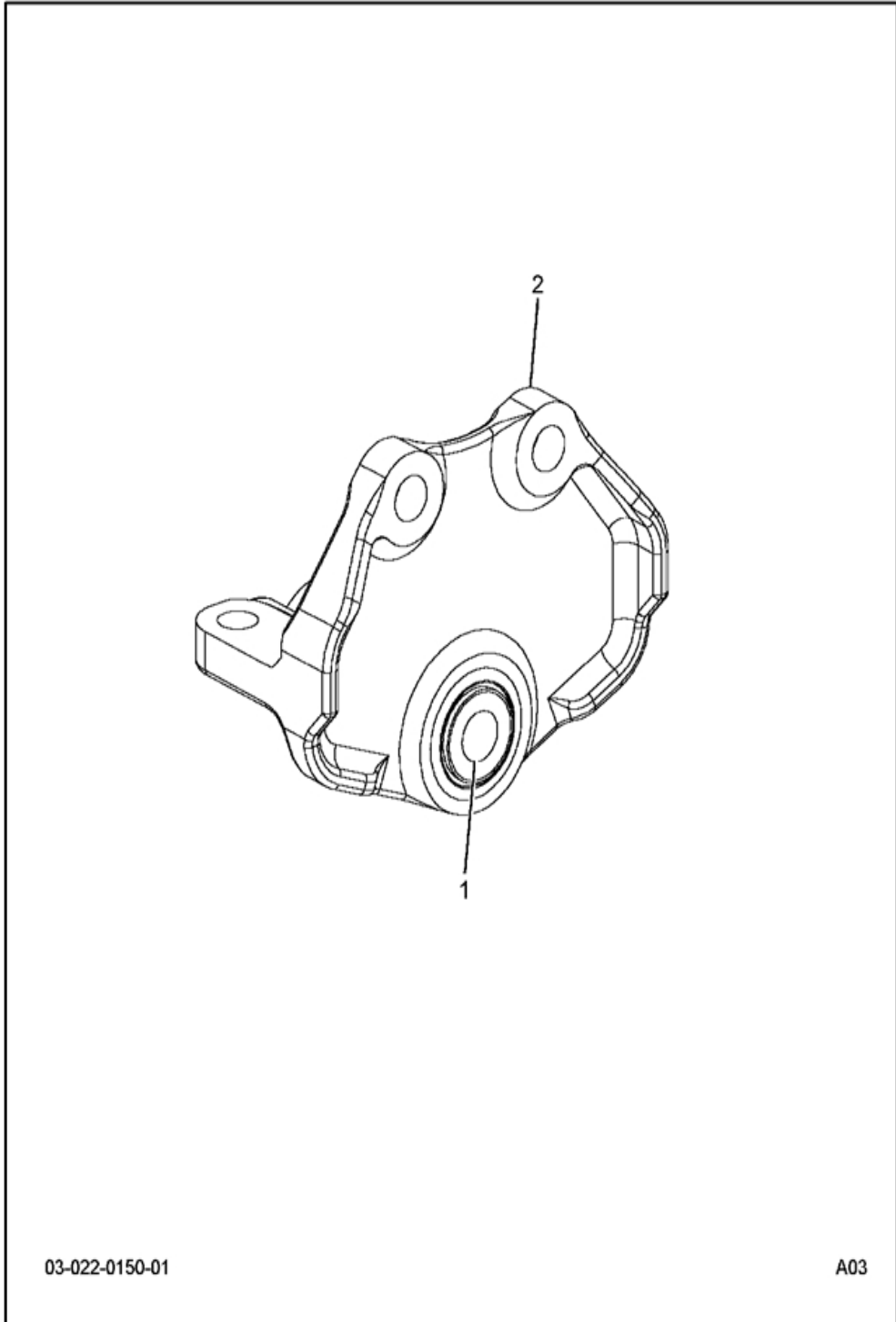


FIG 3-1.1  
BRACKET, FRT SPG RR W/BUSHING

Item	Part Number	Qty	Description	Kit	Var	Fig
001	3533233C1	1	BUSHING,SPG PIN RUBBER 14-20K			
002	3541835C1	1	BRACKET,FRONT SPRING RR			
880		RF	NOTE: ASM BELOW COMPRISED OF ABOVE COMPONENTS			
881	3541836C91	RF	BRACKET,FRT SPG RR W/BUSHING			

FIG 3-1.2  
SPRING, CHASSIS FRONT

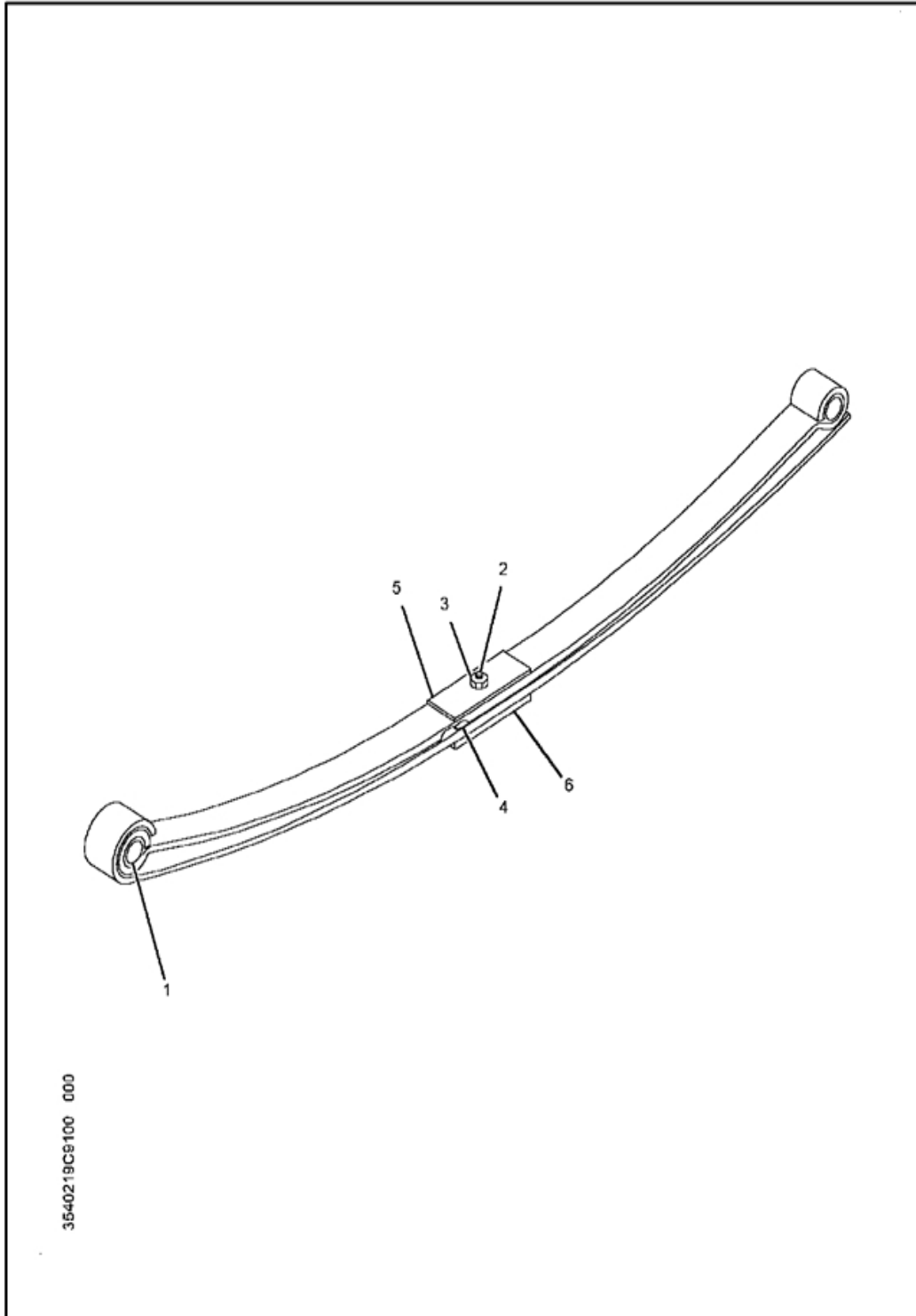
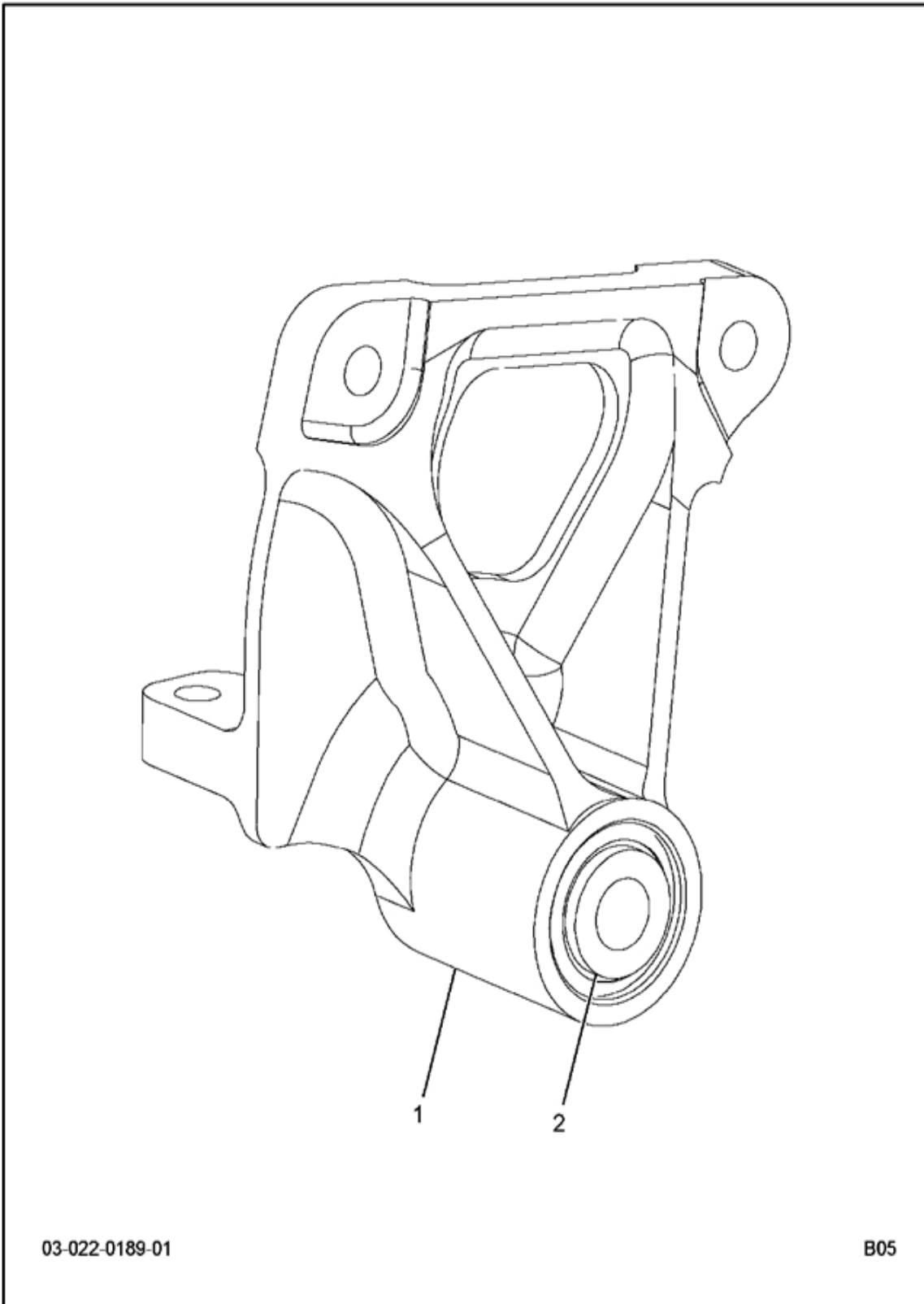


FIG 3-1.2  
 SPRING, CHASSIS FRONT

Item	Part Number	Qty	Description	Kit	Var	Fig
001	3533233C1	2	BUSHING,SPG PIN RUBBER 14-20K			
002	111140R1	1	BOLT,SPG CTR 1/2NF X 4 1/2			
003	3549211C1	1	NUT,HEX LK CTR BOLT 1/2NF			
004	2508842C1	1	INSULATOR,SPG 3.75X.108X7.5			
005	2508843C1	1	INSULATOR,SPG 3.88X.052X7.38			
006	2508841C1	1	SPACER,FRT SPG 4X.499X7.5			
880		RF	NOTE: ASM BELOW COMPRISED OF ABOVE COMPONENTS			
881	3540220C91	RF	SPRING,CHASSIS FRONT 18K TAPER			

FIG 3-1.3  
BRACKET, SPRING REAR W/ BUSHING



03-022-0189-01

B05

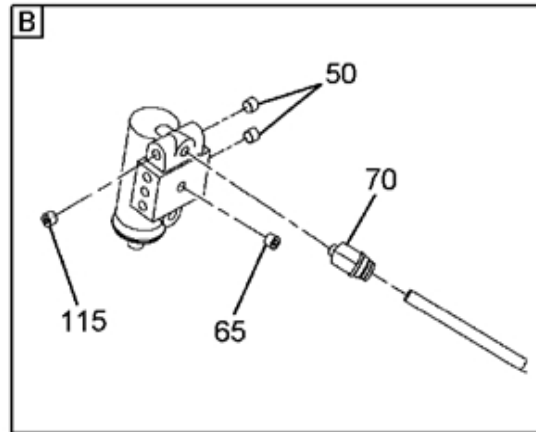
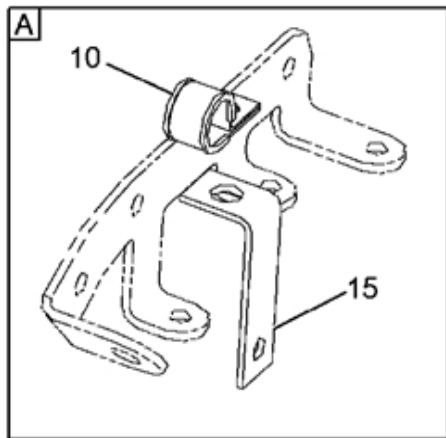
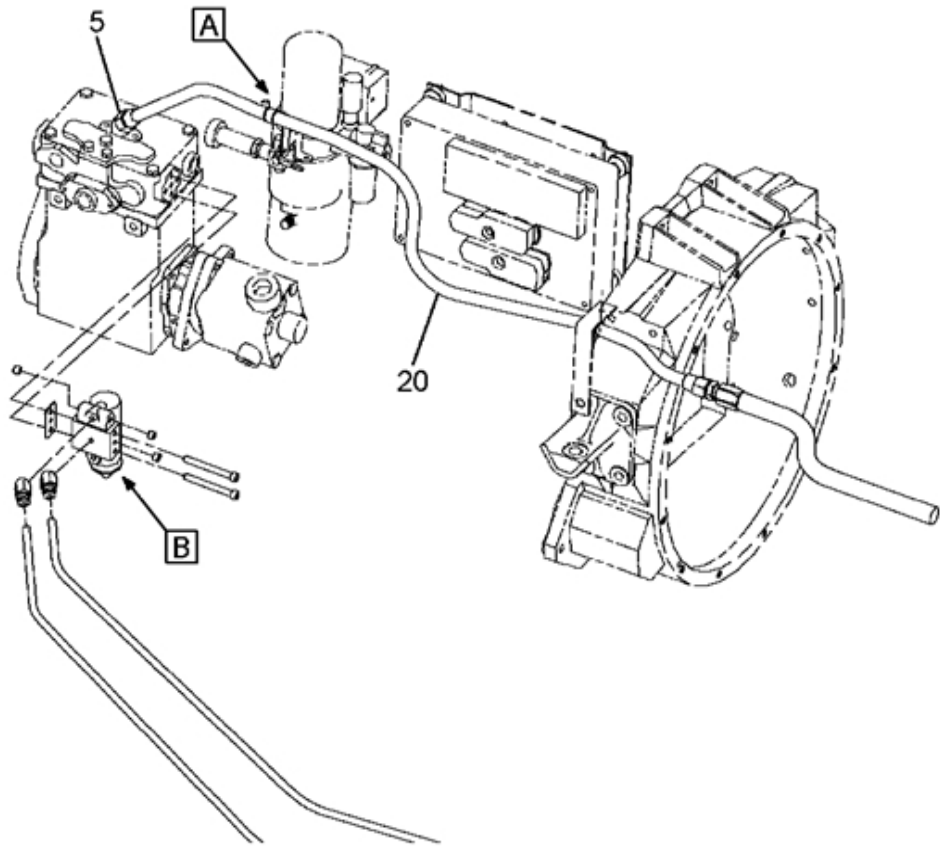
FIG 3-1.3  
BRACKET, SPRING REAR W/ BUSHING

Item	Part Number	Qty	Description	Kit	Var	Fig
001	3543963C1	1	BRACKET,FRONT SPRING RR			
		RF	RIGHT			
002	3533233C1	1	BUSHING, RUBBER SPRING PIN 14K-20K			
880		RF	NOTE: ASM BELOW COMPRISED OF ABOVE COMPONENTS			
881	3543964C91	RF	BRACKET, SPRING REAR W/ BUSHING			

# Group 04 Brakes



FIG 4-1  
AIR COMPRESSOR TUBING, W/16044



04-027-0679-01

J07

FIG 4-1  
AIR COMPRESSOR TUBING, W/16044

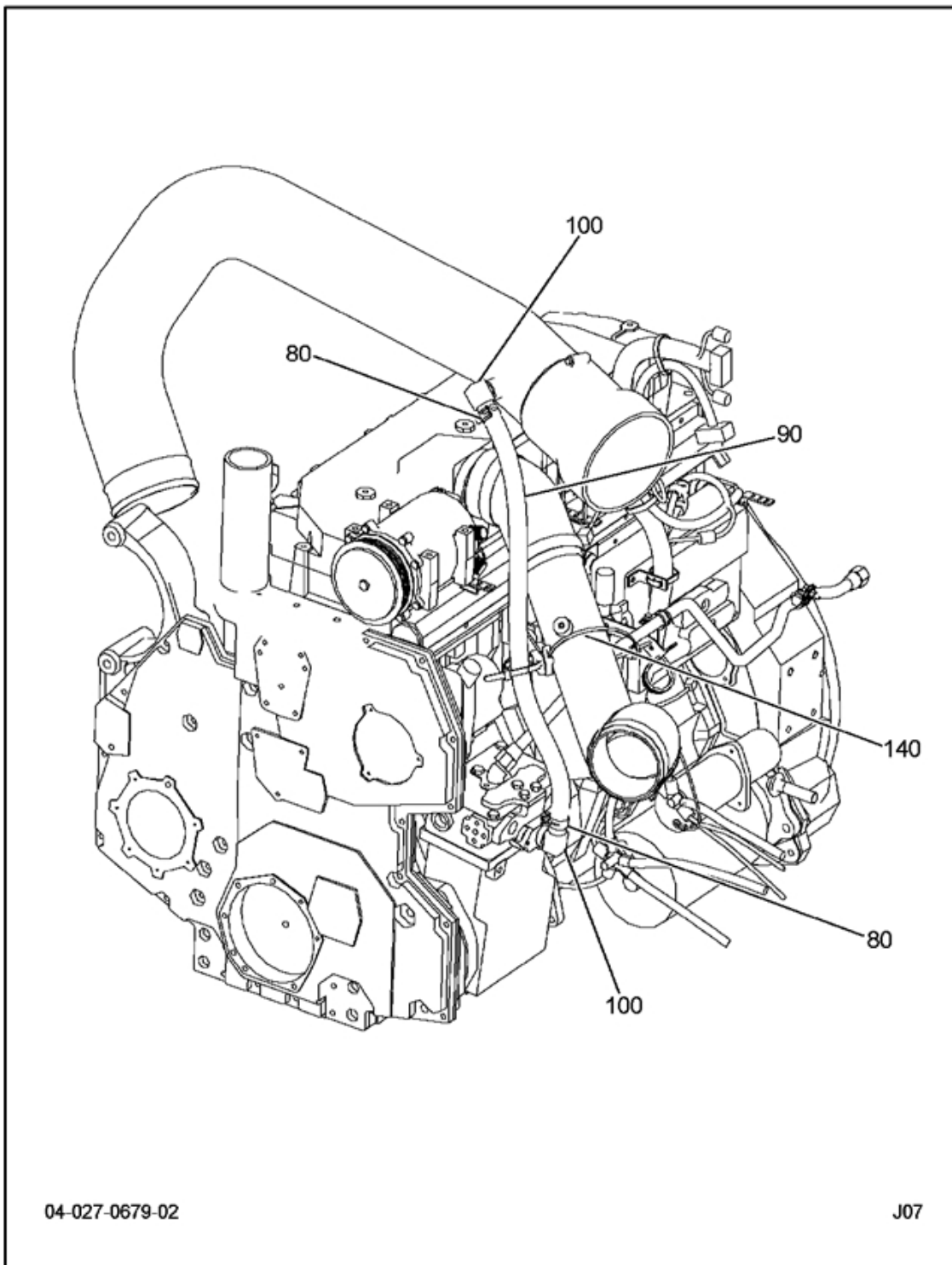
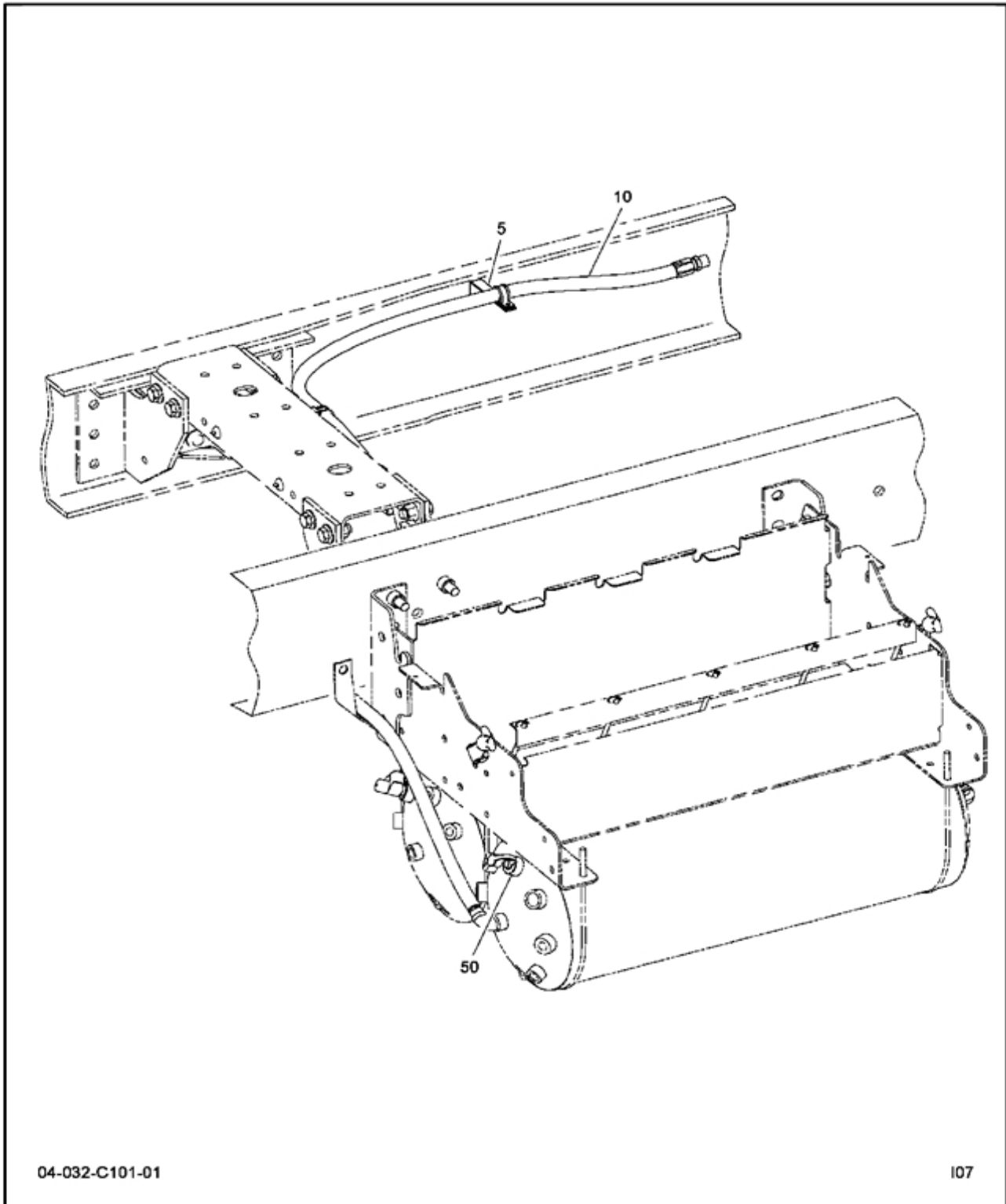


FIG 4-1  
AIR COMPRESSOR TUBING, W/16044

Item	Part Number	Qty	Description	Kit	Var	Fig
005	971645R91	AR	ELBOW,COMP TUBE 5/8X1/2P		ORWQ3	
010	3552155C1	AR	BOLT,HEX FLG HD METRIC*M6 X 20		ORWQ3	
	3544378C1	AR	NUT,HEX METRIC PREV. TORQ*M6 H		ORWQ3	
	3564290C1	AR	CLAMP,PIPE TEE ETC*SGL-CUSHION		ORWQ3	
015	300788C1	AR	EXTENSION,CLIP		ORWQ3	
	3552155C1	AR	BOLT,HEX FLG HD METRIC*M6 X 20		ORWQ3	
	3544378C1	AR	NUT,HEX METRIC PREV. TORQ*M6 H		ORWQ3	
020	3822160C1	AR	HOSE,HEATER PREMIUM 3/4 ID		ORWQ3	
	55897R1	AR	FERRULE NUT COMPRESSION FITTING 5/8"		ORWQ3	
	55896R1	AR	SLEEVE, COMPRESSION FITTING FLEX TUBE 5/8"		ORWQ3	
050	444688	AR	PLUG, 1/8-27 ZNP HEX/SKT AUTO		ORWQ3	
065	3520250C1	AR	FITTING, ELBOW 1/8" NPT X 3/8" TUBE		ORWQ3	
070	3520250C1	AR	FITTING, ELBOW 1/8" NPT X 3/8" TUBE		ORWQ3	
080	2022867C1	AR	CLAMP, COOLER MTG #27		ORWQ3	
090	L2643486	AR	HOSE,HEATER PREMIUM 3/4 ID		ORWQ3	
100	864459R1	AR	ELBOW		ORWQ3	
115	444688	AR	PLUG, 1/8-27 ZNP HEX/SKT AUTO		ORWQ3	
140	3554554C1	AR	GUIDE,BRK HOSE & CABLE*SWIVEL		ORWQ3	
	306132C1	AR	STRAP,CABLE LOCK		ORWQ3	
	386170C1	AR	STRAP, CABLE LOCK		ORWQ3	

FIG 4-2  
AIR TANK TUBING INSTL



04-032-C101-01

107

FIG 4-2  
AIR TANK TUBING INSTL

Item	Part Number	Qty	Description	Kit	Var	Fig
050	1655349C1	1	CAP,BRK CHAMBER		0GFP7	

FIG 4-3  
AIR TANKS - STEEL - NOMINAL 6054 IN<sup>3</sup>

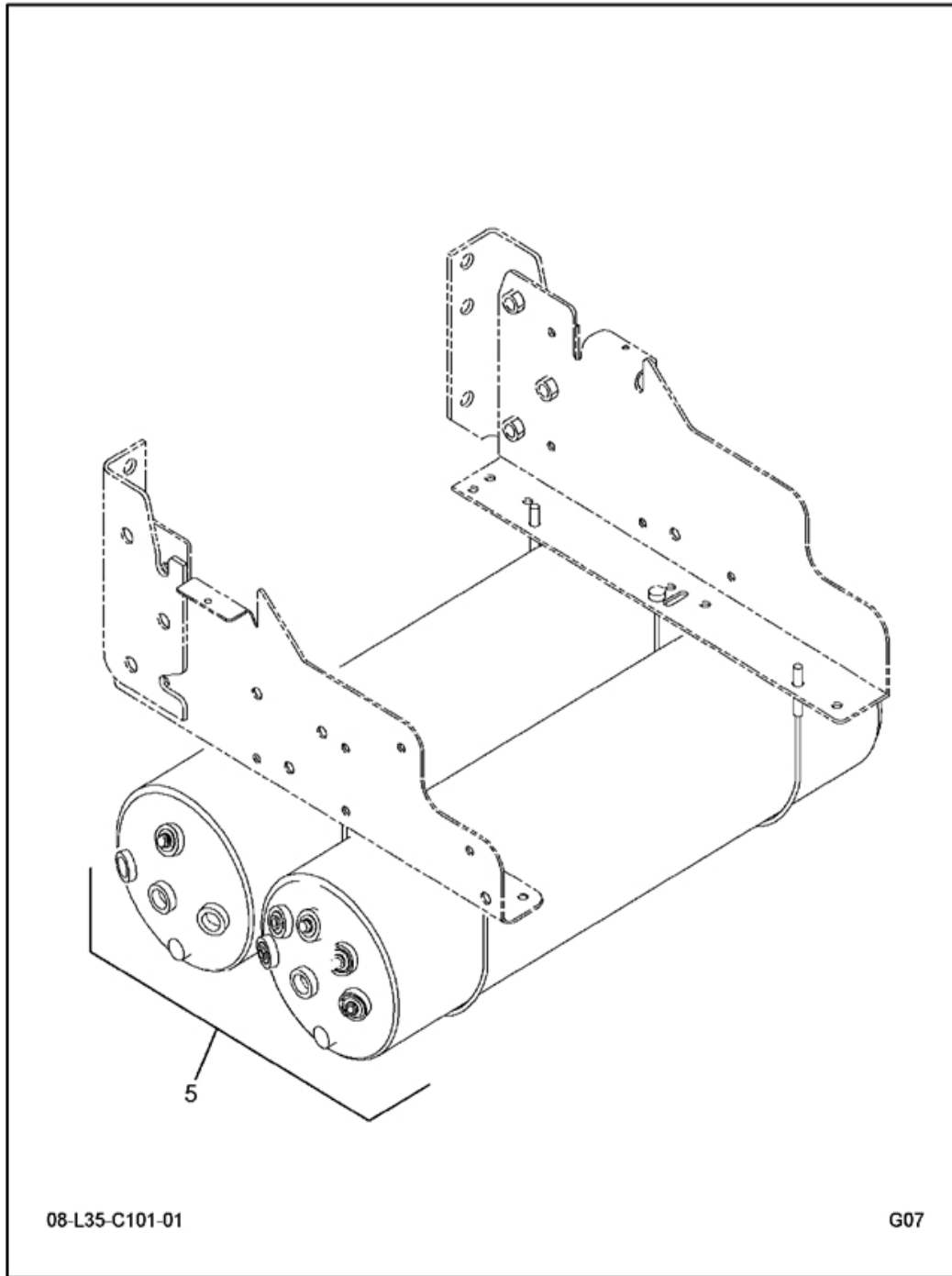
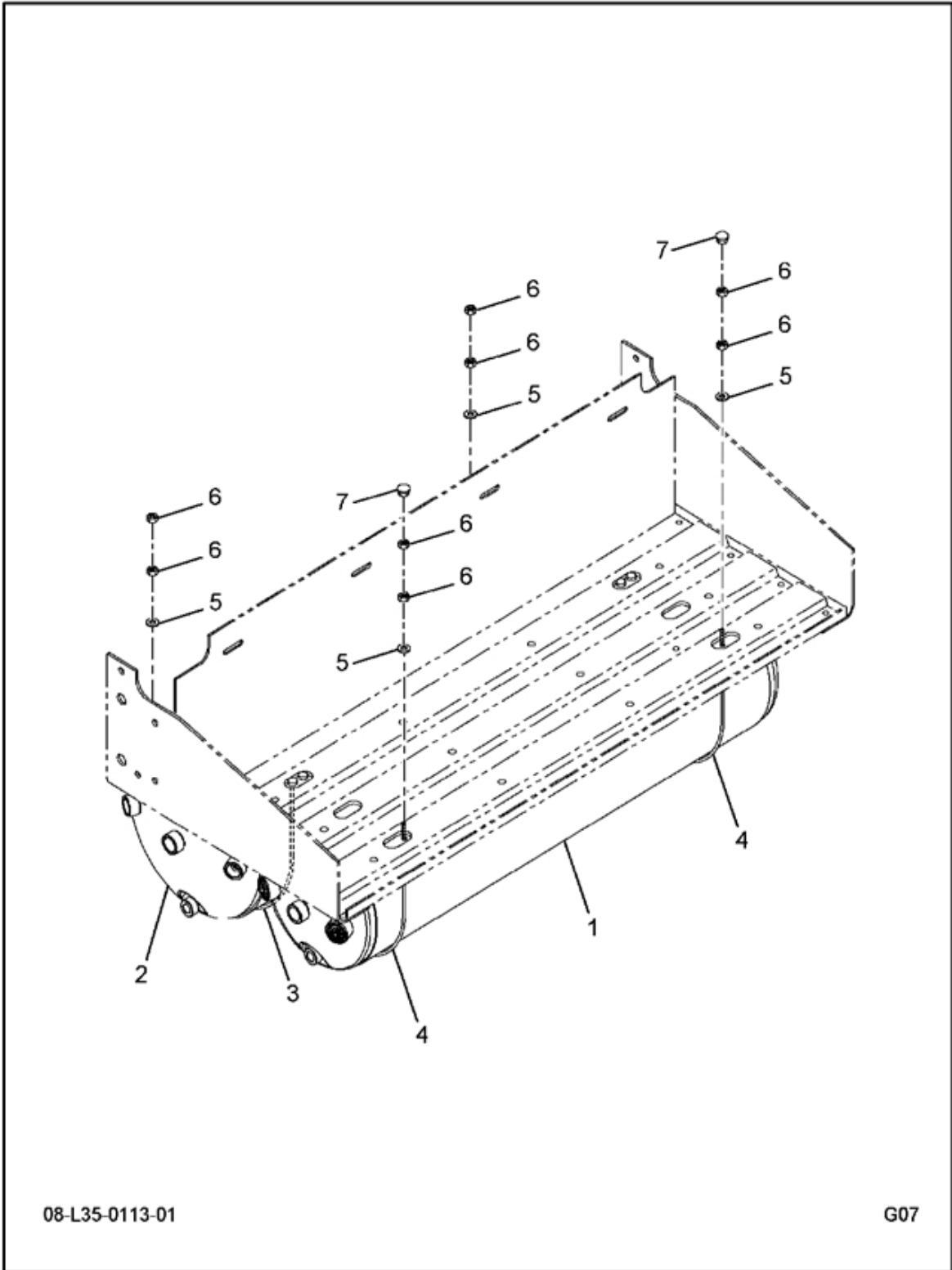


FIG 4-3  
 AIR TANKS - STEEL - NOMINAL 6054 IN^3

Item	Part Number	Qty	Description	Kit	Var	Fig
005	3820003F93	1	MM,BBAT, AIR TANKS 8.5" + 11",		ORFR7	3820003F93

FIG 4-3.1  
MM,BBAT, AIR TANKS 8.5" + 11",



08-L35-0113-01

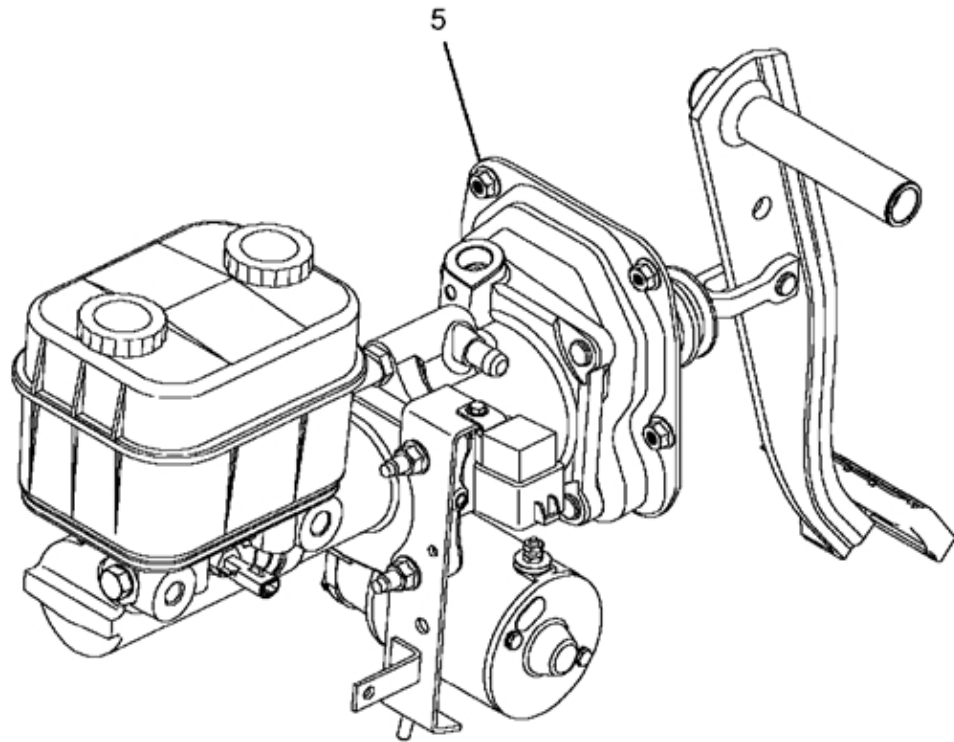
G07



FIG 4-3.1  
MM,BBAT, AIR TANKS 8.5" + 11",

Item	Part Number	Qty	Description	Kit	Var	Fig
001	3821436C91	1	TANK,AIR QC WET/SECONDARY STL			
002	3821439C91	1	TANK,AIR QC PRIMARY STEEL			
003	3557936C1	2	CABLE, MOUNTING AIR TANK			
004	3821516C1	2	CABLE,HAND BRAKE			
005	25709R1	4	WASHER FLAT			
006	124925	8	NUT, 3/8-NF JAM TYPE 5			
007	3820331C1	2	PLATE, ASSY			
880		RF	NOTE: ASM BELOW COMPRISED OF ABOVE COMPONENTS			
881	3820003F93	RF	MM,BBAT, AIR TANKS 8.5" + 11",			

FIG 4-4  
BENDIX HYDROMAX II W/PEDAL



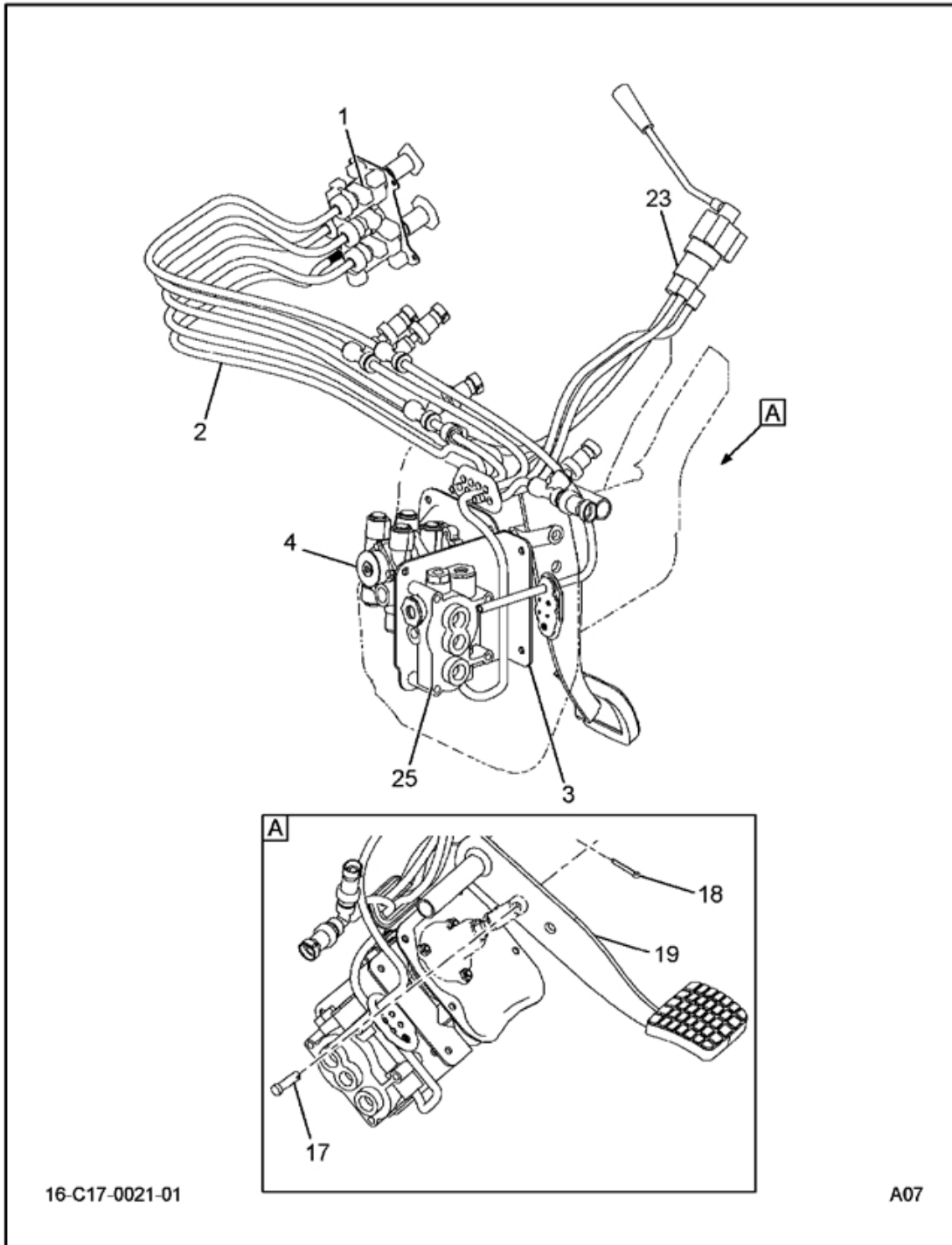
16-C17-0005-01

E04

FIG 4-4  
 BENDIX HYDROMAX II W/PEDAL

Item	Part Number	Qty	Description	Kit	Var	Fig
005	3540368F96	1	MM BRAKE,DCM TRACTOR BRK VALVE		0HL1S	3540368F96

FIG 4-4.1  
MM BRAKE,DCM TRACTOR BRK VALVE



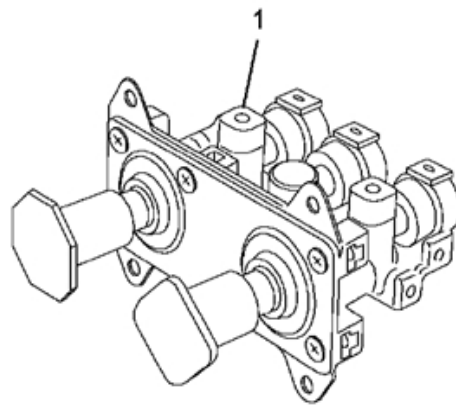
16-C17-0021-01

A07

FIG 4-4.1  
MM BRAKE,DCM TRACTOR BRK VALVE

Item	Part Number	Qty	Description	Kit	Var	Fig
001	2506188C91	1	VALVE, HAND BRAKE CONTROL			2506188C91
002	2594381C91	1	HARNESS,HAND CTRL VLV*AIR TUBE			2594381C91
003	2505660C91	KT	KIT, ABS BRACKET			2505660C91
004	2506078C91	1	VALVE, BRAKE CONTROL W/ MOUNTING HARDWARE			2506078C91
017	ZAC200982	1	PIN,CLEVIS*1/2" DIA.			
018	ZAC203019	1	PIN,HAIR COTTER*1/8" DIA.			
019	2505839C92	KT	KIT,BRAKE PEDAL W/ COVER ASSY			2505839C92
023	2014415C91	1	VALVE,HAND CONTROL*TC-7			2014415C91
	ZAC292247	3	SCREW,1/4-20 PAN HEAD			
025	2506192C91	1	VALVE, TRACTOR PROTECTION			2506192C91
800		RF	NOTE: THE FOLLOWING PARTS ARE NON-ILLUSTRATED			
801	2505683C91	KT	KIT, MAJOR BRAKE VALVE REPAIR			2505683C91
802	2505684C91	KT	KIT,REPAIR BRAKE VLV - MINOR			2505684C91
803	ZAC291935	2	SCREW,MACHINE*5/16-18X.75			
804	2506193C1	1	FITTING, ELBOW 3/8" NPT X 3/8" NPTF			
805	2506194C1	1	FITTING, ELBOW 1/2" NPT X 1/2" NPTF			
880		RF	NOTE: ASM BELOW COMPRISED OF ABOVE COMPONENTS			
881	3540368F96	RF	MM BRAKE,DCM TRACTOR BRK VALVE			

FIG 4-4.2  
VALVE, HAND BRAKE CONTROL



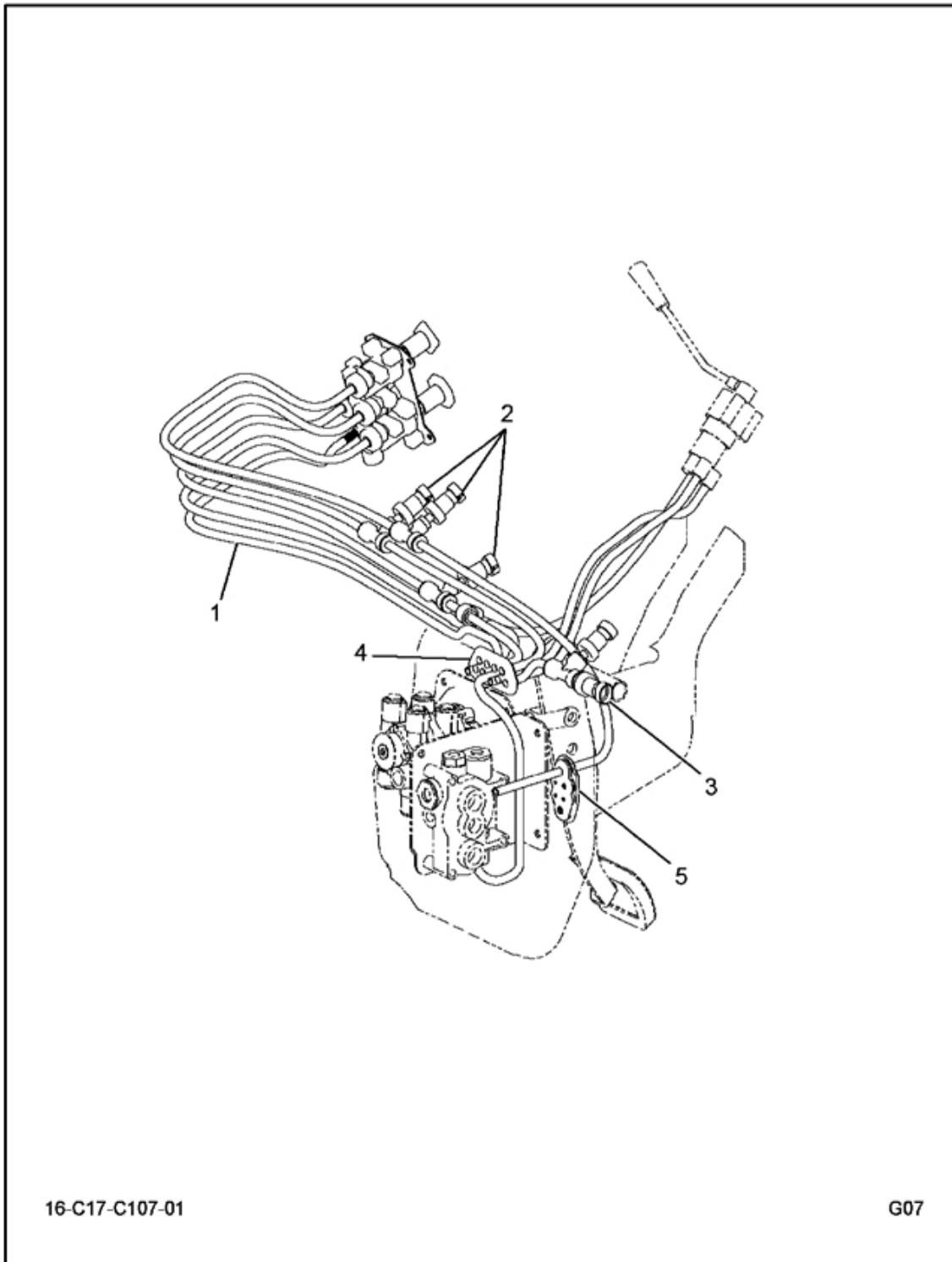
16-C17-C108-01

H07

FIG 4-4.2  
VALVE, HAND BRAKE CONTROL

Item	Part Number	Qty	Description	Kit	Var	Fig
001 800	ZAC5002741	KT RF	KIT, REPAIR HAND CONTROL VALVE MV3 NOTE: THE FOLLOWING PARTS ARE NON-ILLUSTRATED			
801 880	ZAC5002742	KT RF	KIT, REPAIR HAND CONTROL-SHUTTLE NOTE: ASM BELOW COMPRISED OF ABOVE COMPONENTS			
881	2506188C91	RF	VALVE, HAND BRAKE CONTROL			

FIG 4-4.3  
HARNESS, HAND CTRL VLV\*AIR TUBE



16-C17-C107-01

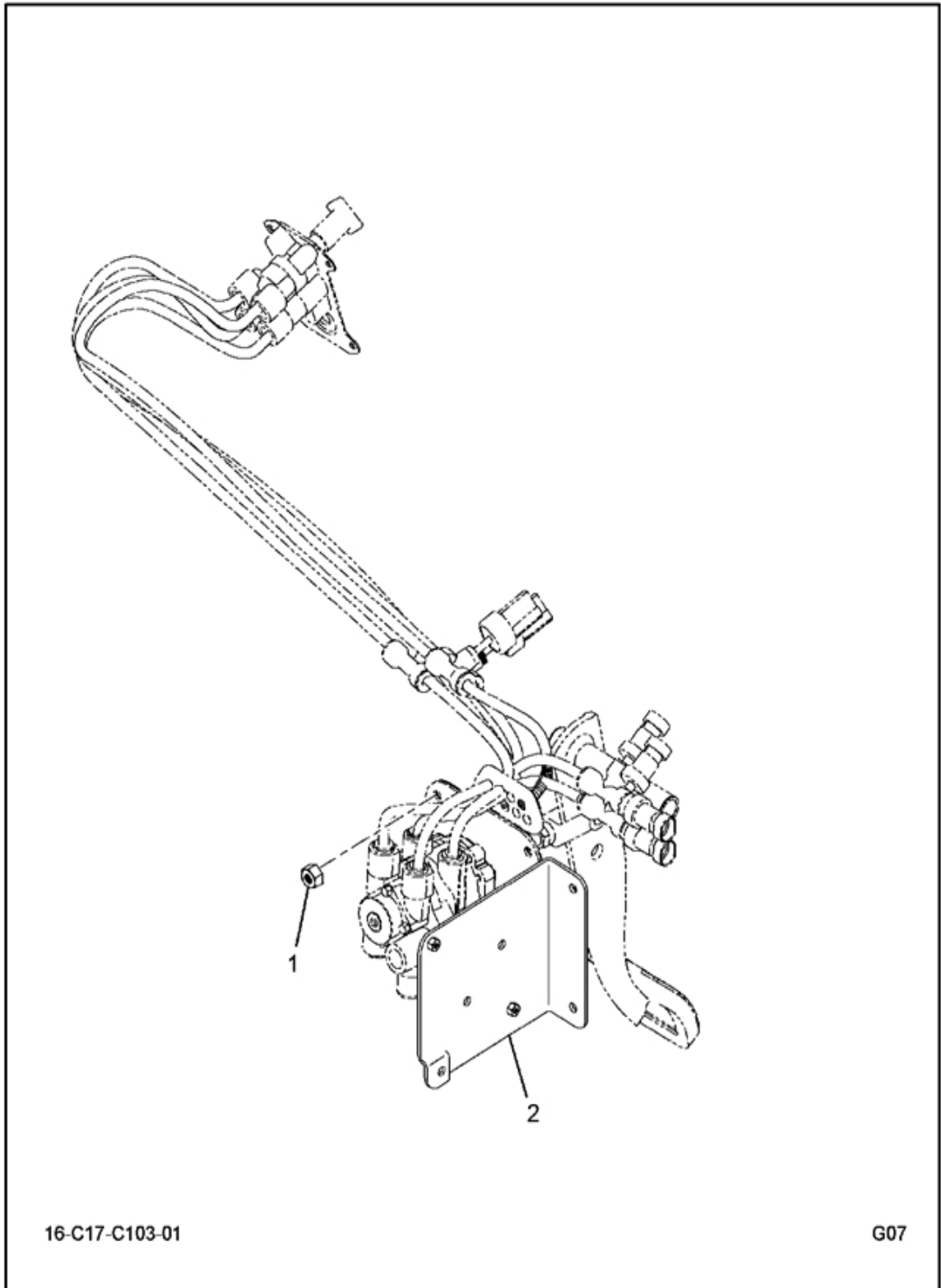
G07



FIG 4-4.3  
 HARNESS,HAND CTRL VLV\*AIR TUBE

Item	Part Number	Qty	Description	Kit	Var	Fig
001	417199C2	AR	TUBE,NYLON 3/8 OD BLACK			
002	2015727C1	3	TEE,QC AIR TUBE 3/8FX3/8F/3/8F			
003	2024456C1	1	TEE,QC AIR TUBE 3/8MX3/8FX3/8F			
004	2505840C1	1	GUIDE,TUBE*PASSTHRU GLAND UP			
005	2594619C1	1	GUIDE,TUBE*PASSTHRU GLAND LOW			
880		RF	NOTE: ASM BELOW COMPRISED OF ABOVE COMPONENTS			
881	2594381C91	RF	HARNESS,HAND CTRL VLV*AIR TUBE			

FIG 4-4.4  
KIT, ABS BRACKET



16-C17-C103-01

G07

FIG 4-4.4  
KIT, ABS BRACKET

Item	Part Number	Qty	Description	Kit	Var	Fig
001	2505842C1	2	NUT, 8MM FLANGE			
002	2505843C91	1	BRACKET, MOUNTING AIR BRAKE VALVE			
880		RF	NOTE: ASM BELOW COMPRISED OF ABOVE COMPONENTS			
881	2505660C91	RF	KIT, ABS BRACKET			

FIG 4-4.5  
KIT, MAINTENANCE TRCT.BRK.VLV

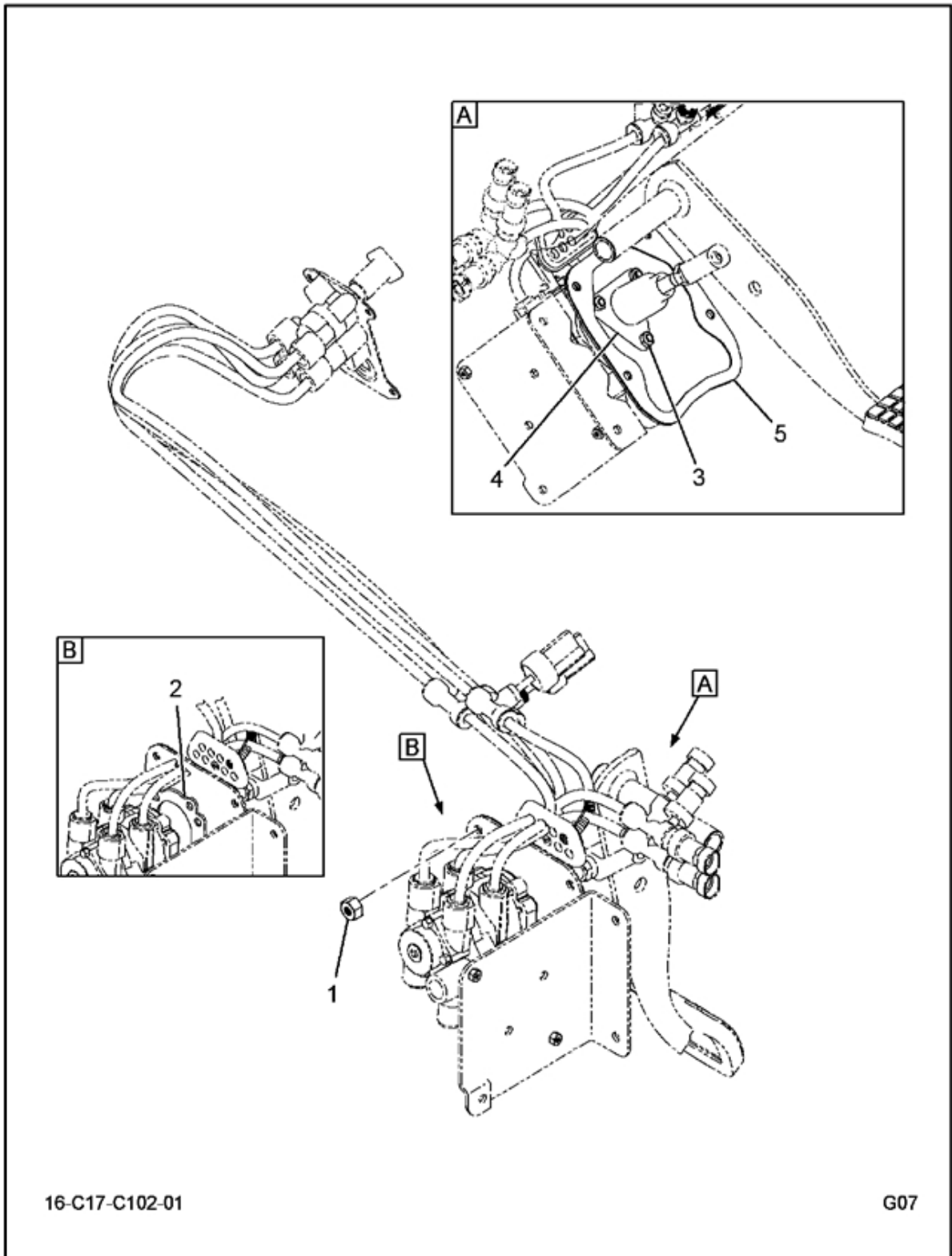
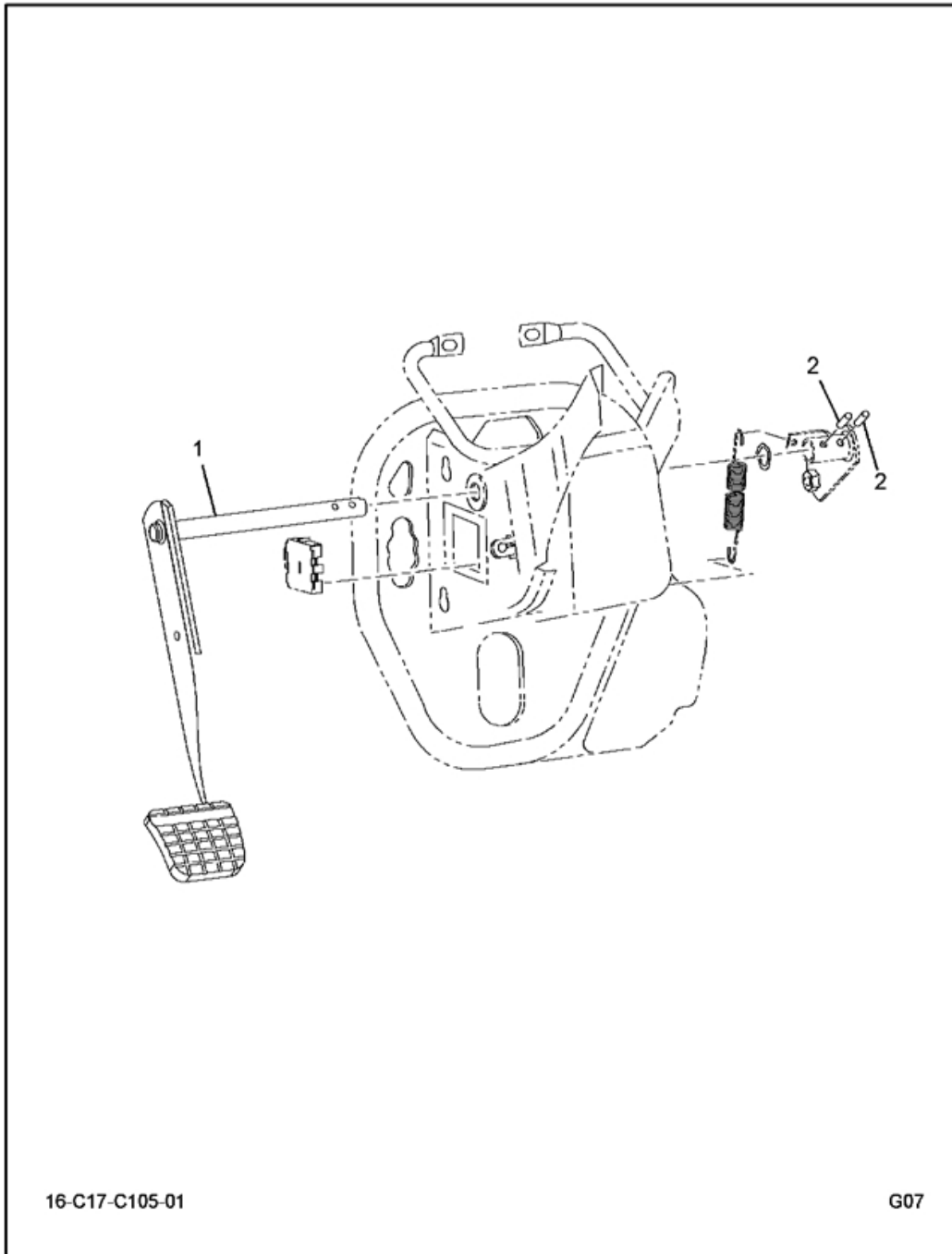


FIG 4-4.5  
KIT, MAINTENANCE TRCT.BRK.VLV

Item	Part Number	Qty	Description	Kit	Var	Fig
001	2505842C1	4	NUT,8MM FLANGE			
002	2505852C1	1	GASKET,BRK VALVE			
003	ZAC230402	3	NUT			
004	2505854C91	1	GUIDE,PISTON			
005	2505853C1	1	GASKET,AIR HOSE BRKT			
800		RF	NOTE: THE FOLLOWING PARTS ARE NON-ILLUSTRATED			
801		RF	MANUAL, INSTRUCTION SHEET			
802	ZAC291126	1	LUBR			
803	2506079C91	1	VALVE,BRAKE*E8P TRACTOR			
880		RF	NOTE: ASM BELOW COMPRISED OF ABOVE COMPONENTS			
881	2506078C91	RF	VALVE,BRK W/MTG HRDW FOR TRCT			

FIG 4-4.6  
KIT, BRAKE PEDAL W/ COVER ASSY



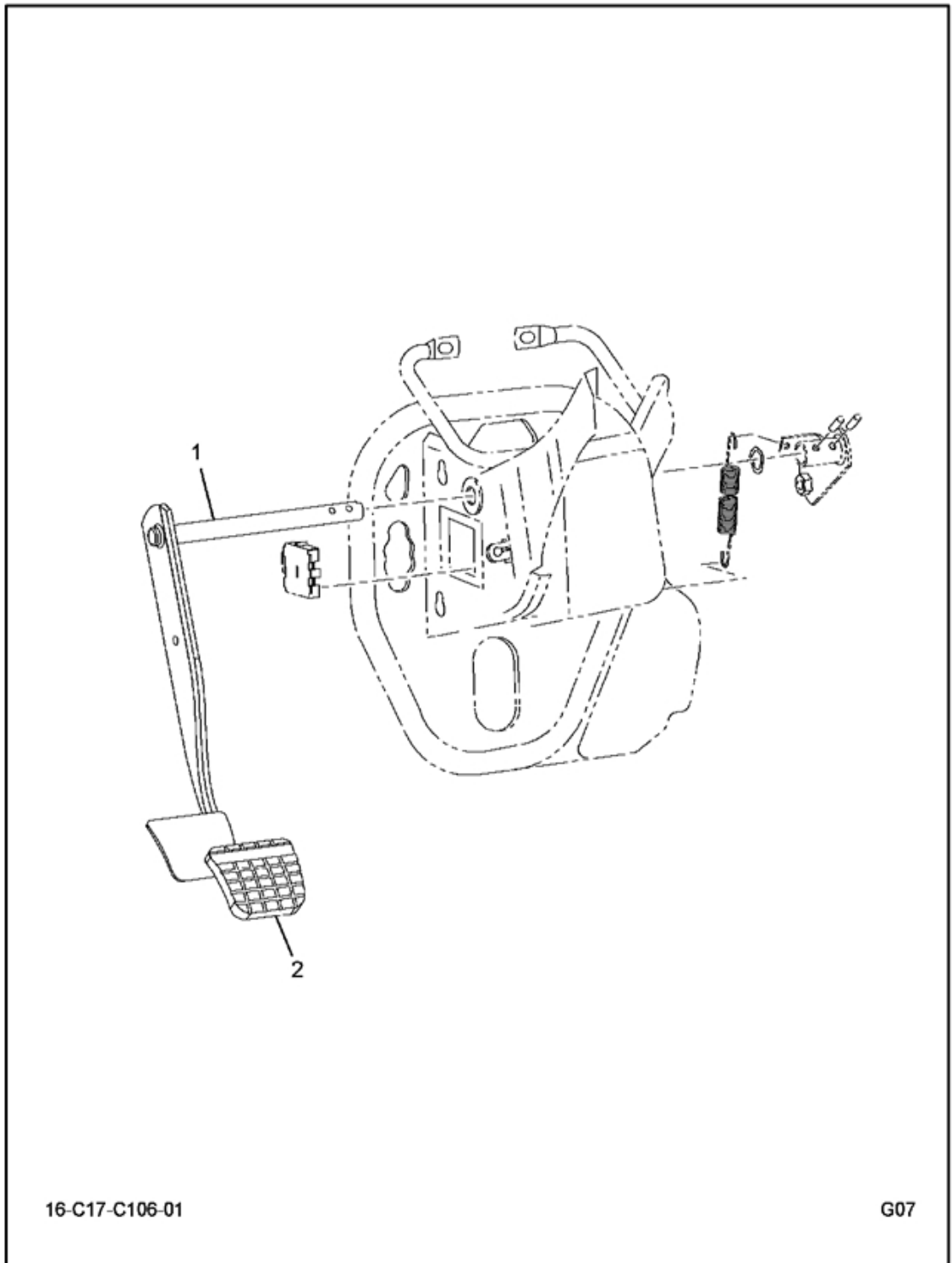
16-C17-C105-01

G07

FIG 4-4.6  
KIT, BRAKE PEDAL W/ COVER ASSY

Item	Part Number	Qty	Description	Kit	Var	Fig
001	2506176C91	1	PEDAL, BRAKE			2506176C91
002	2505697C1	2	PIN, ROLL 1/4" X 1.125"			
800		RF	NOTE: THE FOLLOWING PARTS ARE NON-ILLUSTRATED			
801		RF	MANUAL, INSTRUCTION SHEET			
880		RF	NOTE: ASM BELOW COMPRISED OF ABOVE COMPONENTS			
881	2505839C92	RF	KIT, BRAKE PEDAL W/ COVER ASSY			

FIG 4-4.7  
PEDAL, BRAKE



16-C17-C106-01

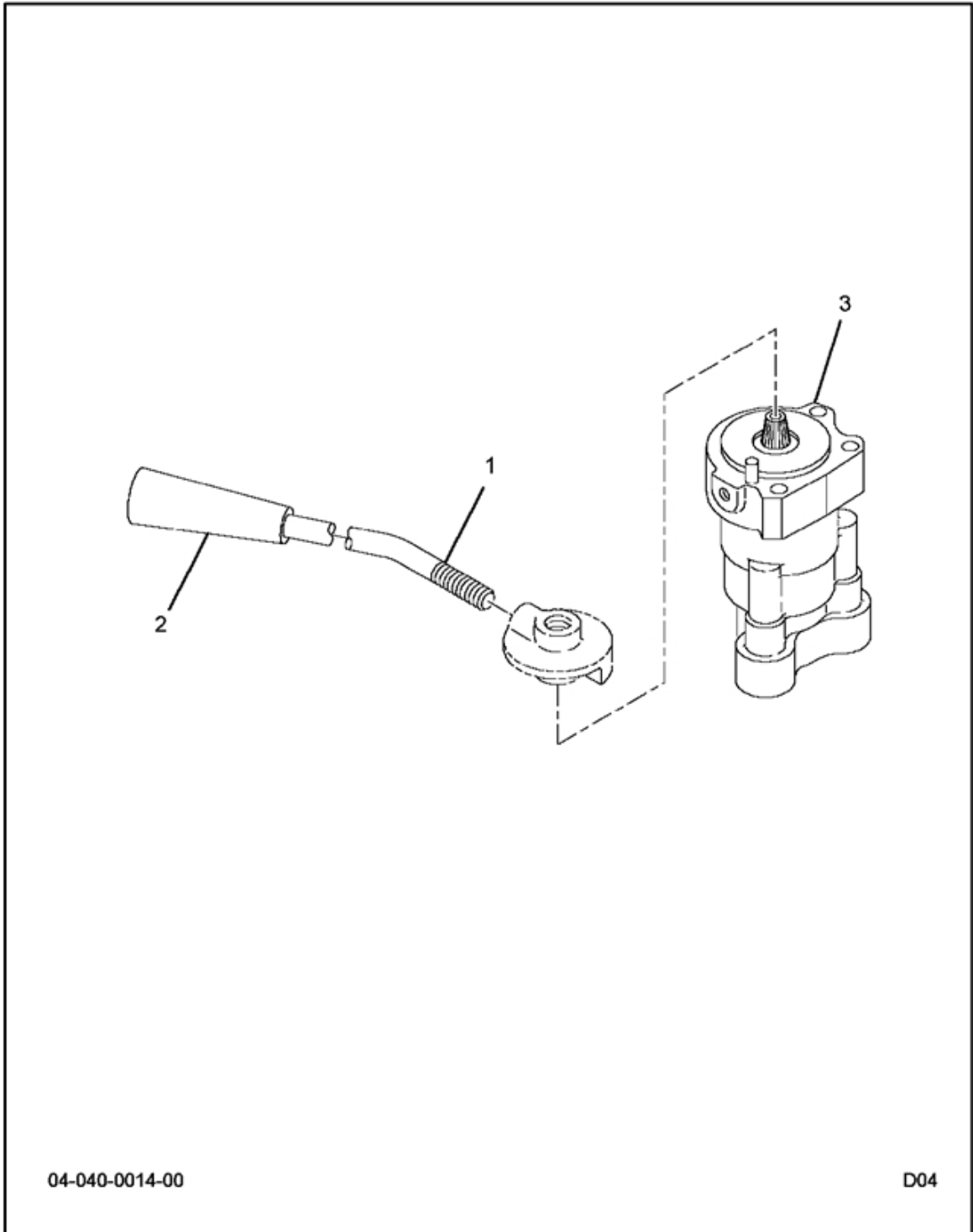
G07



FIG 4-4.7  
PEDAL, BRAKE

Item	Part Number	Qty	Description	Kit	Var	Fig
001	2506175C1	1	ARM, BRAKE PEDAL WELDMENT			
002	2505695C1	1	PAD, PEDAL*COVER			
800		RF	NOTE: THE FOLLOWING PARTS ARE NON-ILLUSTRATED			
801		RF	BUSHING, BRAKE PEDAL			
880		RF	NOTE: ASM BELOW COMPRISED OF ABOVE COMPONENTS			
881	2506176C91	RF	PEDAL, BRAKE			

FIG 4-4.8  
VALVE, HAND CONTROL



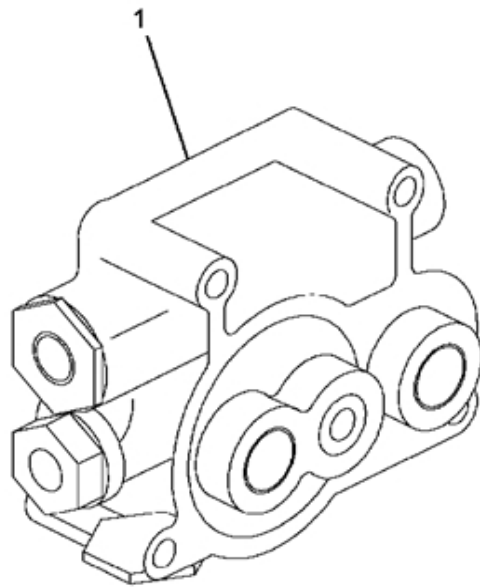
04-040-0014-00

D04

FIG 4-4.8  
VALVE, HAND CONTROL

Item	Part Number	Qty	Description	Kit	Var	Fig
001	1698622C91	1	HANDLE,HAND CONTROL VALVE			
002	1663738C1	1	KNOB HAND BRK CONT HANDLE			
003	1698750C91	1	VALVE,BASIC			
801	573185C91	KT	KIT,REPAIR HAND CONT VALVE			
880		RF	NOTE: ASM BELOW COMPRISED OF ABOVE COMPONENTS			
881	2014415C91	RF	VALVE,HAND CONTROL*TC-7			

FIG 4-4.9  
VALVE, TRACTOR PROTECT\*TP-5



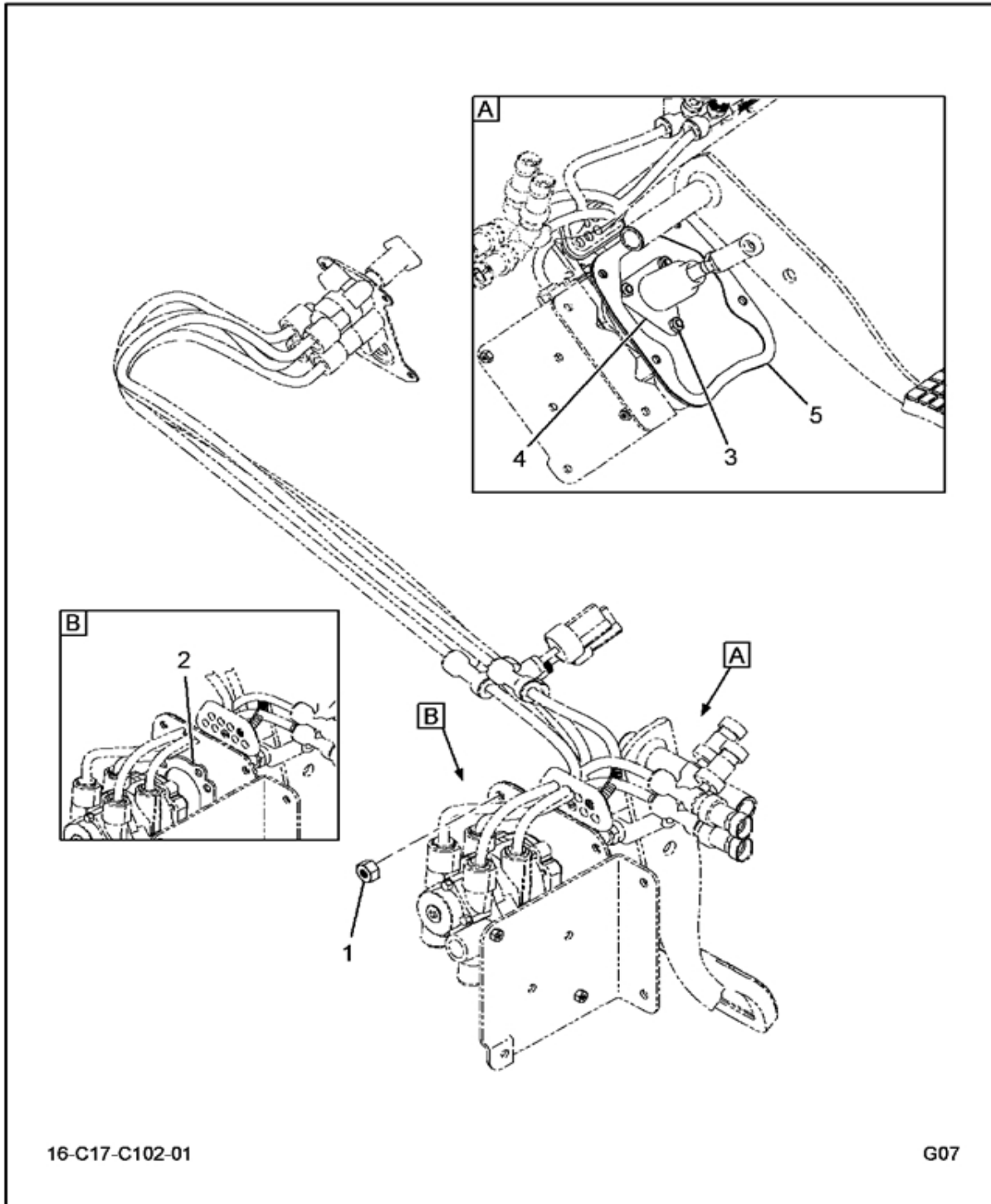
04-040-0164-01

M04

FIG 4-4.9  
VALVE,TRACTOR PROTECT\*TP-5

Item	Part Number	Qty	Description	Kit	Var	Fig
001	ZAC289061	KT	KIT,REPAIR TRACTOR PROT VLV			
880		RF	NOTE: ASM BELOW COMPRISED OF ABOVE COMPONENTS			
881	2506192C91	RF	VALVE,TRACTOR PROTECT*TP-5			

FIG 4-4.10  
KIT, MAJOR REPAIR, BRAKE VALVE



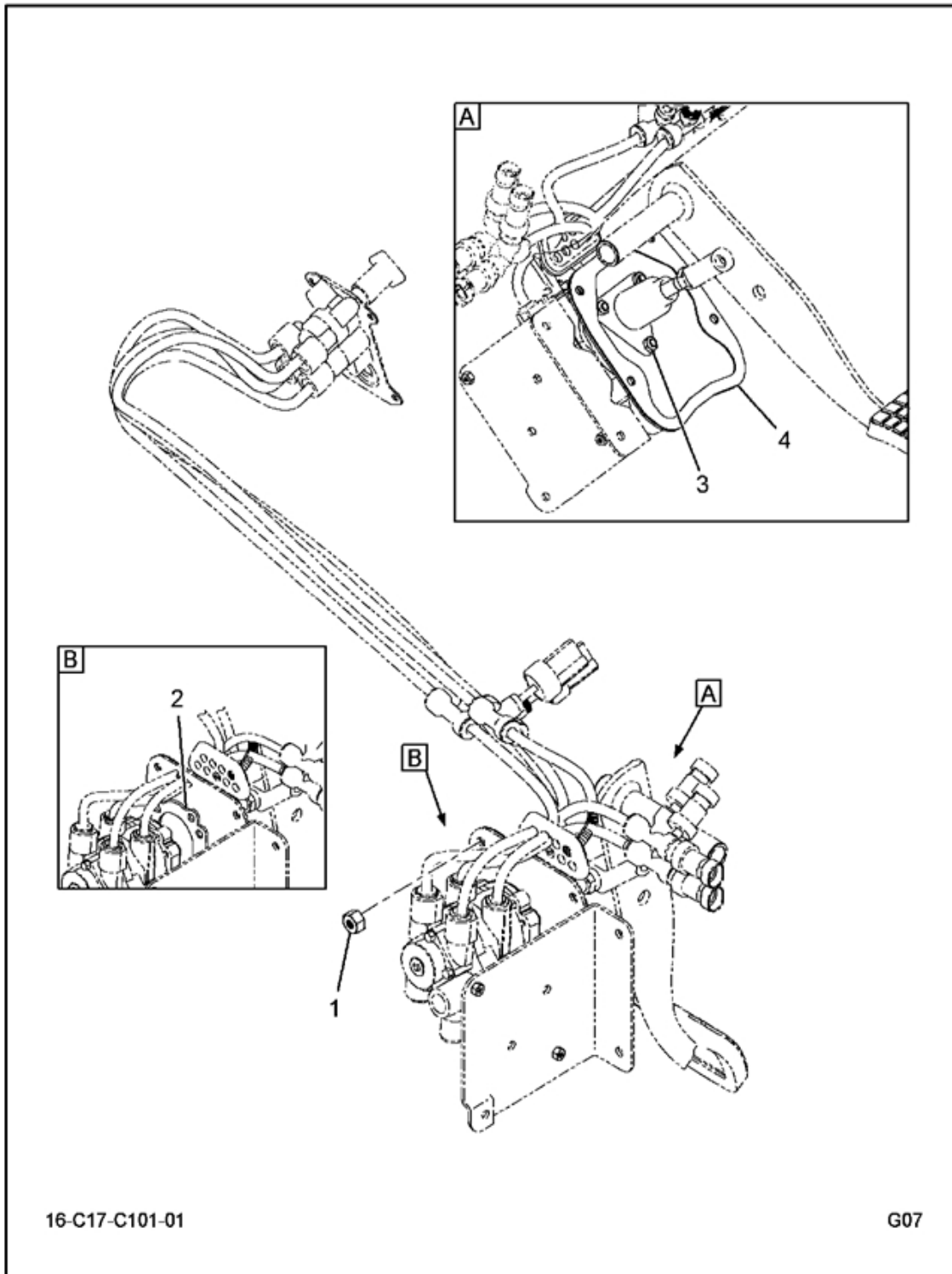
16-C17-C102-01

G07

FIG 4-4.10  
KIT, MAJOR REPAIR, BRAKE VALVE

Item	Part Number	Qty	Description	Kit	Var	Fig
001	2505842C1	4	NUT, 8MM FLANGE			
002	2505852C1	1	GASKET, BRAKE VALVE			
003	ZAC230402	3	5/16 LOCKNUT			
004	2505854C91	1	GUIDE ASM, BRAKE VALVE PISTON			
005	2505853C1	1	GASKET, AIR HOSE BRACKET			
800		RF	NOTE: THE FOLLOWING PARTS ARE NON-ILLUSTRATED			
801	501777C91	KT	KIT, MAJOR REPAIR BRAKE VALVE			
802	ZAC291126	1	LUBR			
880		RF	NOTE: ASM BELOW COMPRISED OF ABOVE COMPONENTS			
881	2505683C91	RF	KIT, MAJOR REPAIR, BRAKE VALVE			

FIG 4-4.11  
KIT, MINOR REPAIR, BRAKE VALVE



16-C17-C101-01

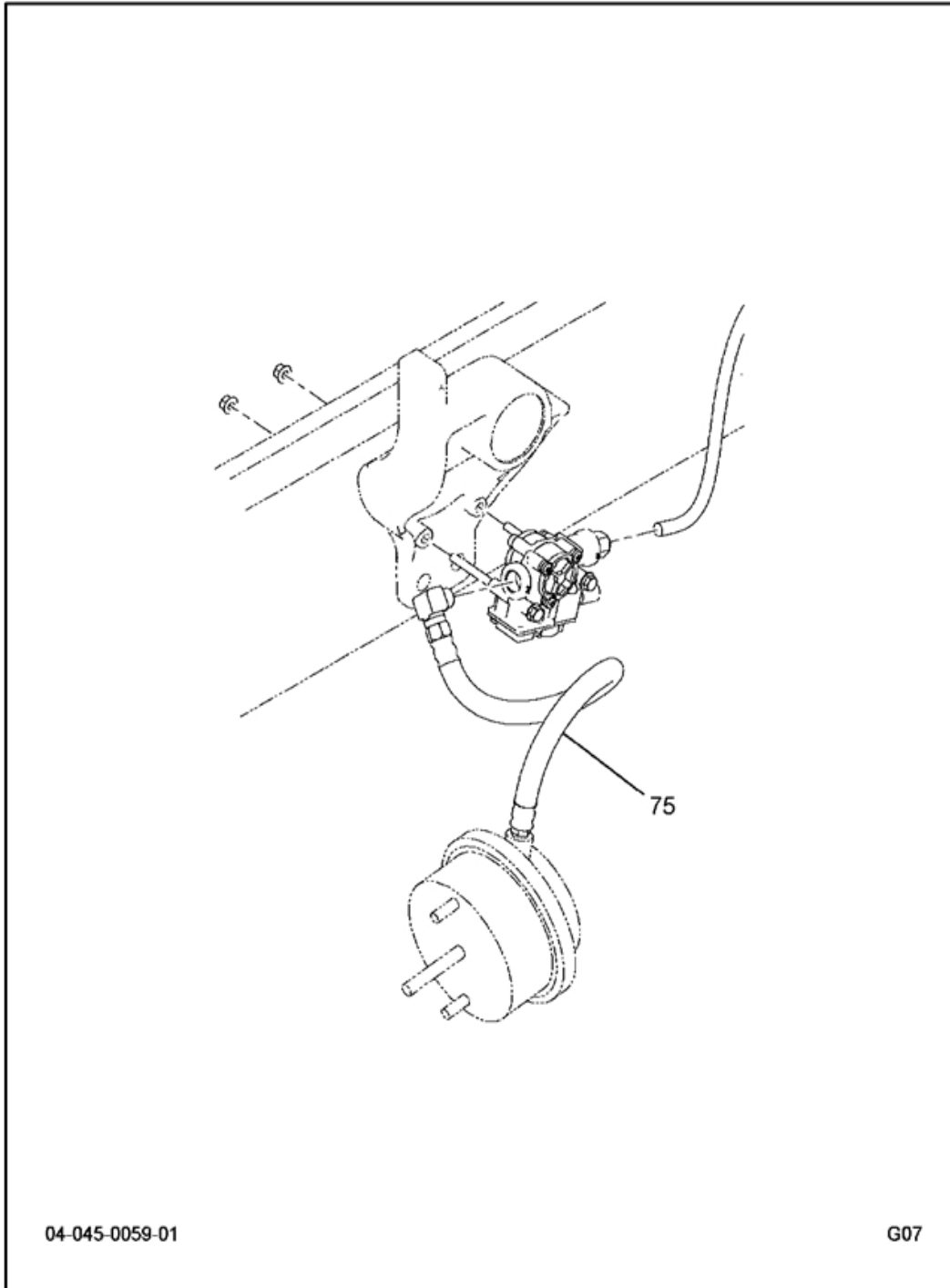
G07



FIG 4-4.11  
KIT, MINOR REPAIR, BRAKE VALVE

Item	Part Number	Qty	Description	Kit	Var	Fig
001	2505842C1	4	NUT, 8MM FLANGE			
002	2505852C1	1	GASKET, BRAKE VALVE			
003	ZAC230402	3	5/16 LOCKNUT			
004	2505853C1	1	GASKET, AIR HOSE BRACKET			
800		RF	NOTE: THE FOLLOWING PARTS ARE NON-ILLUSTRATED			
801	BX287368	KT	KIT, MINOR MAINTENANCE			
802	ZAC291126	1	LUBR			
880		RF	NOTE: ASM BELOW COMPRISED OF ABOVE COMPONENTS			
881	2505684C91	RF	KIT, MINOR REPAIR, BRAKE VALVE			

FIG 4-5  
COMPLETENESS; SS-MRD



04-045-0059-01

G07

FIG 4-5  
COMPLETENESS; SS-MRD

Item	Part Number	Qty	Description	Kit	Var	Fig
075	3571901C1	2	HOSE,FLEX AIR*AIR 1/2 ID X 7/8		0RJGF	

FIG 4-6  
COMPLETENESS; SS-MRD

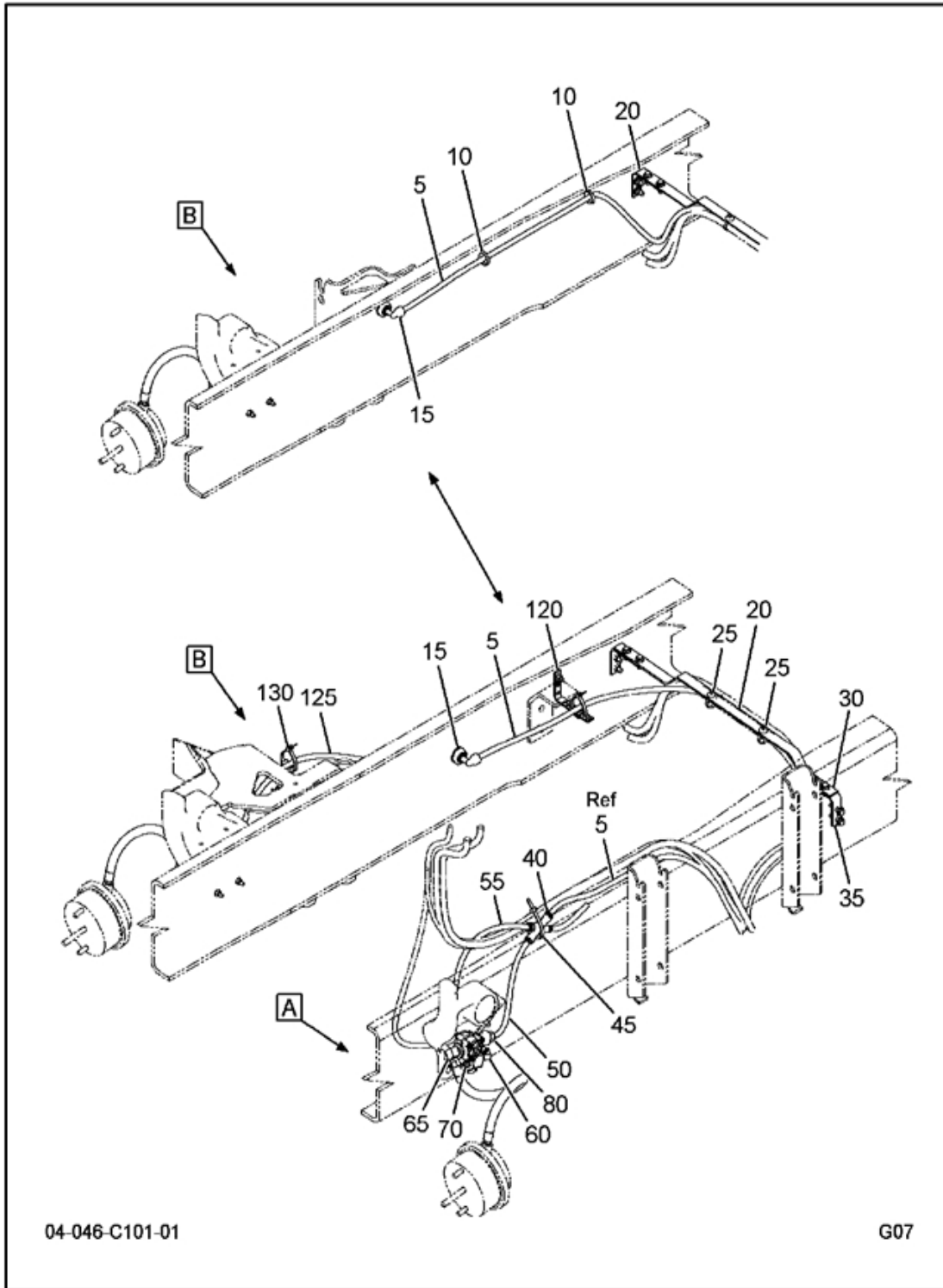


FIG 4-6  
COMPLETENESS; SS-MRD

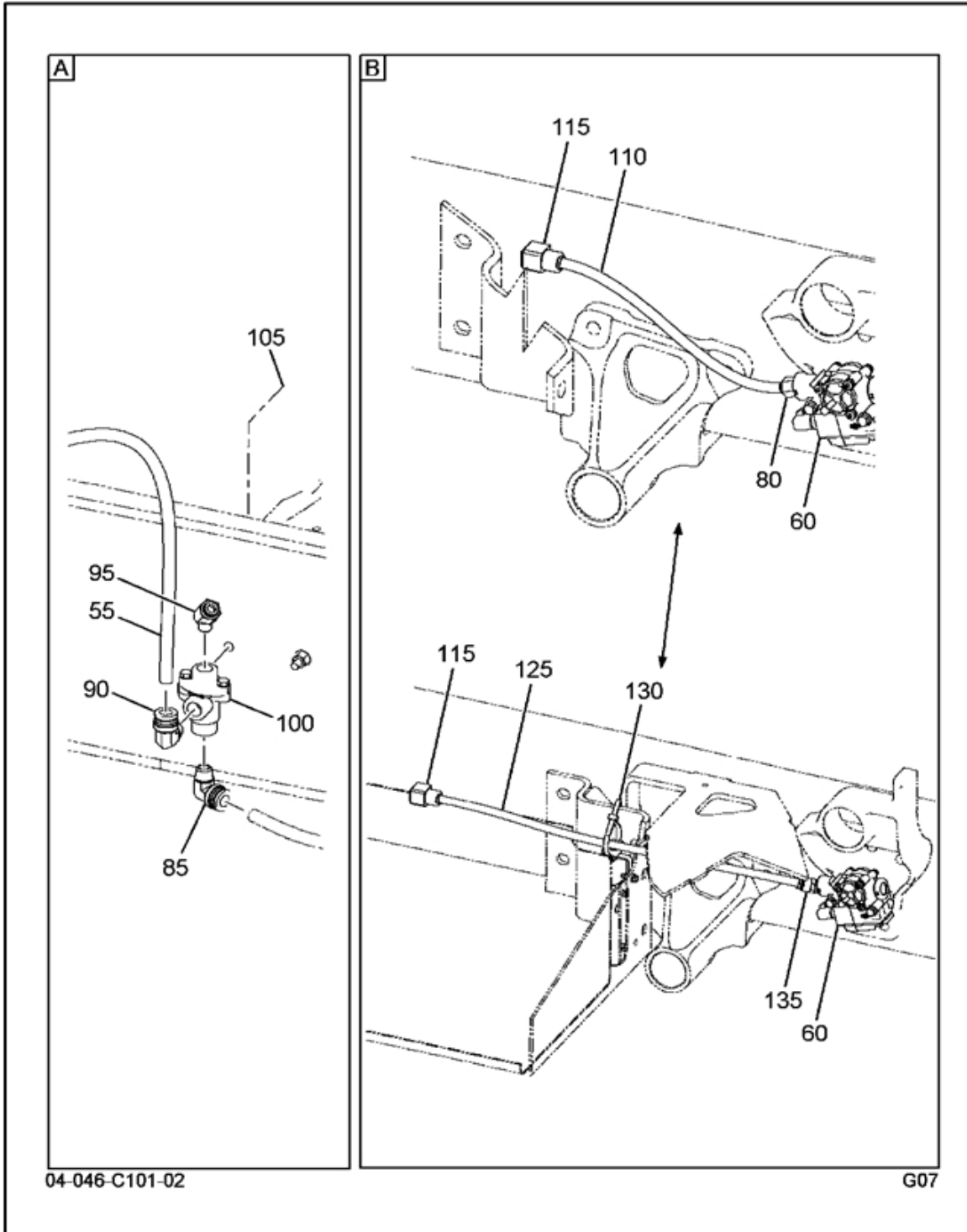


FIG 4-6  
COMPLETENESS; SS-MRD

Item	Part Number	Qty	Description	Kit	Var	Fig
005	417200C3	AR	TUBE,NYLON BULK 1/2 OD BLACK		ORJGH	
015	2024448C1	1	ELBOW,PTC 1/2 X 1/2		ORJGH	
020	3819495C1	1	SUPPORT, G21 PIPE		ORJGH	
025	3544557C1	2	STRAP,CABLE LOCK*382MM BUTTON		ORJGH	
030	40218R1	8	BOLT,HEX FLG HD METRIC*M10X25,		ORJGH	
	3535556C1	8	NUT,HEX METRIC PREV. TORQ*M10		ORJGH	
035	3819497C1	2	SUPPORT, BRACKET		ORJGH	
040	3571907C1	1	MANIFOLD,FLEX TUBE NON METALS*		ORJGH	
045	306132C1	1	TIE, PLASTIC		ORJGH	
050	417200C3	AR	TUBE,NYLON BULK 1/2 OD BLACK		ORJGH	
055	417200C3	AR	TUBE,NYLON BULK 1/2 OD BLACK		ORJGH	
060	BX801481	2	VALVE,MODULATOR AIR M-32QR		ORJGH	
065	3571905C1	2	ELBOW,PIPE*90 DEG 1/2 MPT X 3/		ORJGH	
070	3557701C1	4	BOLT,HEX FLG HD METRIC*M8 X 90		ORJGH	
	3544379C1	4	NUT,HEX FLG M8 METRIC		ORJGH	
080	2017491C1	1	CONNECTOR,PUSH TO CONNECT*		ORJGH	
085	2017515C1	1	ELBOW,QC*1/2"QCX3/8"MPT 90DEG		ORJGH	
090	2017515C1	1	ELBOW,QC*1/2"QCX3/8"MPT 90DEG		ORJGH	
095	3507067C1	1	ELBOW,SNAP TO CONNECT 3/8X 3/8		ORJGH	
100	BX278614N	1	DBL CHECK VALVE		ORJGH	
105	40249R1	1	BOLT,HEX FLG HD METRIC		ORJGH	
	3544379C1	1	NUT,HEX FLG M8 METRIC		ORJGH	
115	181372R1	1	NUT, 1"		ORJGH	
	3546235C1	1	ANCHOR,QUALITY CONNECT*1/2 QC		ORJGH	
	138572	1	WASHER, 1"		ORJGH	
120	3561048C1	1	BOLT,HH FLG HD M8 X 30 METRIC		ORJGH	
	306132C1	1	TIE, PLASTIC		ORJGH	
	3544379C1	1	NUT,HEX FLG M8 METRIC		ORJGH	
	2034208C1	1	EXTENSION,CLIP		ORJGH	
125	417200C3	AR	TUBE,NYLON BULK 1/2 OD BLACK		ORJGH	
130	3544378C1	2	NUT,HEX METRIC PREV. TORQ*M6 H		ORJGH	
	931585R1	1	BOLT, M6 X 15 CLASS 10.9		ORJGH	
	306132C1	1	TIE, PLASTIC		ORJGH	
	3552155C1	1	PC 10.9 HEX HD CAP SCREW		ORJGH	
	152626R1	1	EXTENSION,CLIP L&TYPE		ORJGH	
	2041341C1	1	STANDOFF, STRAP		ORJGH	
135	3549624C1	1	ELBOW, QUALITY CONNECT		ORJGH	

FIG 4-7  
DRAIN VALVES

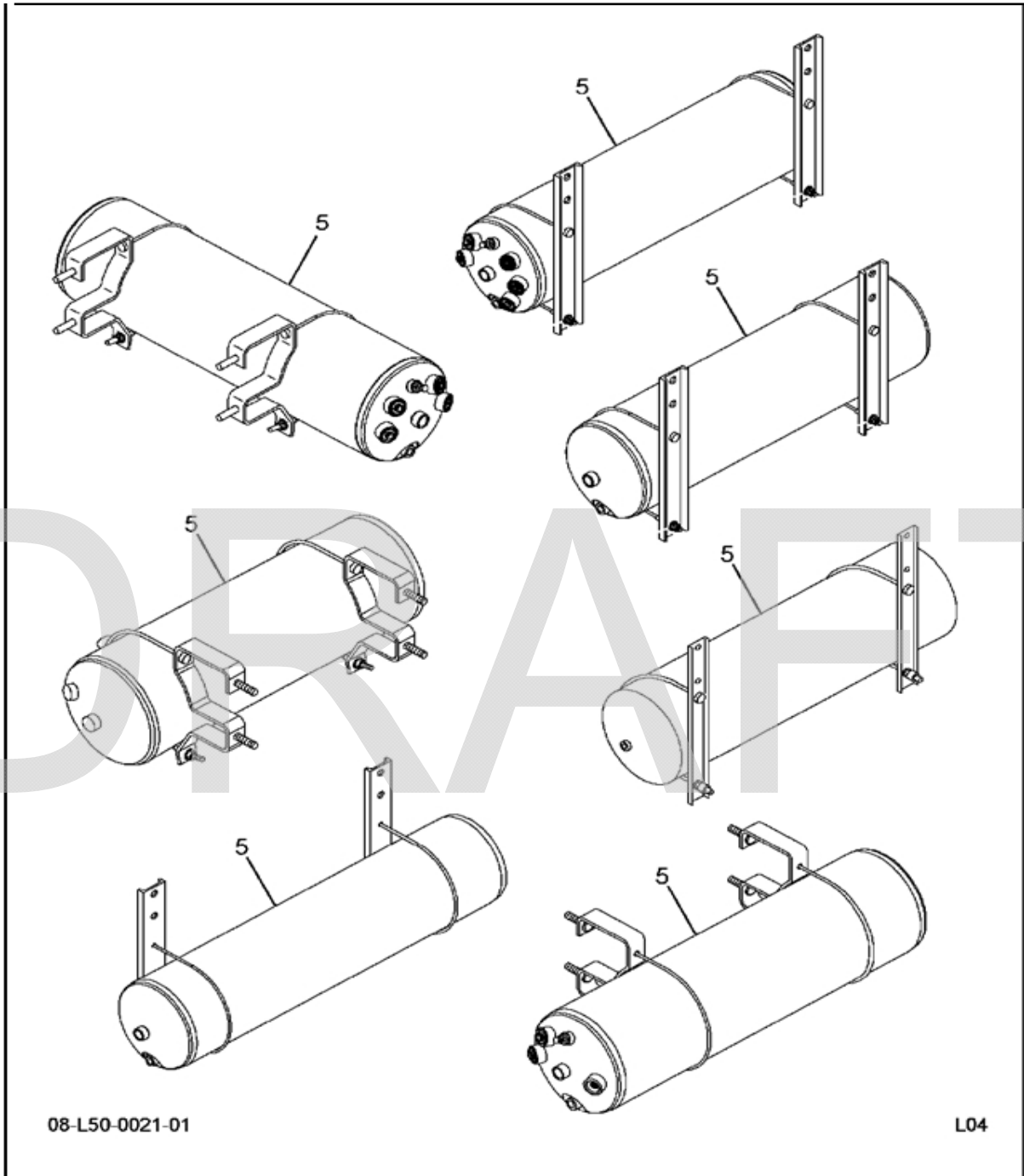


FIG 4-7  
DRAIN VALVES

Item	Part Number	Qty	Description	Kit	Var	Fig
005	3821284F91	1	BBAT, DRAIN VALVES		ORR87	



FIG 4-8  
NGV-SS WITH STD 11" AIR TANK PKGS

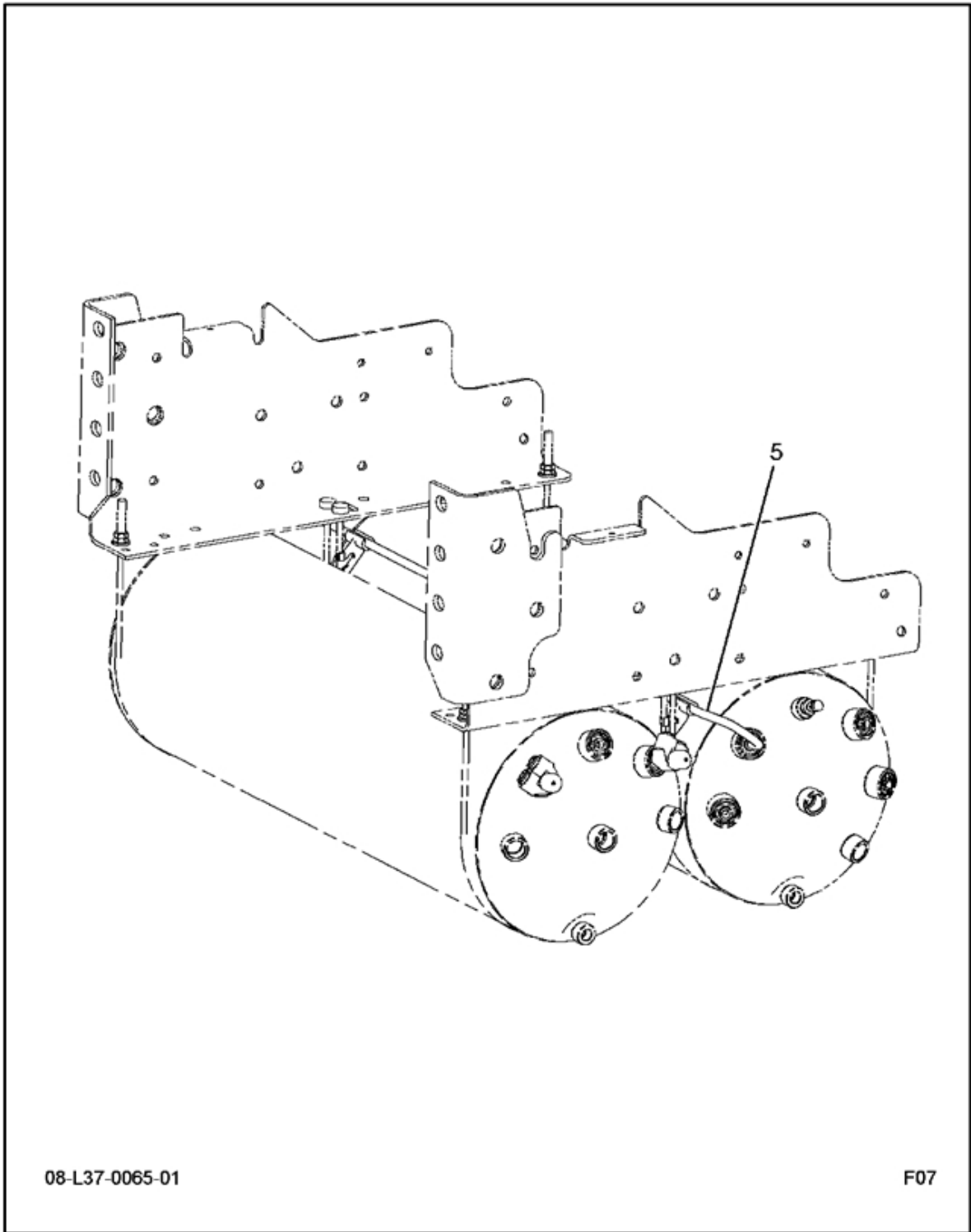
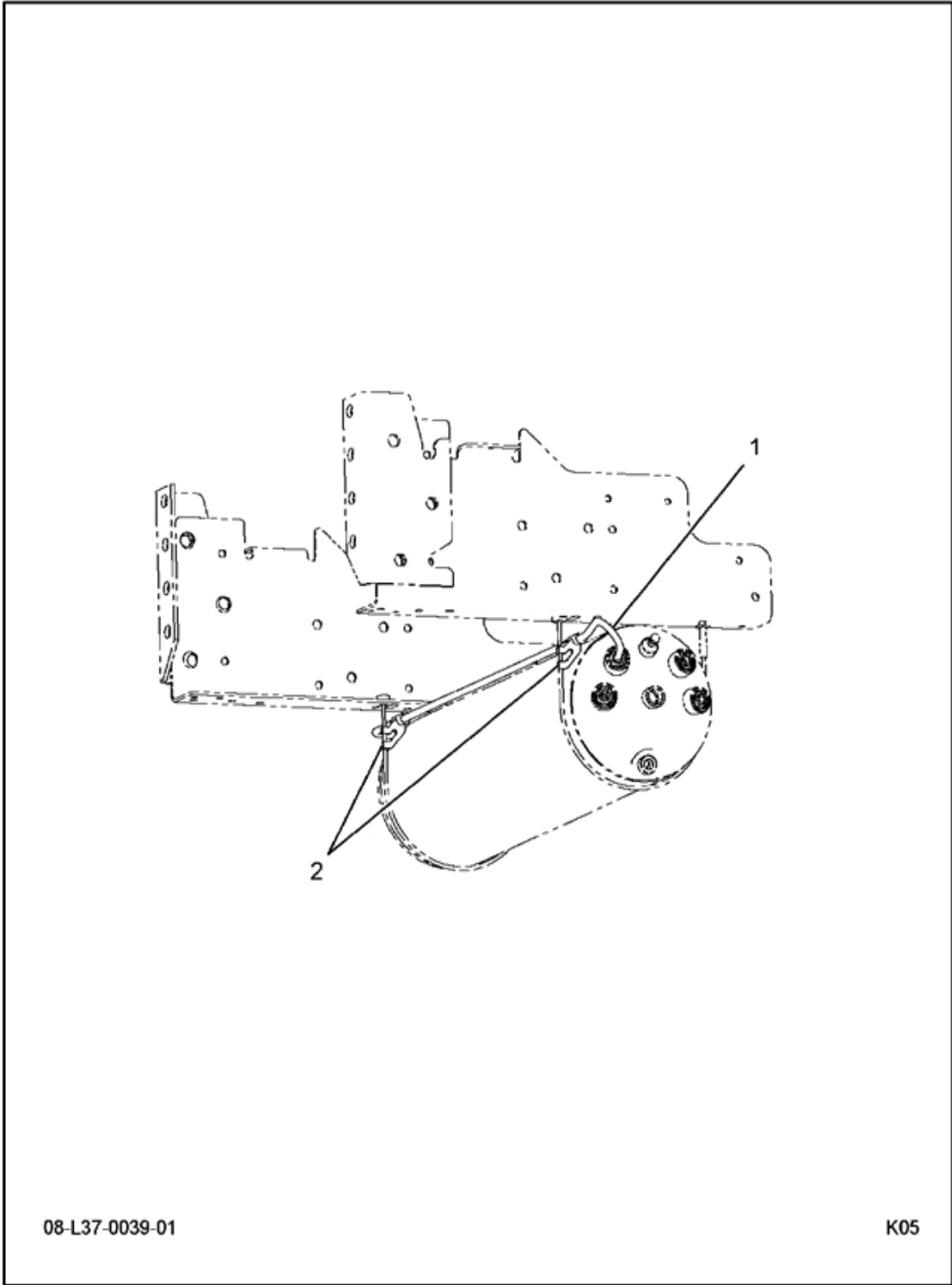


FIG 4-8  
NGV-SS WITH STD 11" AIR TANK PKGS

Item	Part Number	Qty	Description	Kit	Var	Fig
005	3604663F91	1	BRAKE,WET/2NDRY AIR TNK TUBING		ORFRO	3604663F91

FIG 4-8.1  
BRAKE, WET/2NDRY AIR TNK TUBING



08-L37-0039-01

K05

FIG 4-8.1  
BRAKE,WET/2NDRY AIR TNK TUBING

Item	Part Number	Qty	Description	Kit	Var	Fig
001	3603582C1	1	TUBE, FORMED, ORANGE			
002	3603891C1	2	SUPPORT,3/8" TUBE			
880		RF	NOTE: ASM BELOW COMPRISED OF ABOVE COMPONENTS			
881	3604663F91	RF	BRAKE,WET/2NDRY AIR TNK TUBING			

FIG 4-9  
NGV-SS WITH STD 11" AIR TANK PKGS

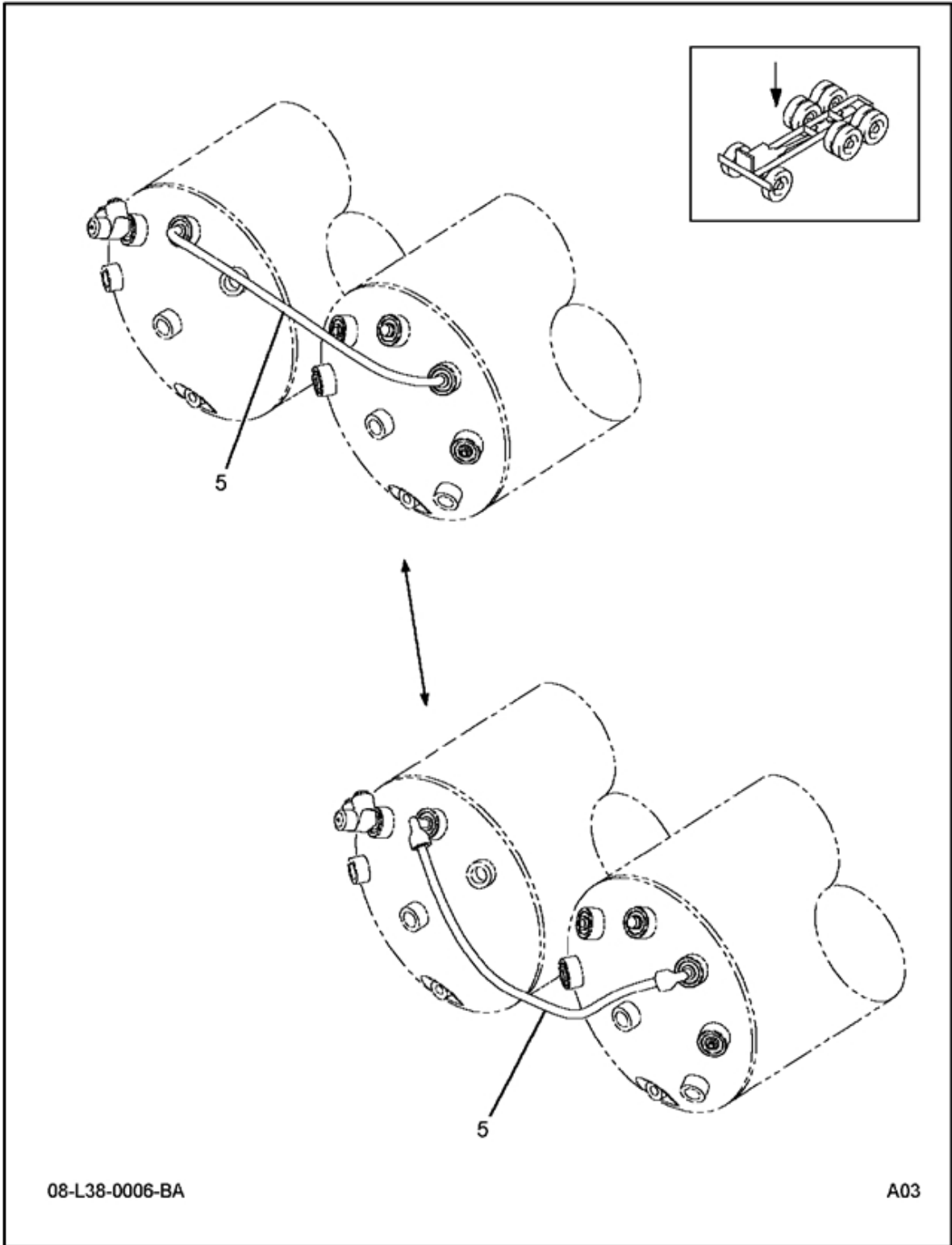
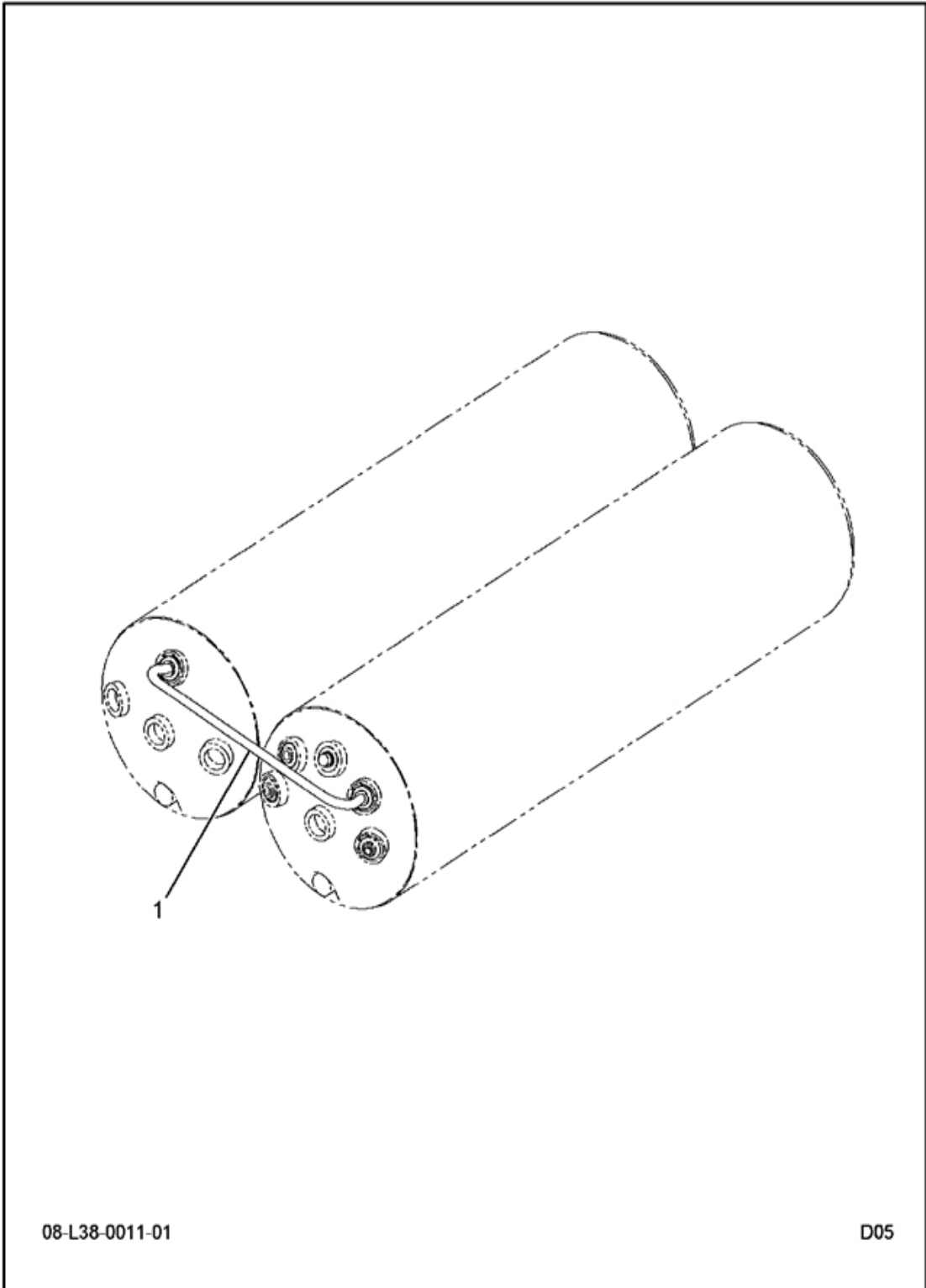


FIG 4-9  
 NGV-SS WITH STD 11" AIR TANK PKGS

Item	Part Number	Qty	Description	Kit	Var	Fig
005	3670673F91	1	BBAT,PRIMARY AIR TANK TUBING		0RH9C	3670673F91

FIG 4-9.1  
BBAT, PRIMARY AIR TANK TUBING



08-L38-0011-01

D05

FIG 4-9.1  
 BBAT, PRIMARY AIR TANK TUBING

Item	Part Number	Qty	Description	Kit	Var	Fig
001	3603591C1	1	TUBE, FORMED - 3/8 GREEN			
880		RF	NOTE: ASM BELOW COMPRISED OF ABOVE COMPONENTS			
881	3670673F91	RF	BBAT, PRIMARY AIR TANK TUBING			



FIG 4-10  
NGV-SS WITH STD 11" AIR TANK PKGS

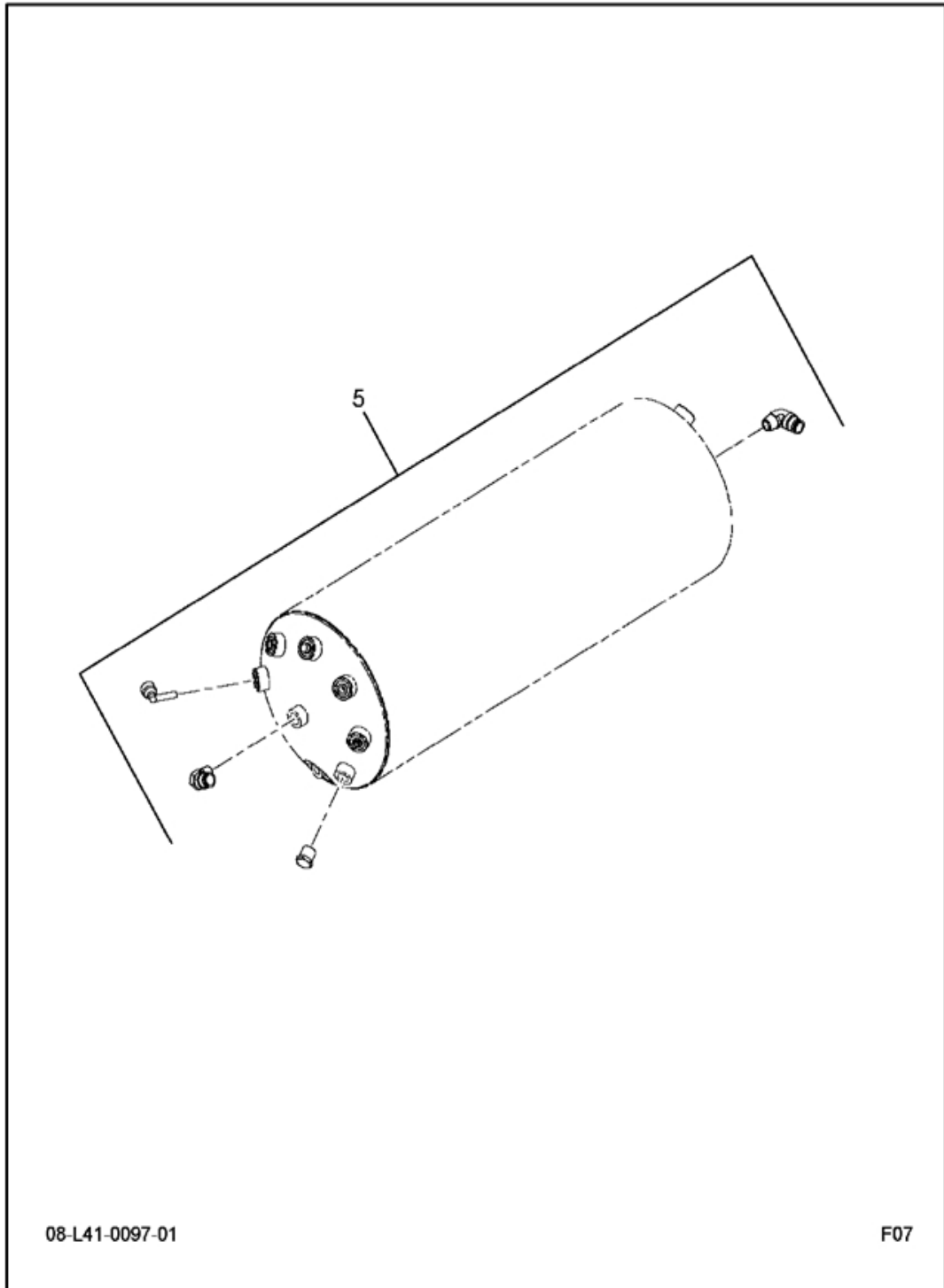
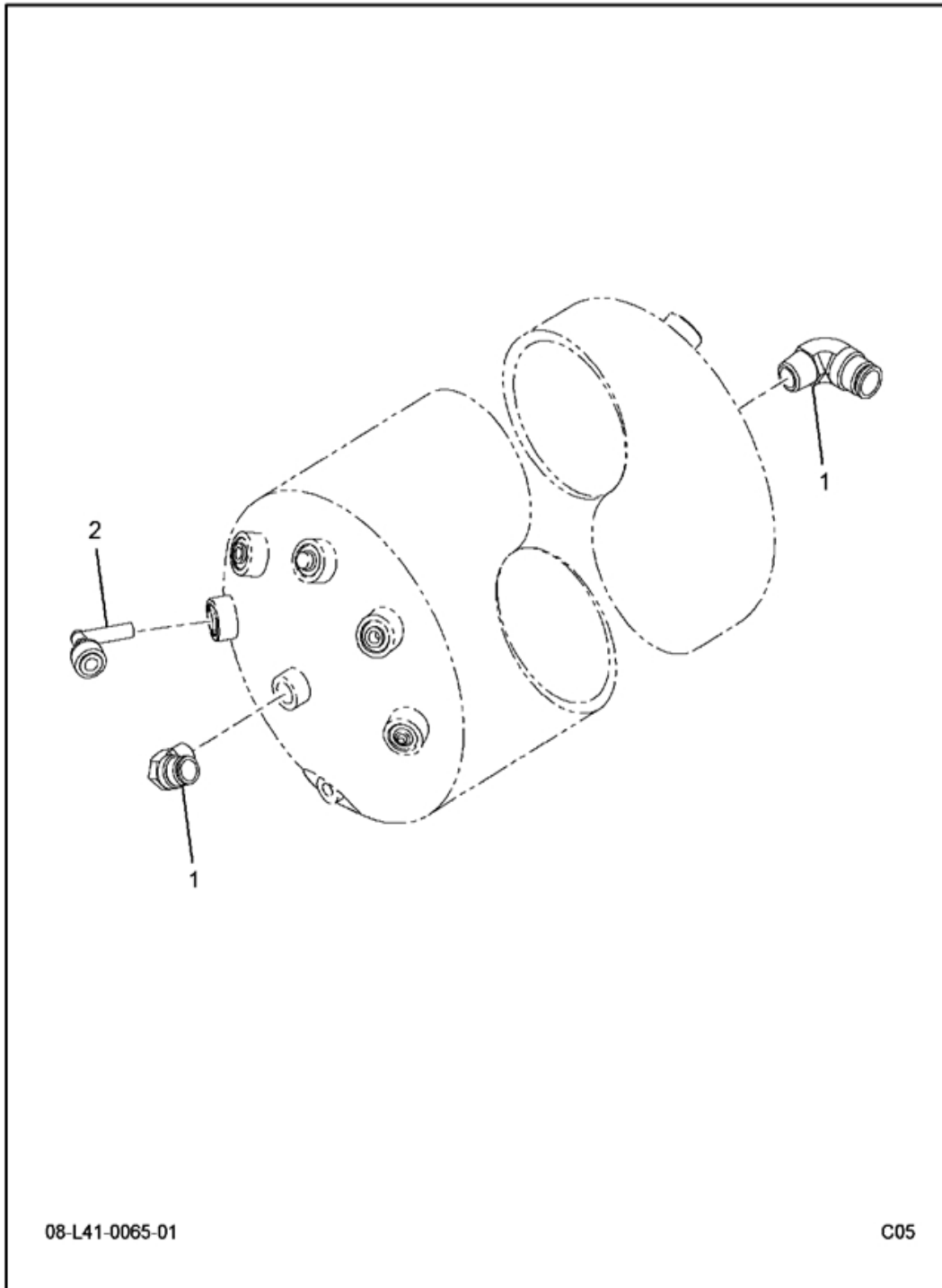


FIG 4-10  
NGV-SS WITH STD 11" AIR TANK PKGS

Item	Number	Part Qty	Description	Kit	Var	Fig
005	3579214F92	1	BRAKE,WET/2NDRY AIR TNK FTTNGS		0RH9G	3579214F92

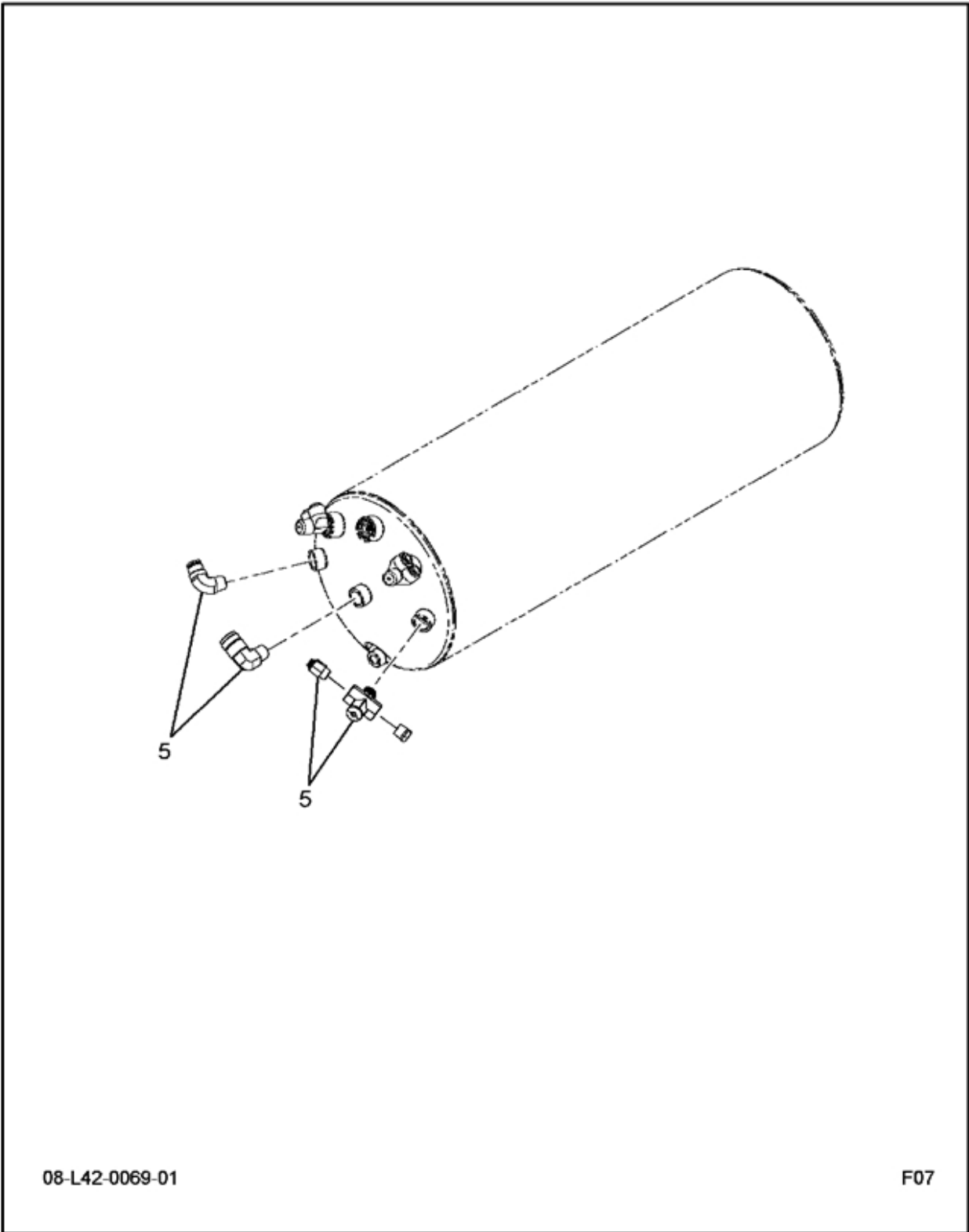
FIG 4-10.1  
BRAKE, WET/2NDRY AIR TNK FTTNGS



4-10.1  
BRAKE,WET/2NDRY AIR TNK FTTNGS

Item	Part Number	Qty	Description	Kit	Var	Fig
001	2017519C1	2	ELBOW, QC*90D 1/2MPT X 5/8 TUBE			
002	2024446C1	1	ELBOW, QC*90D 3/8TUBE X 3/8STEM			
880		RF	NOTE: ASM BELOW COMPRISED OF ABOVE COMPONENTS			
881	3579214F92	RF	BRAKE,WET/2NDRY AIR TNK FTTNGS			

FIG 4-11  
NGV-SS WITH STD 11" AIR TANK PKGS



08-L42-0069-01

F07

FIG 4-11  
NGV-SS WITH STD 11" AIR TANK PKGS

Item	Part Number	Qty	Description	Kit	Var	Fig
005	3819674F92	1	BBAT,PRIMARY AIR TANK FITTINGS		0RH9H	3819674F92

FIG 4-11.1  
BBAT, PRIMARY AIR TANK FITTINGS

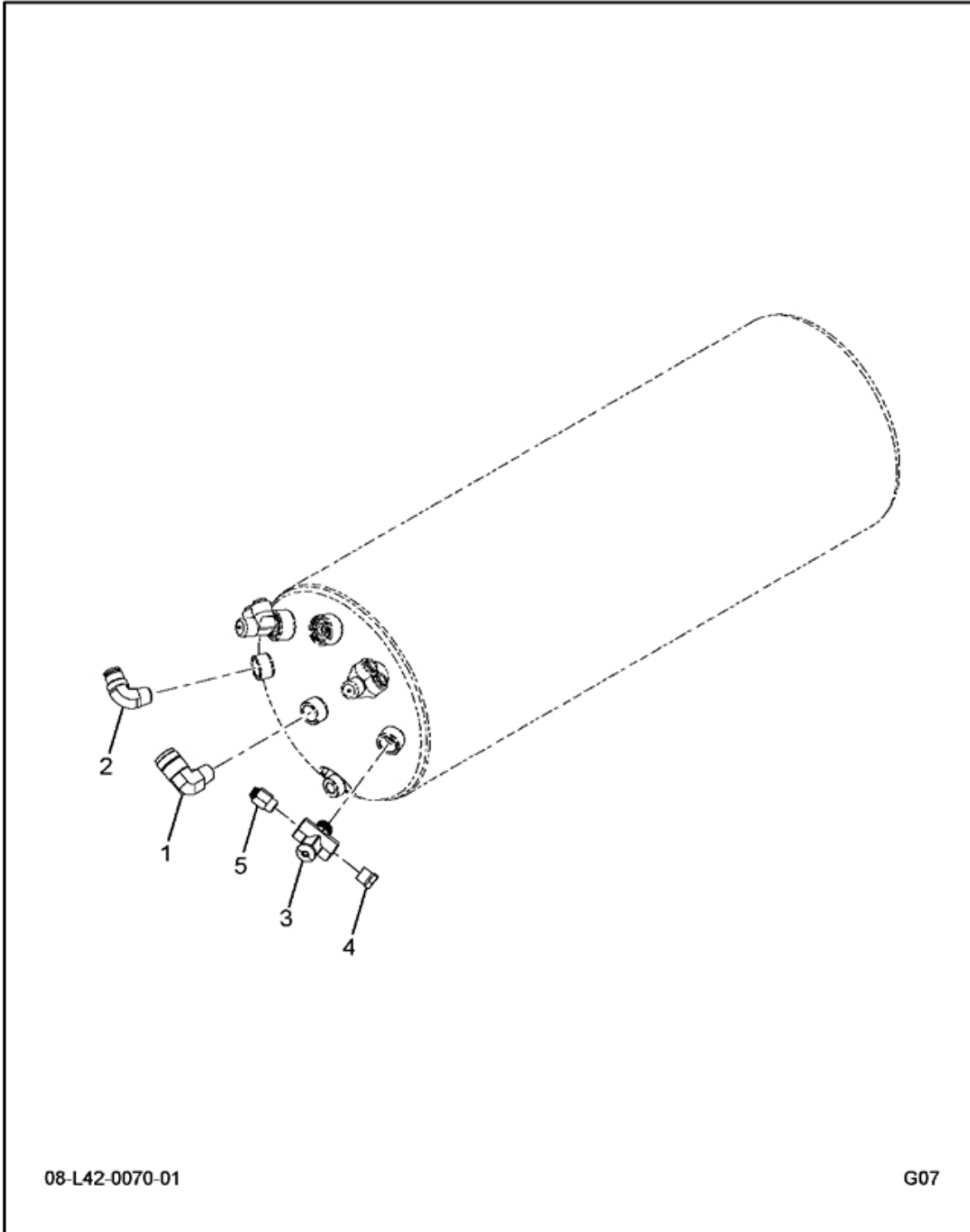
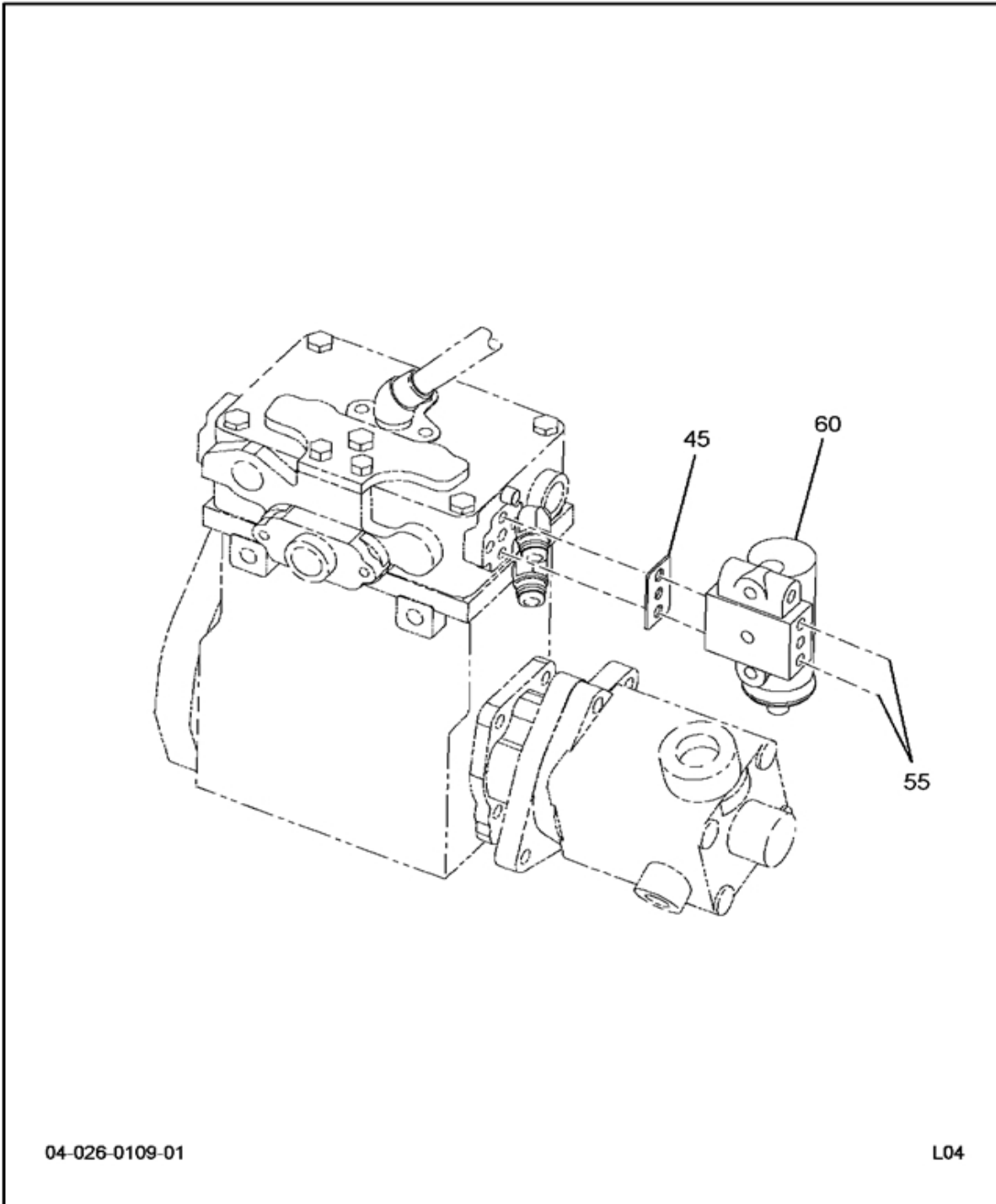


FIG 4-11.1  
BBAT, PRIMARY AIR TANK FITTINGS

Item	Part Number	Qty	Description	Kit	Var	Fig
001	2017520C1	1	ELBOW, PUSH TO CONNECT*			
002	2017519C1	1	FITTING, ELBOW QUICK CONNECT 1/2" NPT X 5/8" TUBE			
003	3594593C1	1	VALVE*90 DEG 1/2 MPT X 3/8 FPT			
004	20990R1	1	PLUG, 3/8 NPT *STD			
005	2017487C1	1	FITTING, HOSE QUICK CONNECT 3/8" NPT X 3/8" TUBE			
880		RF	NOTE: ASM BELOW COMPRISED OF ABOVE COMPONENTS			
881	3819674F92	RF	BBAT, PRIMARY AIR TANK FITTINGS			



FIG 4-12  
SELECTION FOR COMP GOV MTG SEL 026-00



04-026-0109-01

L04

FIG 4-12  
SELECTION FOR COMP GOV MTG SEL 026-00

Item	Part Number	Qty	Description	Kit	Var	Fig
045	166562R2	1	GASKET,AIR GOV COVER		OMYMJ	
055	21739R1	2	WASHER,LOCK .344X.562X.054		OMYMJ	
	1516404C1	2	SCREW,MACH SPECIAL		OMYMJ	
060	410986C92	1	GOVERNOR,ASSY D-2		OMYMJ	410986C92

FIG 4-12.1  
AIR COMPRESSOR GOVERNOR

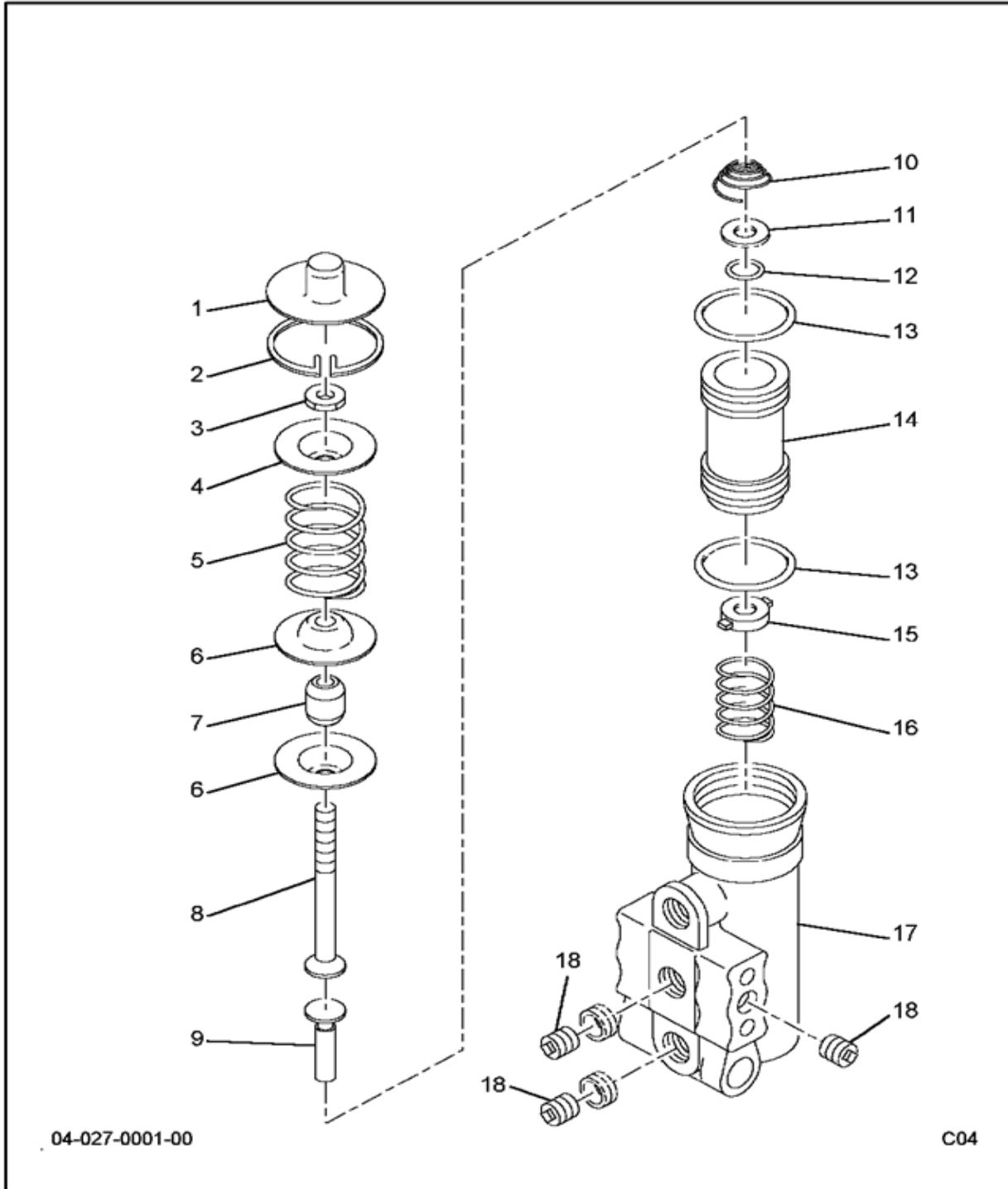
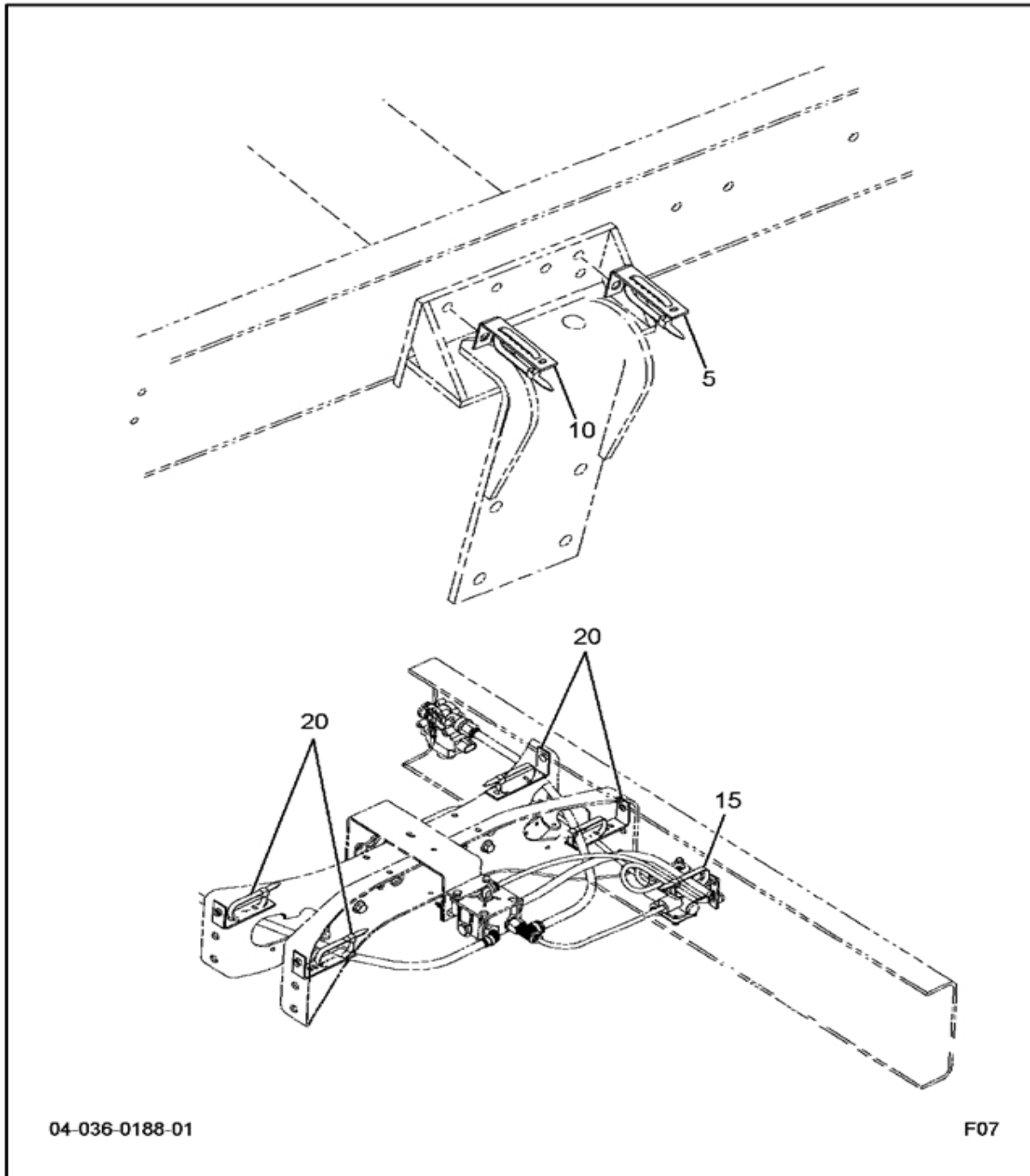


FIG 4-12.1  
AIR COMPRESSOR GOVERNOR

Item	Part Number	Qty	Description	Kit	Var	Fig
001	321739R1	1	COVER, GOVERNOR			
002	160094R1	1	RING, 1.660 INT RET			
003	124818	1	NUT, 1/4 JAM TYPE 5			
004	177633H1	1	SEAT, UPPER SPRING			
005	321747R1	1	SPRING, PRESS ADJ			
006	321748R1	2	SEAT, LOWER SPRING			
007	177629H1	1	SCREW			
008	177629H1	1	SCREW			
009	177627H1	1	STEM, EXHAUST			
010	321742R1	1	SPRING, AIR GOV VALVE			
011	177622H1	1	WASHER, AIR GOV SPECIAL FLAT			
012	3046105R1	1	SEAL/O-RING *STD			
013	382137R1	2	RING, SEALING			
014	321743R91	1	PISTON AY, GOV			
015	321744R1	1	VALVE			
016	321745R1	1	SPRING, VALVE			
017		RF	BODY, GOV			
018	444688	5	PLUG, 1/8-27 HEX SOCK. PIPE			
800		RF	NOTE: THE FOLLOWING PARTS ARE NON-ILLUSTRATED			
801	631626C91	KT	KIT, REPAIR WHEEL CYL			
880		RF	NOTE: ASM BELOW COMPRISED OF ABOVE COMPONENTS			
881	410986C92	RF	GOV, AIR COMPR *WCL-4139			

FIG 4-13  
SS BOC R&C - 4X4 W/ STD CAB & VARIRATE SUSP



04-036-0188-01

F07

Fig 4-13  
 SS BOC R&C - 4X4 W/ STD CAB & VARIRATE SUSP

Item	Part Number	Qty	Description	Kit	Var	Fig
005	30750R2	1	BOLT, M16 X 40MM PHC FLG CLASS		ORG89	
	2034206C1	1	EXTENSION,CLIP		ORG89	
	306132C1	1	TIE, PLASTIC		ORG89	
	30756R1	1	NUT,HEX M16 PRVTRQ		ORG89	
010	2034206C1	1	EXTENSION,CLIP		ORG89	
	306132C1	1	TIE, PLASTIC		ORG89	
015	306132C1	1	TIE, PLASTIC		ORG89	
	2034207C1	1	EXTENSION,CLIP		ORG89	
020	306132C1	4	TIE, PLASTIC		ORG89	
	2034206C1	4	EXTENSION,CLIP		ORG89	

FIG 4-14  
SS-MRD 4X4 W/AD-IP AIR DRYER INSIDE LT RAIL W/FBC

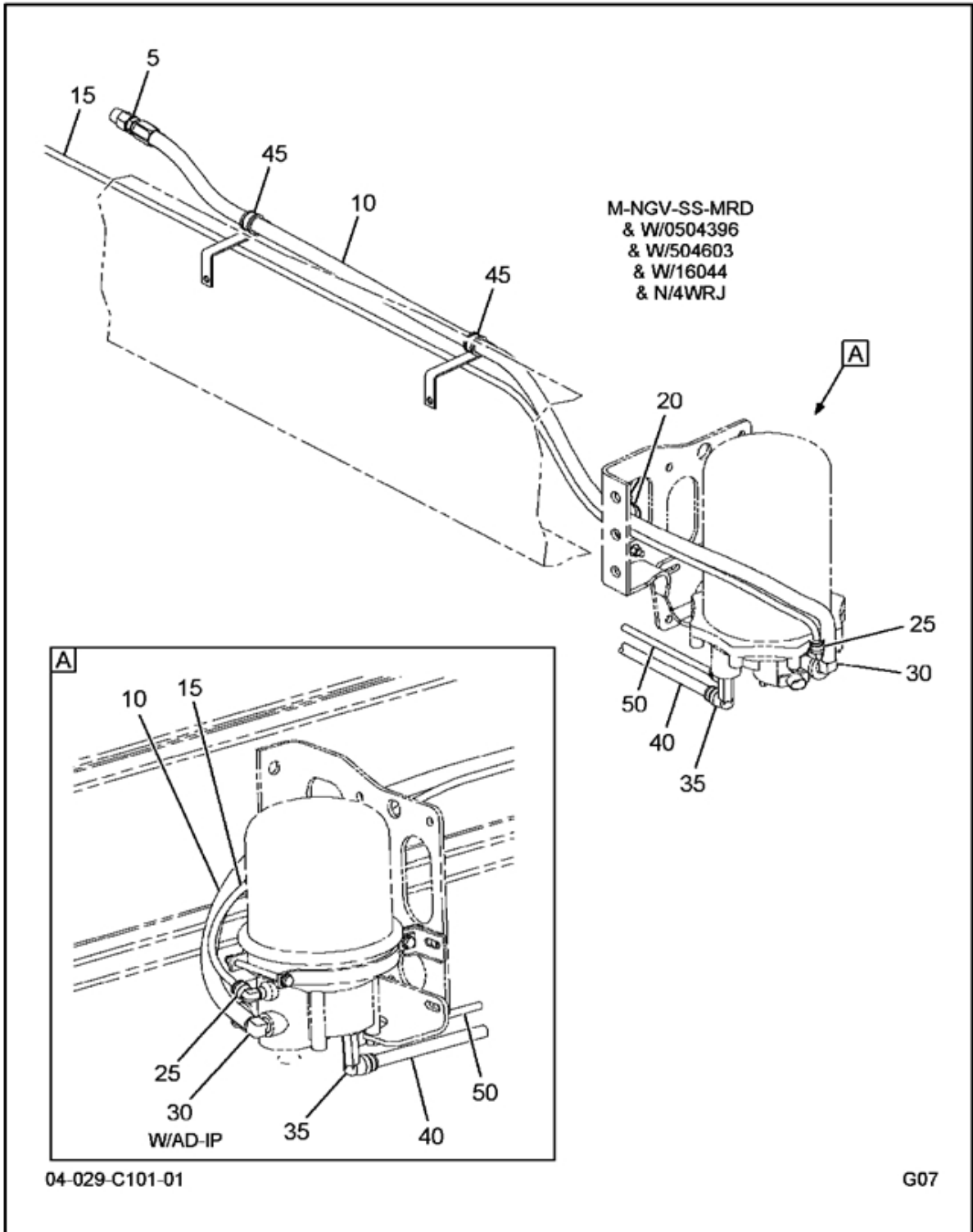


FIG 4-14  
 SS-MRD 4X4 W/AD-IP AIR DRYER INSIDE LT RAIL W/FBC

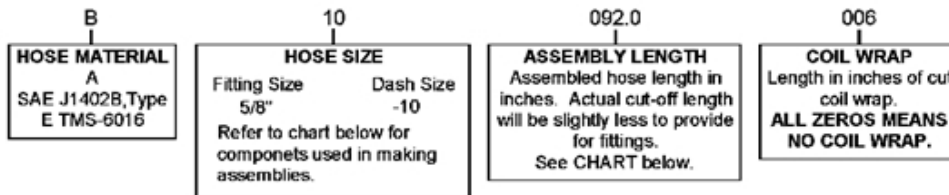
Item	Part Number	Qty	Description	Kit	Var	Fig
005	55896R1	1	SLEEVE,5/8 SPHERICAL COMP TUB		ORF3Q	
	55897R1	1	NUT,5/8 SPHERICAL SLEEVE		ORF3Q	
010	B100880000	1	HOSE,ASSY REH		ORF3Q	B000000000
015	417199C3	AR	TUBE,NYLON BULK 3/8 OD BLACK		ORF3Q	
020	306132C1	1	TIE, PLASTIC		ORF3Q	
	3561048C1	1	BOLT,HH FLG HD M8 X 30 METRIC		ORF3Q	
	3544379C1	1	NUT,HEX FLG M8 METRIC		ORF3Q	
	3548585C1	1	GUIDE,BRK HOSE & CABLE*SADDLE		ORF3Q	
025	2017511C1	1	ELBOW,1/4MPT X 3/8QC 90DEG		ORF3Q	
030	109429	1	ELBOW, 5/8 PLN 45D FLARED TUBE		ORF3Q	
035	3572247C1	1	MANIFOLD,AIR 1/2NPTFX5/8X3/8		ORF3Q	
040	417201C3	AR	TUBE,NYLON BULK 5/8 OD BLACK		ORF3Q	
045	579891C1	2	EXTENSION,CLIP		ORF3Q	
	3552155C1	2	PC 10.9 HEX HD CAP SCREW		ORF3Q	
	3544379C1	2	NUT,HEX FLG M8 METRIC		ORF3Q	
	505211C1	2	CLAMP,RUBBER		ORF3Q	
	3535556C1	2	NUT,HEX METRIC PREV. TORQ*M10		ORF3Q	
	3544378C1	2	NUT,HEX METRIC PREV. TORQ*M6 H		ORF3Q	
050	417199C3	AR	TUBE,NYLON BULK 3/8 OD BLACK		ORF3Q	



## FIG 4-14.1 HOSE, ASSEMBLY COMPONENTS

### EXPLANATION OF 10-DIGIT CODE (Example: B100920006)

The following example explains the make-up of the 10-digit code. In this example, the hose material is per SAE J1402B, Type E, TMS-6016. The hose size is 5/8 inch. Assembly is 92 inches, including fittings (actual hose cut-off length is listed in the Conversion Lists and is 89.4 inches). The coil wrap length is 6 inches.



### HOSE, ASSEMBLY COMPONENTS (By Dash Size)

All of the components used to fabricate a complete assembly are listed by a dash number of reference in the chart below. Always use the part number listed in the Conversion Lists of fabricate assemblies.

Componet	-10
Fitting (1) (1)	592 945 C91 200 580 5C1
Bulk Hose (1 ft.)	375 055 C2
Bulk Coil Wrap (1 ft.)	375 048 C1
*Sub Allow For Fittings.	2.6

00-000-3667-01

A03

FIG 4-14.1  
HOSE, ASSEMBLY COMPONENTS

Item	Part Number	Qty	Description	Kit	Var	Fig
001	592945C91	1	FITTING,HOSE 5/8" AIR			
	2005805C1	1	FITTING,HOSE 5/8" AIR			
	375055C2	AR	HOSE,BULK,5/8" AIR			
	375048C1	AR	LOOM,CABLE 5/8"			
880		RF	NOTE: ASM BELOW COMPRISED OF ABOVE COMPONENTS			
881	B000000000	RF	HOSE, ASSEMBLY COMPONENTS			

FIG 4-15  
SS-MRD 4X4 W/TRUCK BRKS W/ABS W/VARI RATE SUSP W/FBC

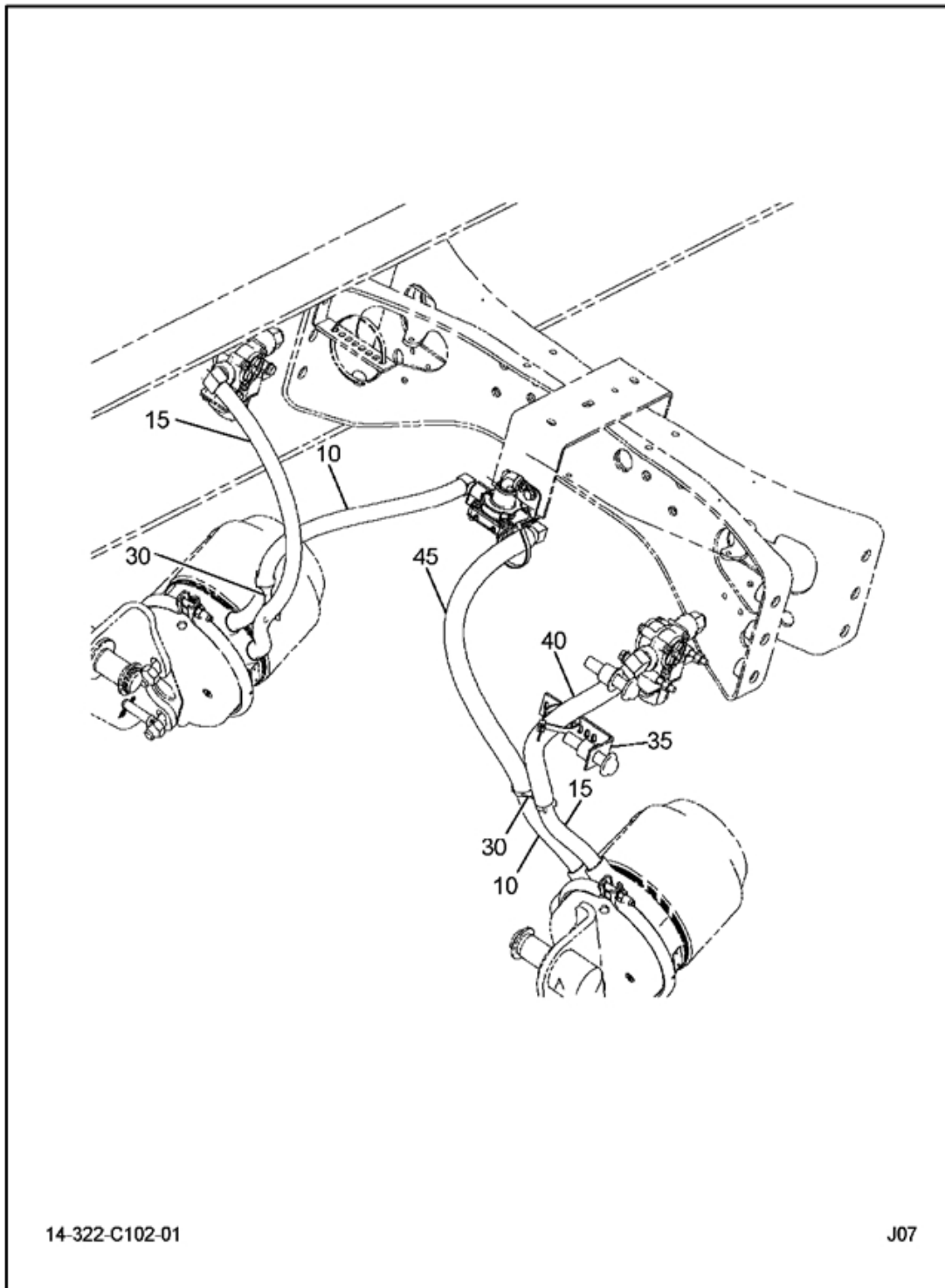


FIG 4-15

SS-MRD 4X4 W/TRUCK BRKS W/ABS W/VARI RATE SUSP W/FBC

Item	Part Number	Qty	Description	Kit	Var	Fig
010	3662488C1	2	HOSE,FLEX AIR 1/2ID X 7/8OD 24		ORF7M	
015	3662488C1	2	HOSE,FLEX AIR 1/2ID X 7/8OD 24		ORF7M	
030	471668C1	2	CLIP,HOSE		ORF7M	
035	306132C1	1	TIE, PLASTIC		ORF7M	
	2034206C1	1	EXTENSION,CLIP		ORF7M	
040	3809318C1	AR	INSULATOR,HOSE,28.58MM-ID		ORF7M	
045	3809318C1	AR	INSULATOR,HOSE,28.58MM-ID		ORF7M	
	306132C1	1	TIE, PLASTIC		ORF7M	

FIG 4-16  
SS-MRD 4X4 W/TRUCK BRKS W/ABS W/VARI RATE SUSP W/FBC

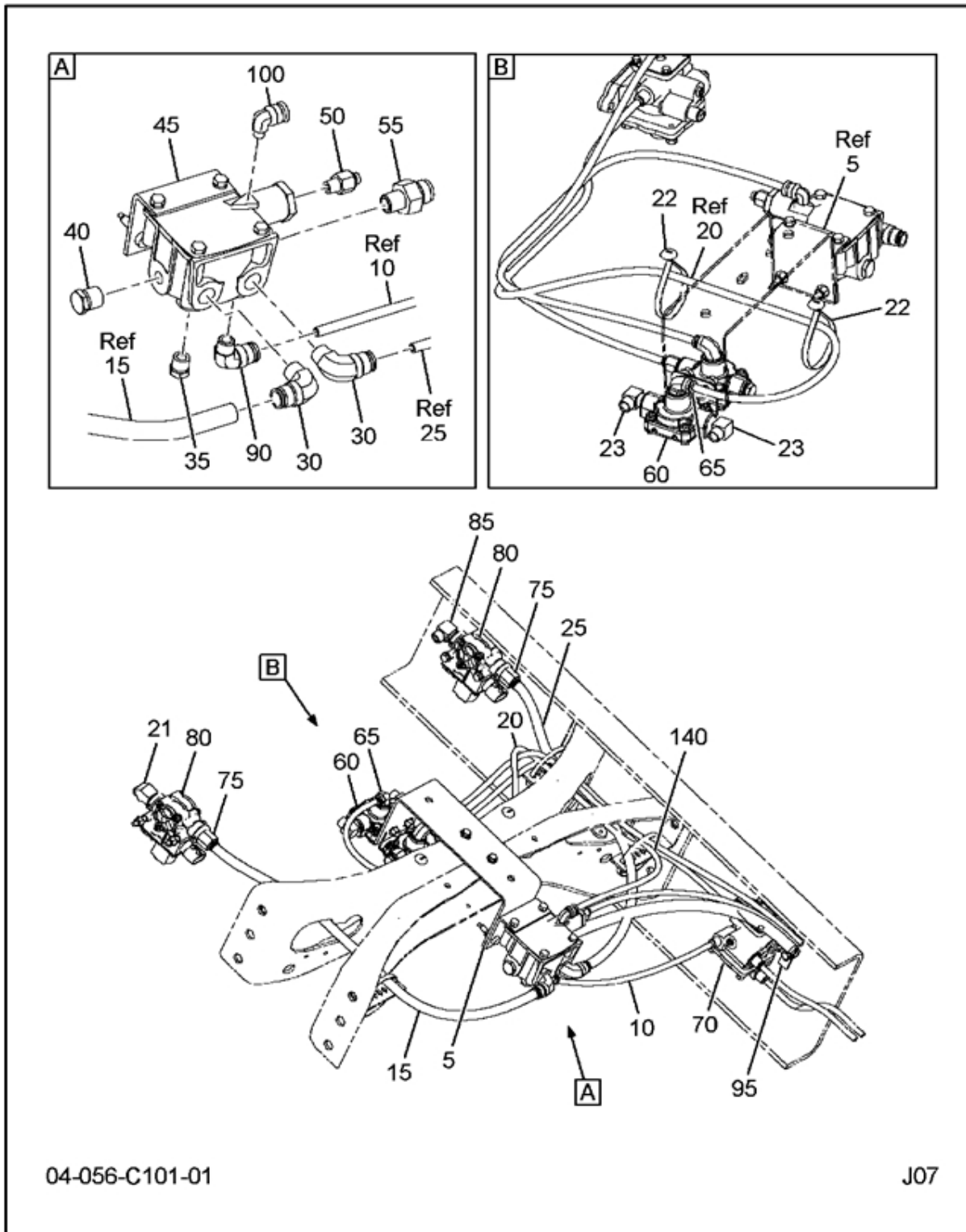


FIG 4-16  
 SS-MRD 4X4 W/TRUCK BRKS W/ABS W/VARI RATE SUSP W/FBC

Item	Part Number	Qty	Description	Kit	Var	Fig
005	3535134C2	1	BRACKET,RELAY VALVE*RELAY/QUIC		ORF8T	
	3561048C1	2	BOLT,HH FLG HD M8 X 30 METRIC		ORF8T	
	3544379C1	2	NUT,HEX FLG M8 METRIC		ORF8T	
010	417199C3	AR	TUBE,NYLON BULK 3/8 OD BLACK		ORF8T	
015	417201C3	AR	TUBE,NYLON BULK 5/8 OD BLACK		ORF8T	
020	417199C3	AR	TUBE,NYLON BULK 3/8 OD BLACK		ORF8T	
025	417201C3	AR	TUBE,NYLON BULK 5/8 OD BLACK		ORF8T	
030	2017519C1	2	ELBOW,QC*90D 1/2MPT X 5/8 TUBE		ORF8T	
035	20990R1	1	PLUG, 3/8-18 PLN H/HD PIPE		ORF8T	
040	444632	1	PLUG, 1/2-14 PLN H/HD PIPE		ORF8T	
045	3570617C91	1	VALVE,RELAY*R-14 W/4.0 PSI CR		ORF8T	
	3544379C1	2	NUT,HEX FLG M8 METRIC		ORF8T	
050	2017484C1	1	CONNECTOR,1/4MPT X 3/8QC STRGT		ORF8T	
055	2017493C1	1	CONNECTOR,PTC 1/2MPT X 3/4QC		ORF8T	
060	3628539C91	1	VALVE,QUICK RELEASE QRN		ORF8T	
	40316R1	2	BOLT,, HVY HEX FLG, M8 X 25,		ORF8T	
	3544379C1	2	NUT,HEX FLG M8 METRIC		ORF8T	
065	2017514C1	1	ELBOW,PUSH TO CONNECT*		ORF8T	
070	3561639C1	1	VALVE,INVERSION*R-7 W/QUALITY		ORF8T	
	3557983C1	2	BOLT,HEX FLG HD METRIC M8 X 45		ORF8T	
	3544379C1	2	NUT,HEX FLG M8 METRIC		ORF8T	
075	2017492C1	2	CONNECTOR,PTC 1/2MPT X 5/8QC		ORF8T	
080	3600213C1	2	VALVE,MODULATOR AIR M-32		ORF8T	
	3557701C1	4	BOLT,HEX FLG HD METRIC*M8 X 90		ORF8T	
	3544379C1	4	NUT,HEX FLG M8 METRIC		ORF8T	
085	3571905C1	1	ELBOW,PIPE*90 DEG 1/2 MPT X 3/		ORF8T	
090	2017514C1	1	ELBOW,PUSH TO CONNECT*		ORF8T	
095	2034207C1	1	EXTENSION,CLIP		ORF8T	
	306132C1	1	TIE, PLASTIC		ORF8T	
100	2017509C1	1	ELBOW,QC 90D 1/8NPT X 3/8QC		ORF8T	
105	3576353C1	1	ELBOW,HOSE*45 DEG 3/4-20 X 1/2		ORF8T	
110	3535587C2	2	STRAP,CABLE LOCK, 382MM BUTTON		ORF8T	
115	3576352C1	2	ELBOW,HOSE*90 DEG 3/4-20 X 3/8		ORF8T	

FIG 4-17  
SS-MRD W/AD-IP AIR DRYER INSIDE LT RAIL W/FBC

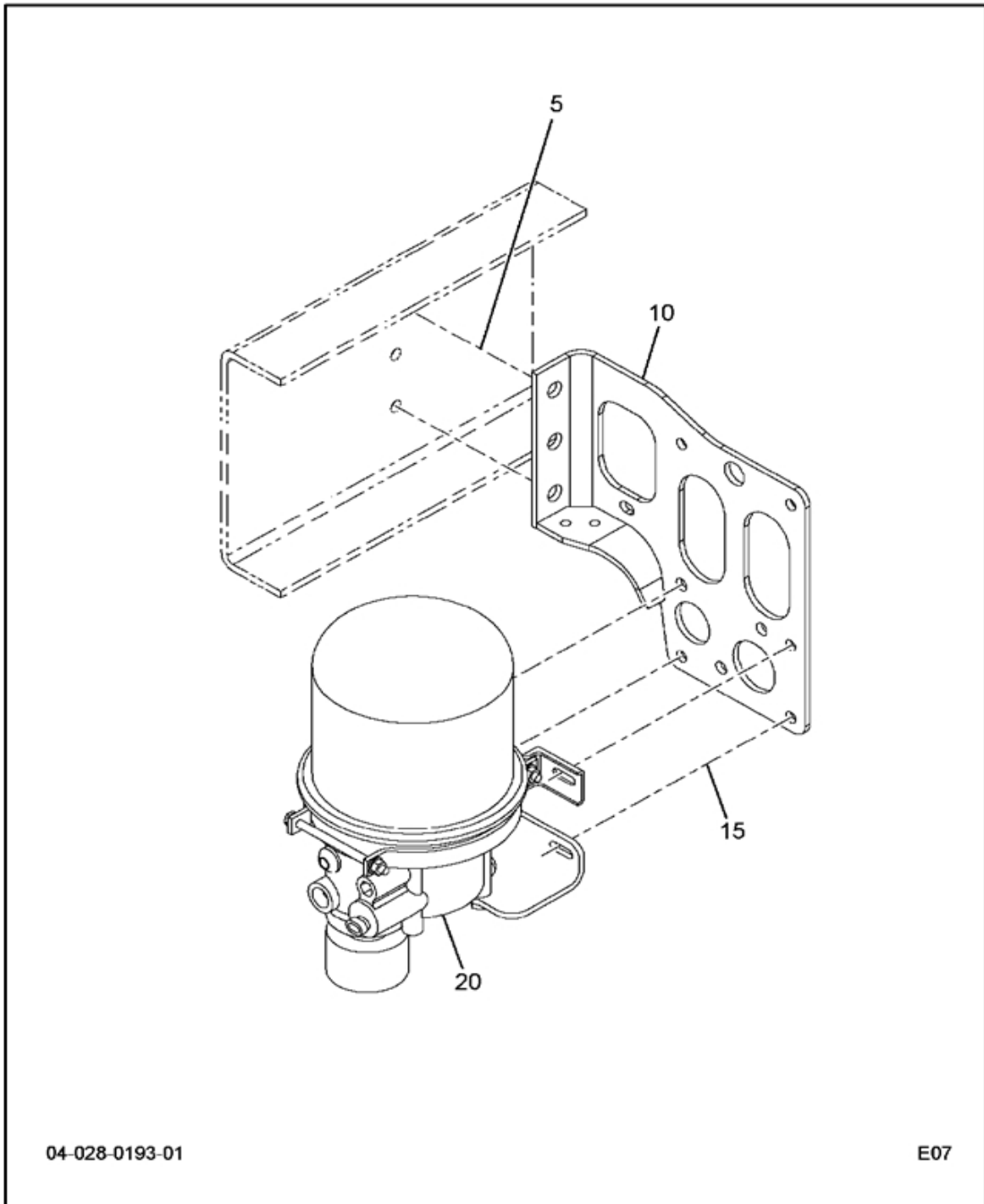
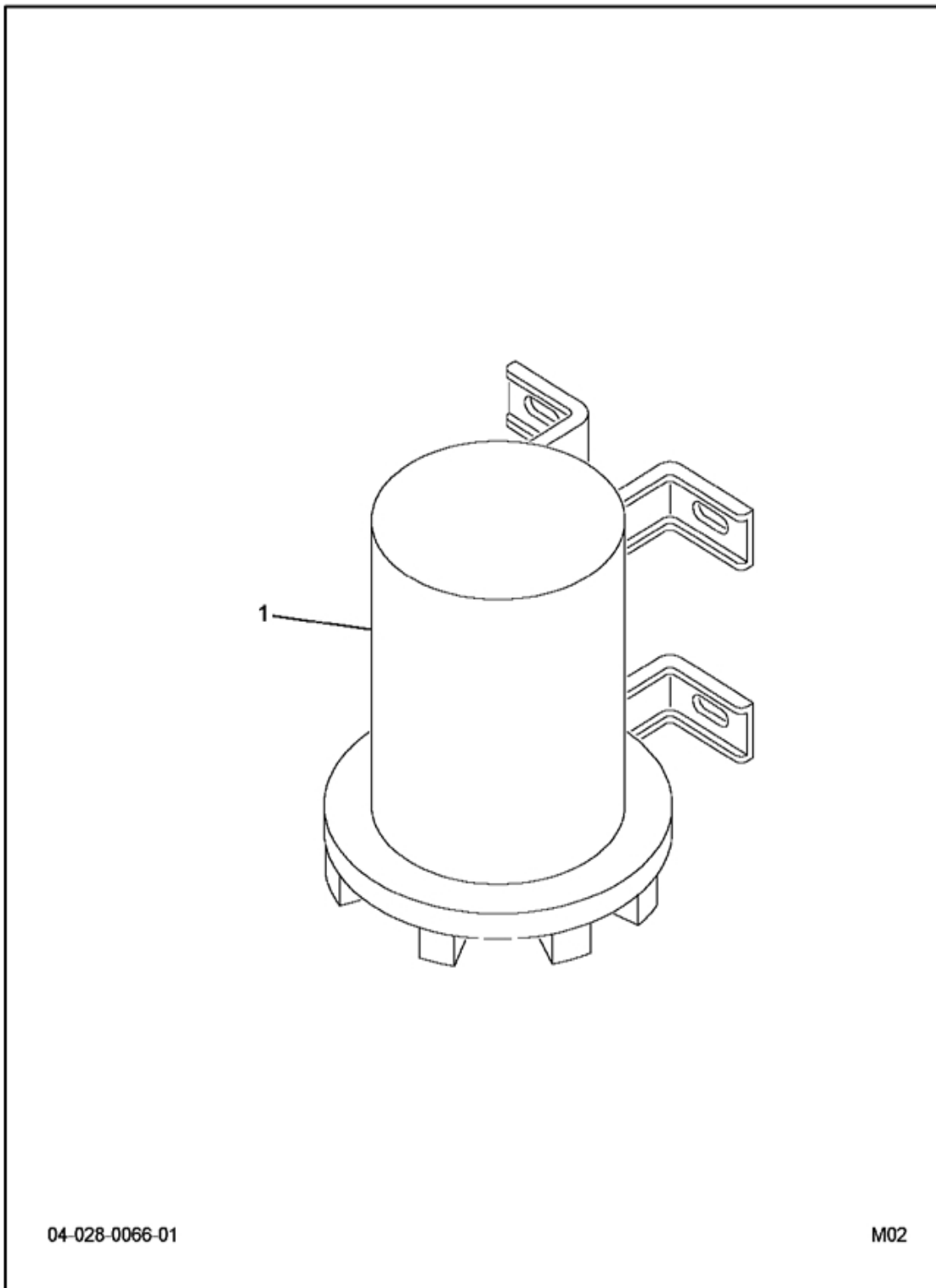


FIG 4-17  
 SS-MRD W/AD-IP AIR DRYER INSIDE LT RAIL W/FBC

Item	Part Number	Qty	Description	Kit	Var	Fig
005	3540873C1	2	BOLT,HEX FLG HD METRIC*M16 X 4		ORF6R	
	3535554C1	2	NUT,HEX METRIC PREV. TORQ*M16		ORF6R	
010	3540418C2	1	BRACKET,AIR*AIR DRYER MOUNTING		ORF6R	
015	3535556C1	4	NUT,HEX METRIC PREV. TORQ*M10		ORF6R	
	40281R1	4	PC 10.9 HEX HD CAP SCREW		ORF6R	
020	2036837C91	1	DRYER,AIR-INTEGRAL PURGE-12V		ORF6R	2036837C91



FIG 4-17.1  
COOLER, AIR DRYER



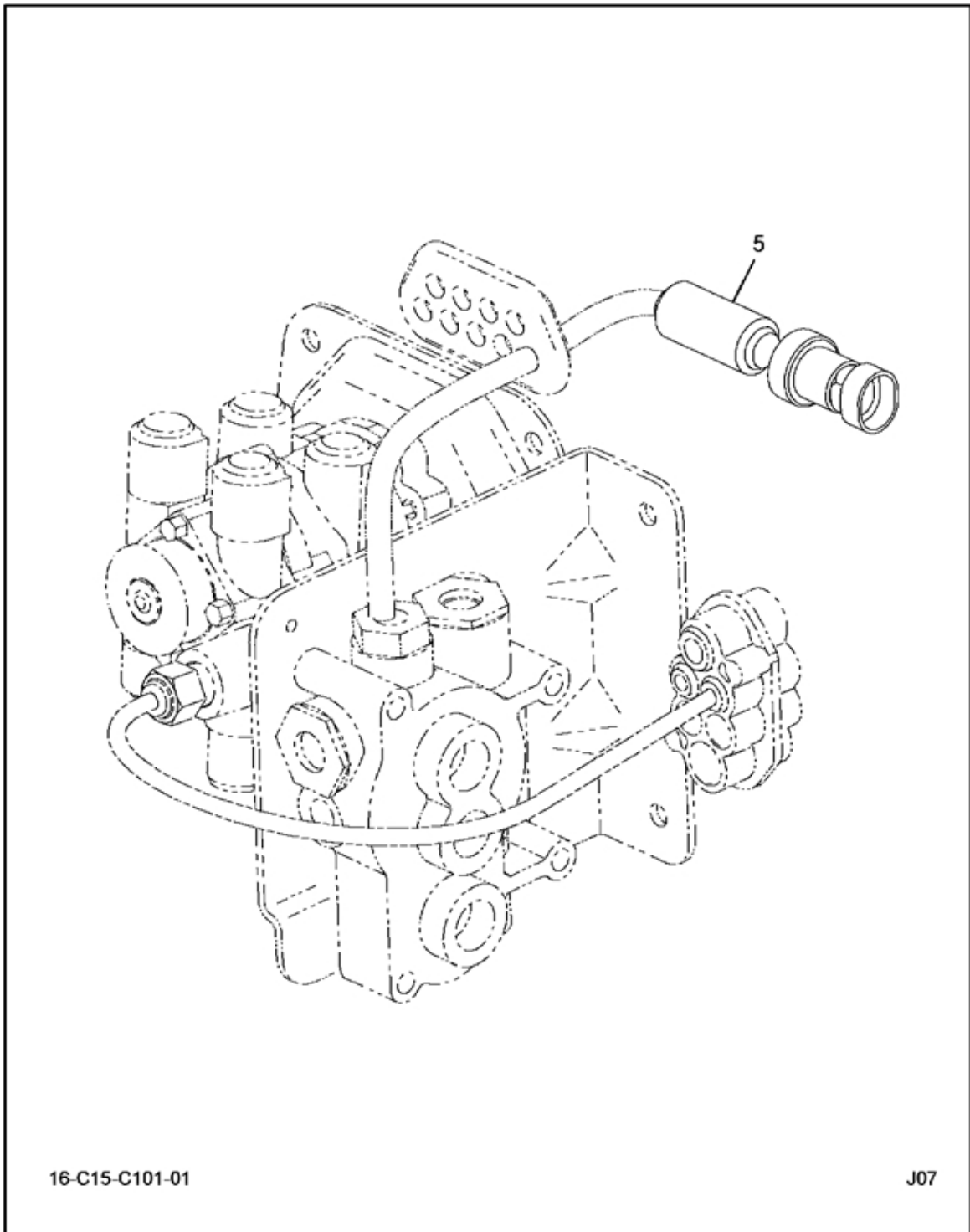
04-028-0066-01

M02

FIG 4-17.1  
COOLER, AIR DRYER

Item	Part Number	Qty	Description	Kit	Var	Fig
001		RF	COOLER, AIR			
	2500518C91	1	FILTER, DESICCANT CARTRIDGE			
	1698770C91	1	HEATER,BK AIR COOLER			
800		RF	NOTE: THE FOLLOWING PARTS ARE NON-ILLUSTRATED			
801	1698769C91	KT	KIT,REPAIR CHECK VALVE			
802	2500478C91	KT	KIT,REPAIR CARTRIDGE BOLT			
803	1698771C91	KT	KIT, BLEED VALVE			
804	2500519C91	KT	KIT, PURGE VALVE			
805	ZAC5001247	KT	KIT,MNT BRKT*AD-IP AIR DRYER			
880		RF	NOTE: ASM BELOW COMPRISED OF ABOVE COMPONENTS			
881	2036837C91	RF	DRYER,AIR-INTEGRAL PURGE-12V			

FIG 4-18  
SWITCH STOP LIGHT



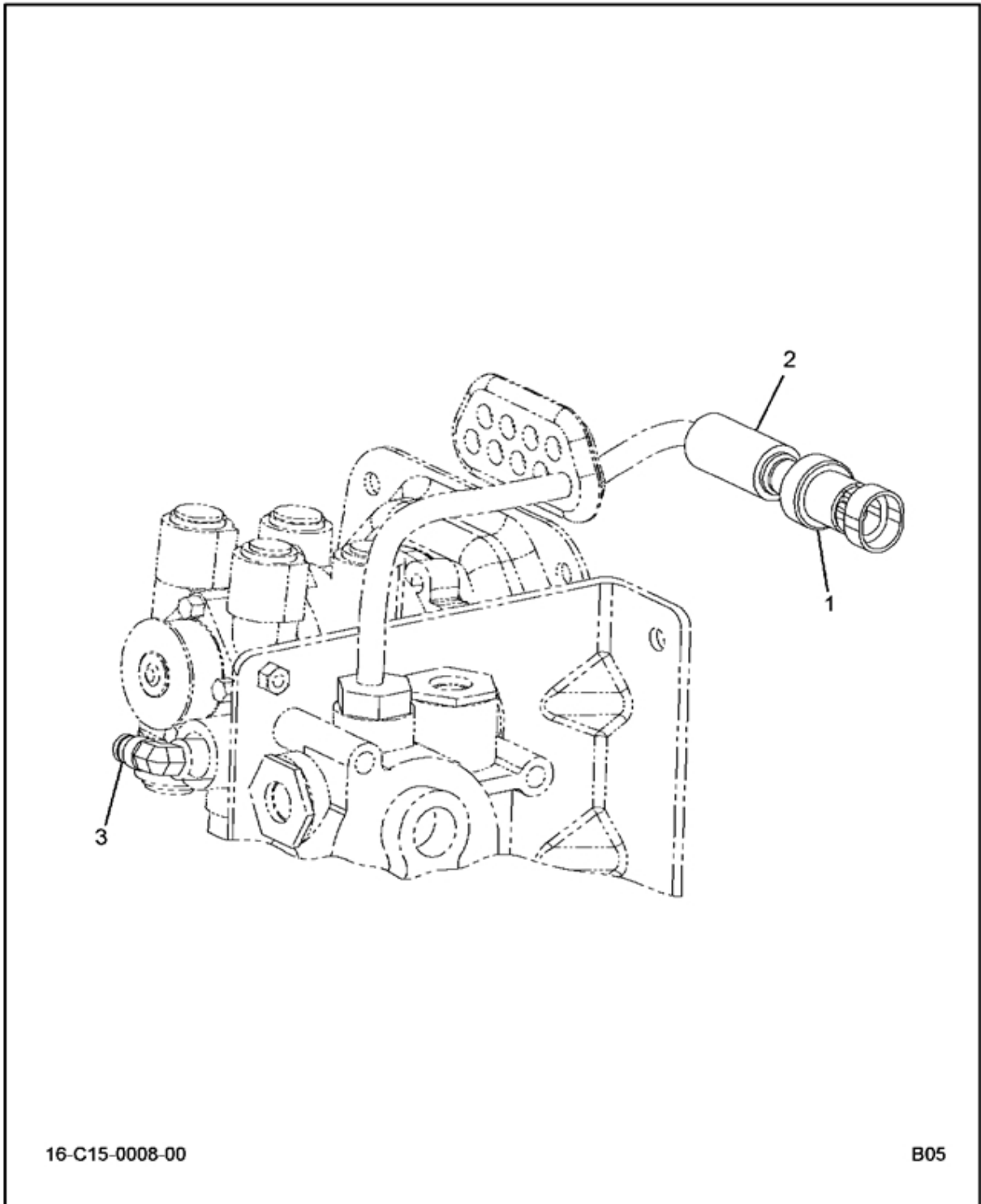
16-C15-C101-01

J07

FIG 4-18  
SWITCH INSTL, STOP LIGHT

Item	Part Number	Qty	Description	Kit	Var	Fig
005	3548795F91	1	SWITCH,STOP LIGHT AIR*		0DT7N	3548795F91

FIG 4-18.1  
SWITCH, STOP LIGHT AIR\*



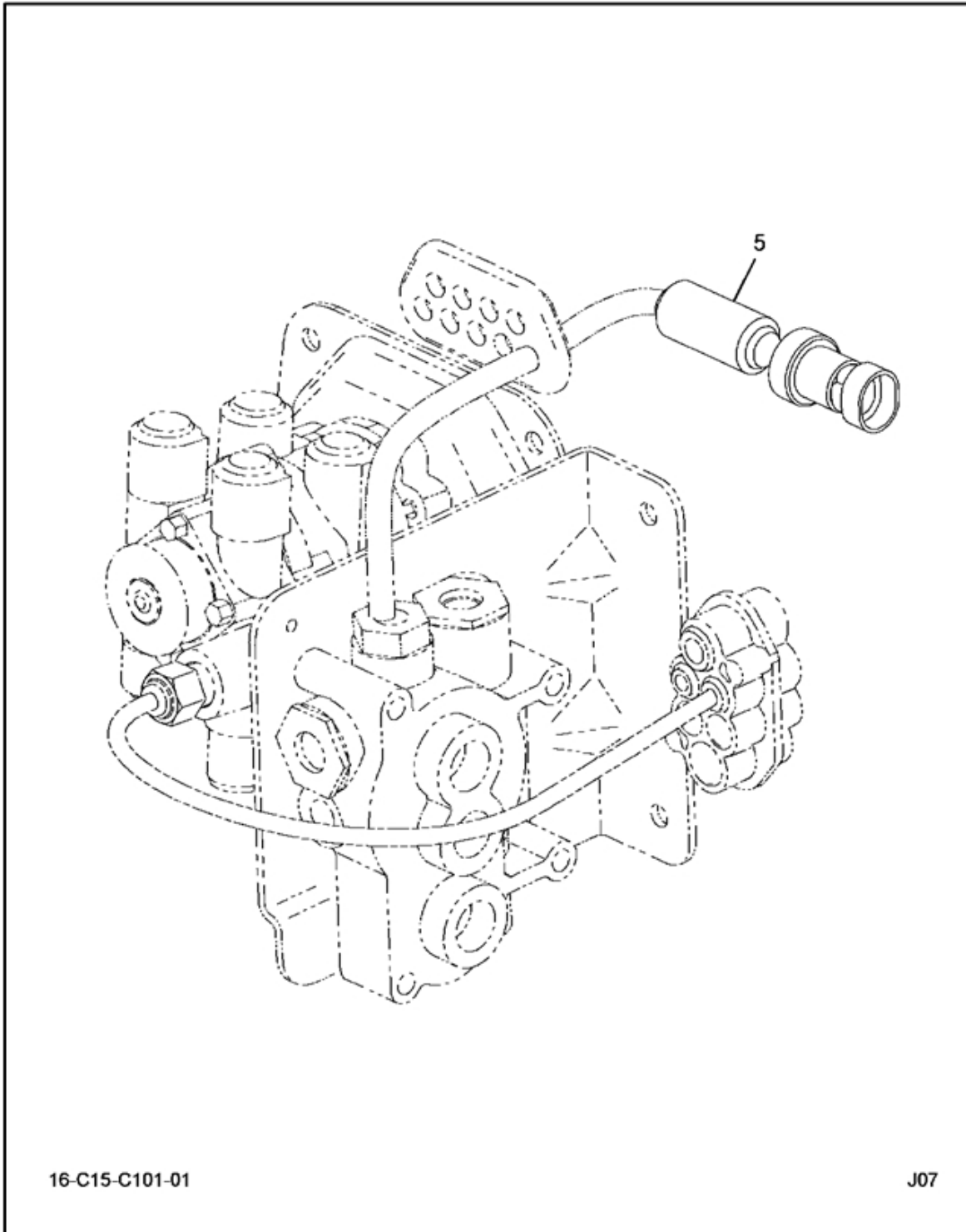
16-C15-0008-00

B05

FIG 4-18.1  
SWITCH,STOP LIGHT AIR\*

Item	Part Number	Qty	Description	Kit	Var	Fig
001		1	SWITCH, PRESSURE - SLS	A		
002	2506201C1	1	UNION, 3/8 QTC*AIR			
003	2506204C1	1	CONNECTOR, 3/8NPT-1/4 QC*90 DEG			
801	2505670C91	KT	KIT, STOP LIGHT SWITCH			2505670C91
		RF	(CONSISTS OF PARTS DENOTED BY A)			
880		RF	NOTE: ASM BELOW COMPRISED OF ABOVE COMPONENTS			
881	3548795F91	RF	SWITCH,STOP LIGHT AIR*			

FIG 4-18.2  
KIT, STOP LIGHT SWITCH



16-C15-C101-01

J07

FIG 4-18.2  
KIT, STOP LIGHT SWITCH

Item	Part Number	Qty	Description	Kit	Var	Fig
001	2505850C1	1	SWITCH, PRESSURE, STOP LIGHT			
800		RF	NOTE: THE FOLLOWING PARTS ARE NON-ILLUSTRATED			
801	2505670C91	RF	MANUAL, INSTRUCTION SHEET			
880		RF	NOTE: ASM BELOW COMPRISED OF ABOVE COMPONENTS			
881		RF	KIT, STOP LIGHT SWITCH			



FIG 4-19  
TRANSMITTER INSTL, REAR CHASSIS

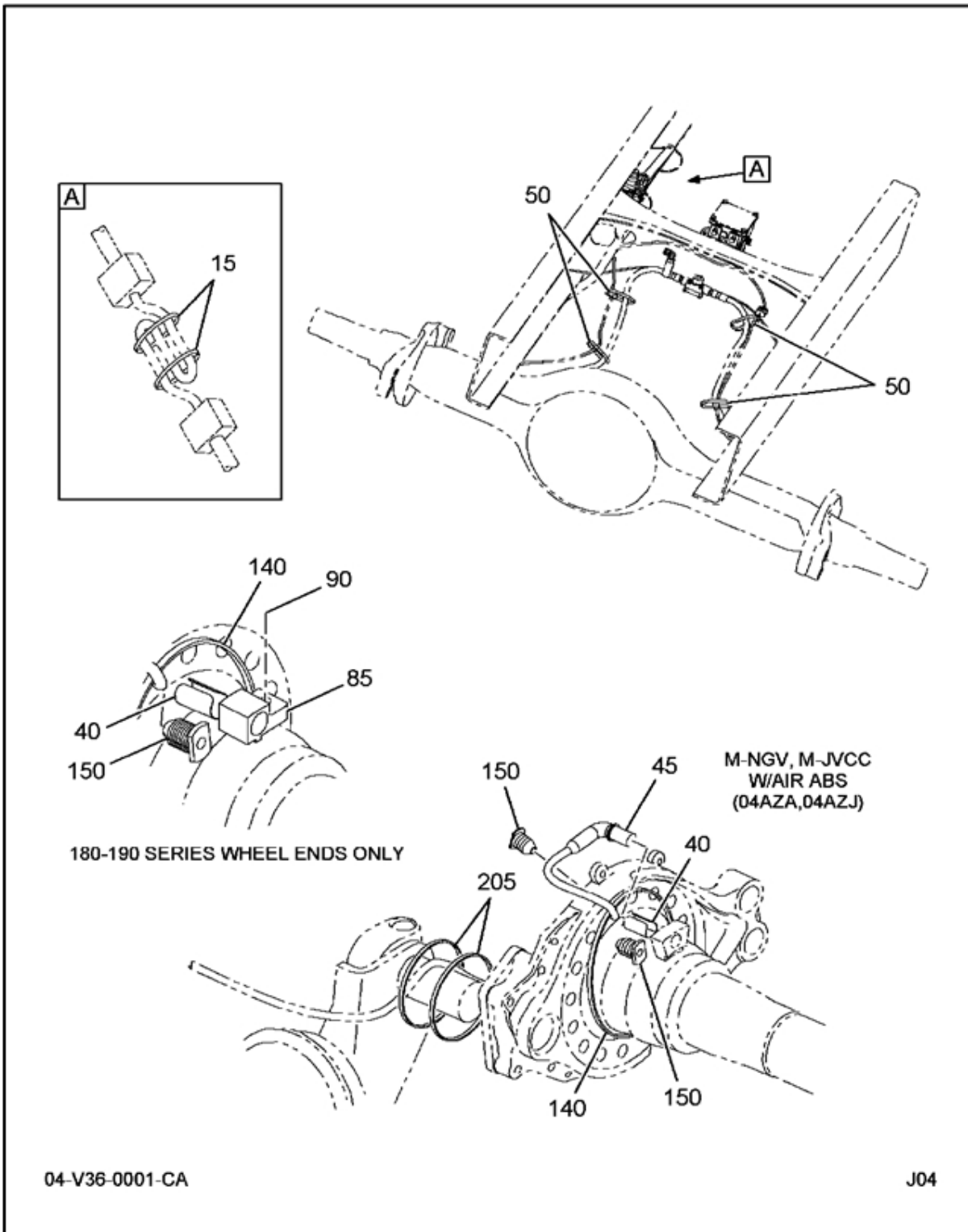


FIG 4-19  
TRANSMITTER INSTL, REAR CHASSIS

Item	Part Number	Qty	Description	Kit	Var	Fig
015	306132C1	12	TIE, PLASTIC		0H9Q1	
040	BX801534	2	RETAINER,WHEEL SPEED SENSOR		0N58F	
045	BX801551	2	TRANSMITTER,SPEED SENSOR WS-24		0N58F	
050	289862C1	8	STRAP		0N58F	
140	386170C1	2	STRAP,CABLE LOCK		0N58F	
150	3541353C1	2	GROMMET,SPECIAL AXL FLG SNSR		0N58F	
205	306132C1	4	TIE, PLASTIC		0N58F	

FIG 4-20  
W/4-WHL TRLR CONN/TOWING & W/GLAD HANDS FRONT AND REAR

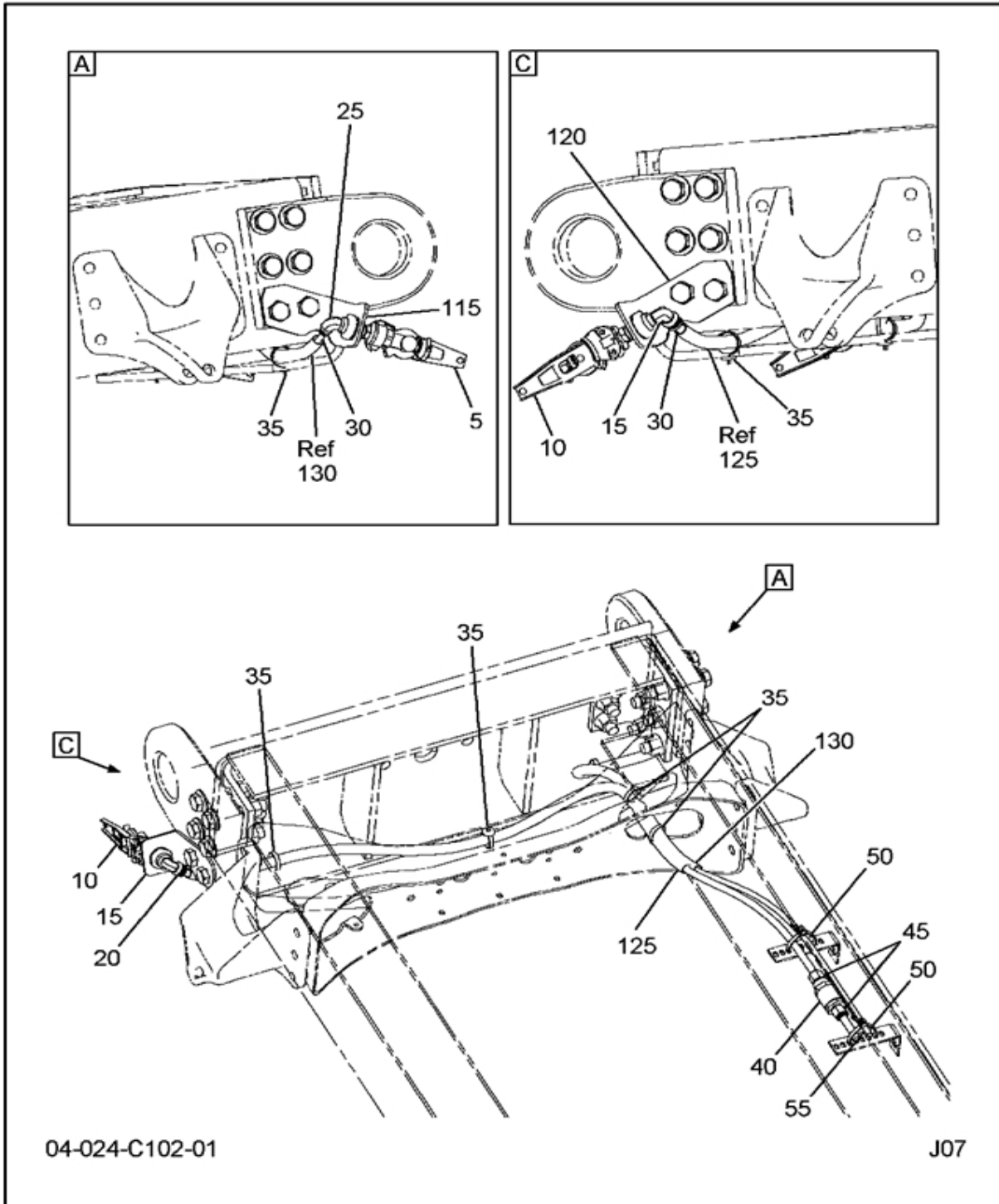


FIG 4-20  
W/4-WHL TRLR CONN/TOWING & W/GLAD HANDS FRONT AND REAR

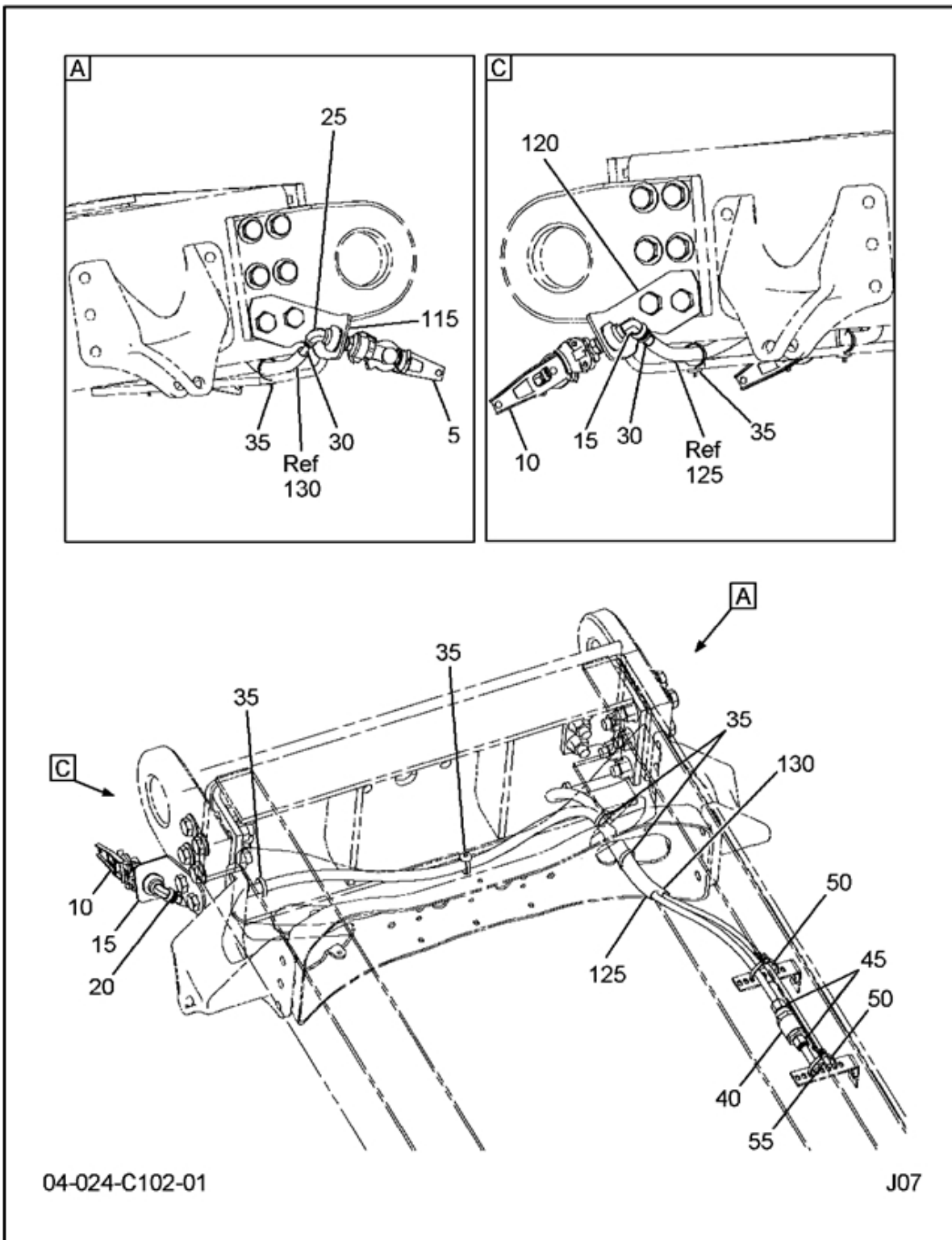
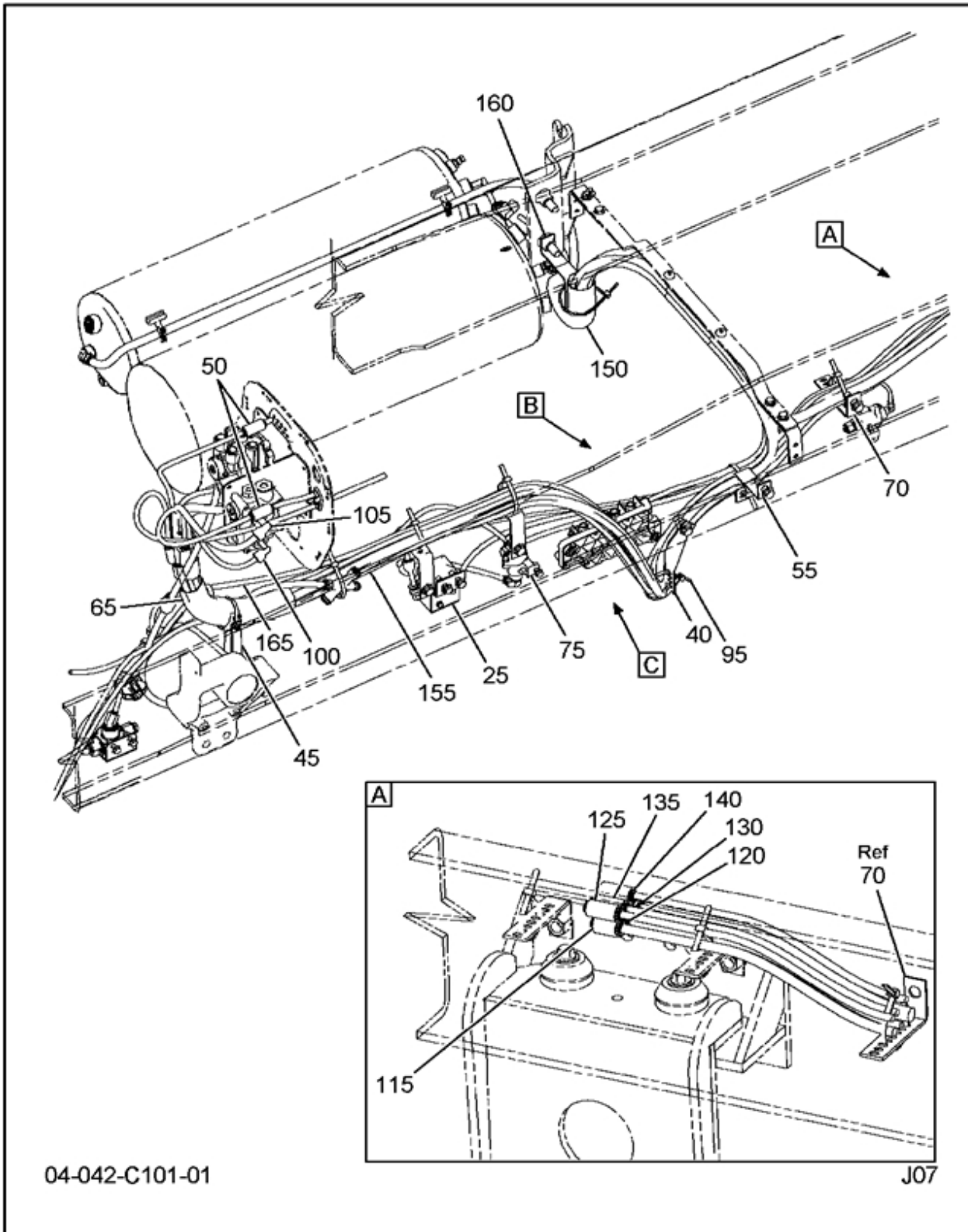


FIG 4-20

W/4-WHL TRLR CONN/TOWING & W/GLAD HANDS FRONT AND REAR

Item	Part Number	Qty	Description	Kit	Var	Fig
005	295460C91	1	COUPLING,AIR BRAKE HOSE		ORLZF	
	444058	1	ELBOW, 1/2-14 PLN AUTO 45D PIP		ORLZF	
	181372R1	1	NUT, 1"		ORLZF	
	138572	1	WASHER, 1"		ORLZF	
	34537H	1	TAG,TRAILER CONN		ORLZF	
	309449C1	1	FITTING, BULKHEAD		ORLZF	
	443992	1	NIPPLE, 1/2 TO 3/8 PLN AUTO PI		ORLZF	
	BX220636N	1	DUMMY COUPLING		ORLZF	
010	309449C1	1	FITTING, BULKHEAD		ORLZF	
	138572	1	WASHER, 1"		ORLZF	
	181372R1	1	NUT, 1"		ORLZF	
	34538H	1	TAG,TRAILER CONN		ORLZF	
	443992	1	NIPPLE, 1/2 TO 3/8 PLN AUTO PI		ORLZF	
	BX220636N	1	DUMMY COUPLING		ORLZF	
	295459C91	1	COUPLING,AIR BRK HOSE		ORLZF	
	444058	1	ELBOW, 1/2-14 PLN AUTO 45D PIP		ORLZF	
015	2017515C1	1	ELBOW,QC*1/2"QCX3/8"MPT 90DEG		ORLZF	
020	417200C3	AR	TUBE,NYLON BULK 1/2 OD BLACK		ORLZF	
025	2017514C1	1	TUBE, 3/8NPT X 3/8		ORLZF	
030	417199C3	AR	TUBE,NYLON BULK 3/8 OD BLACK		ORLZF	
035	3544557C1	3	STRAP,CABLE LOCK*382MM BUTTON		ORLZF	
040	3548736C1	1	VALVE,QUICK RELEASE*IN LINE		ORLZF	
045	2017491C1	2	CONNECTOR,PUSH TO CONNECT*		ORLZF	
050	306132C1	2	TIE, PLASTIC		ORLZF	
055	417200C3	AR	TUBE,NYLON BULK 1/2 OD BLACK		ORLZF	
060	443992	1	NIPPLE, 1/2 TO 3/8 PLN AUTO PI		ORLZF	
	138572	1	WASHER, 1"		ORLZF	
	309449C1	1	FITTING, BULKHEAD		ORLZF	
	34538H	1	TAG,TRAILER CONN		ORLZF	
	181372R1	1	NUT, 1"		ORLZF	
	295459C91	1	COUPLING,AIR BRK HOSE		ORLZF	
	140895H	1	COUPLING,DUMMY,W/CHAIN		ORLZF	
065	140895H	1	COUPLING,DUMMY,W/CHAIN		ORLZF	
	181372R1	1	NUT, 1"		ORLZF	
	295460C91	1	COUPLING,AIR BRAKE HOSE		ORLZF	
	309449C1	1	FITTING, BULKHEAD		ORLZF	
	443992	1	NIPPLE, 1/2 TO 3/8 PLN AUTO PI		ORLZF	
	138572	1	WASHER, 1"		ORLZF	
	34537H	1	TAG,TRAILER CONN		ORLZF	
070	3819945C1	1	SUPPORT,BRACKET		ORLZF	
075	3819946C1	1	SUPPORT,BRACKET		ORLZF	
080	3507067C1	1	ELBOW,SNAP TO CONNECT 3/8X 3/8		ORLZF	
085	2017514C1	1	TUBE, 3/8NPT X 3/8		ORLZF	
090	3544557C1	2	STRAP,CABLE LOCK*382MM BUTTON		ORLZF	
095	417199C3	AR	TUBE,NYLON BULK 3/8 OD BLACK		ORLZF	
100	417199C3	AR	TUBE,NYLON BULK 3/8 OD BLACK		ORLZF	
105	2015727C1	1	TEE,QC AIR TUBE 3/8FX3/8F/3/8F		ORLZF	
110	417199C3	AR	TUBE,NYLON BULK 3/8 OD BLACK		ORLZF	
115	3821066C1	1	SUPPORT,REAR GLAD HAND BRKT		ORLZF	
120	3821067C1	1	SUPPORT,REAR GLAD HAND BRKT		ORLZF	
125	3577746C1	AR	INSULATOR,HOSE .750" ID TO BE*		ORLZF	
130	3577746C1	AR	INSULATOR,HOSE .750" ID TO BE*		ORLZF	
135	449632C1	AR	CONDUIT,CABLE 50'ROLL 13MM ID		ORLZF	
140	449632C1	AR	CONDUIT,CABLE 50'ROLL 13MM ID		ORLZF	

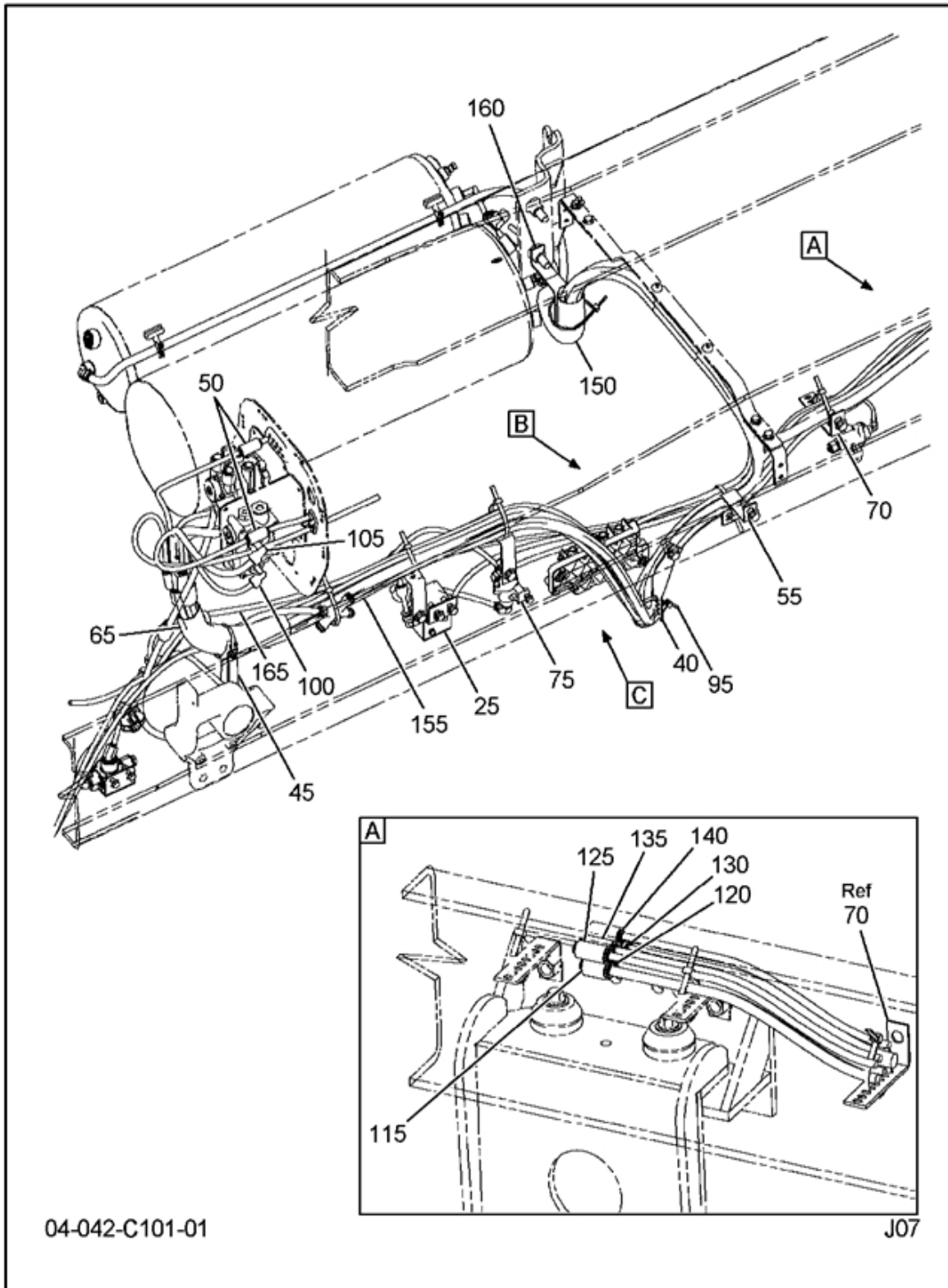
FIG 4-21  
W/RSM UNCAB AIR TANKS NGV-SS-MRD



04-042-C101-01

J07

FIG 4-21  
W/RSM UNCAB AIR TANKS NGV-SS-MRD



04-042-C101-01

J07

FIG 4-21  
W/RSM UNCAB AIR TANKS NGV-SS-MRD

Item	Part Number	Qty	Description	Kit	Var	Fig
005	2015727C1	1	TEE,QC AIR TUBE 3/8FX3/8F/3/8F		ORJB4	
010	417199C3	AR	TUBE,NYLON BULK 3/8 OD BLACK		ORJB4	
015	3821214C91	1	HARNESS,NYLON TUBE ASSY		ORJB4	
020	306132C1	2	TIE, PLASTIC		ORJB4	
025	31052R1	2	BOLT, M6 X 70 PHC CL 8.8 FLG/H		ORJB4	
	3507066C1	1	ELBOW,SNAP TO CONNECT 3/8X 1/4		ORJB4	
	3819833C1	1	SUPPORT, PPV		ORJB4	
	40233R1	2	NUT,HEX FLG METRIC*M6,CLASS 10		ORJB4	
			FITTING, ELBOW QUICK CONNECT 1/4" NPT X 3/8		ORJB4	
	3535556C1	2	NUT,HEX METRIC PREV. TORQ*M10		ORJB4	
	3551579C1	2	BOLT,HEX FLG HD METRIC*HVY, M1		ORJB4	
	2036432C91	1	VALVE,RESERVIOR CONTROL PR-3		ORJB4	
035	3535859C1	2	NUT,HEX METRIC PREV. TORQ*M12		ORJB4	
	3535858C1	2	BOLT,HEX FLG HD METRIC*M12-1.7		ORJB4	
	306132C1	2	TIE, PLASTIC		ORJB4	
	3546359C1	2	EXTENSION,CLIP*		ORJB4	
040	3535859C1	1	NUT,HEX METRIC PREV. TORQ*M12		ORJB4	
	3535858C1	1	BOLT,HEX FLG HD METRIC*M12-1.7		ORJB4	
	306132C1	1	TIE, PLASTIC		ORJB4	
	3551192C1	1	EXTENSION,CLIP*		ORJB4	
045	3589105C1	1	EXTENSION,CLIP*90 DEG		ORJB4	
	3561048C1	1	BOLT,HH FLG HD M8 X 30 METRIC		ORJB4	
	3544379C1	1	NUT,HEX FLG M8 METRIC		ORJB4	
050	2017507C1	2	COUPLING,PTC 3/8 QC		ORJB4	
055	3567391C1	1	EXTENSION,CLIP*SLOTTED LADDER-		ORJB4	
	306132C1	1	TIE, PLASTIC		ORJB4	
	3535858C1	1	BOLT,HEX FLG HD METRIC*M12-1.7		ORJB4	
	3535859C1	1	NUT,HEX METRIC PREV. TORQ*M12		ORJB4	
060	2028986C1	1	TEE,PUSH TO CONNECT*		ORJB4	
065	2041341C1	1	STANDOFF, STRAP		ORJB4	
	2643669R1	AR	LOOM,CABLE		ORJB4	
	3544378C1	1	NUT,HEX METRIC PREV. TORQ*M6 H		ORJB4	
	306132C1	2	TIE, PLASTIC		ORJB4	
	931585R1	1	BOLT, M6 X 15 CLASS 10.9		ORJB4	
070	3535859C1	1	NUT,HEX METRIC PREV. TORQ*M12		ORJB4	
	3535858C1	1	BOLT,HEX FLG HD METRIC*M12-1.7		ORJB4	
	2034206C1	1	EXTENSION,CLIP		ORJB4	
	306132C1	1	TIE, PLASTIC		ORJB4	
075	BX278614N	1	DBL CHECK VALVE		ORJB4	
	3544379C1	1	NUT,HEX FLG M8 METRIC		ORJB4	
	40249R1	1	BOLT,HEX FLG HD METRIC		ORJB4	
080	417199C3	AR	TUBE,NYLON BULK 3/8 OD BLACK		ORJB4	
085	3507067C1	1	ELBOW,SNAP TO CONNECT 3/8X 3/8		ORJB4	
090	2017514C1	2	ELBOW,PUSH TO CONNECT,3/8" NPT X 3/8 TUBE		ORJB4	
095	3544557C1	1	STRAP,CABLE LOCK*382MM BUTTON		ORJB4	
100	2024446C1	1	ELBOW,QC*90D 3/8TUBE X 3/8STEM		ORJB4	
105	2024448C1	1	ELBOW,PTC 1/2 X 1/2		ORJB4	
110	2024458C1	1	TEE,QC 3/8FX3/8FX3/8M STEM		ORJB4	
115	3522522C1	1	COUPLING,PUSH TO CONNECT*		ORJB4	
120	2017507C1	1	COUPLING,PTC 3/8 QC		ORJB4	
125	2017507C1	1	COUPLING,PTC 3/8 QC		ORJB4	
130	3522524C1	1	COUPLING,PUSH TO CONNECT*		ORJB4	
135	2017507C1	1	COUPLING,PTC 3/8 QC		ORJB4	



FIG 4-21  
W/RSM UNCAB AIR TANKS NGV-SS-MRD

Item	Part Number	Qty	Description	Kit	Var	Fig
140	2017507C1	1	COUPLING,PTC 3/8 QC		ORJB4	
145	417199C3	AR	TUBE,NYLON BULK 3/8 OD BLACK		ORJB4	
150	3563266C1	1	INSULATOR,HEAT SHIELD*		ORJB4	
	306132C1	2	TIE, PLASTIC		ORJB4	
155	3819868C91	1	HARNESS,NYLON TUBE ASSY		ORJB4	
160	3567391C1	1	EXTENSION,CLIP*SLOTTED LADDER-		ORJB4	
165	417199C3	AR	TUBE,NYLON BULK 3/8 OD BLACK		ORJB4	
170	417196C3	AR	TUBE,NYLON BULK 1/4 OD BLACK		ORJB4	
175	417200C3	AR	TUBE,NYLON BULK 1/2 OD BLACK		ORJB4	
180	417200C3	AR	TUBE,NYLON BULK 1/2 OD BLACK		ORJB4	

Group 05  
Steering Gear

FIG 5-1  
HOUSING ASM, STEERING COLUMN

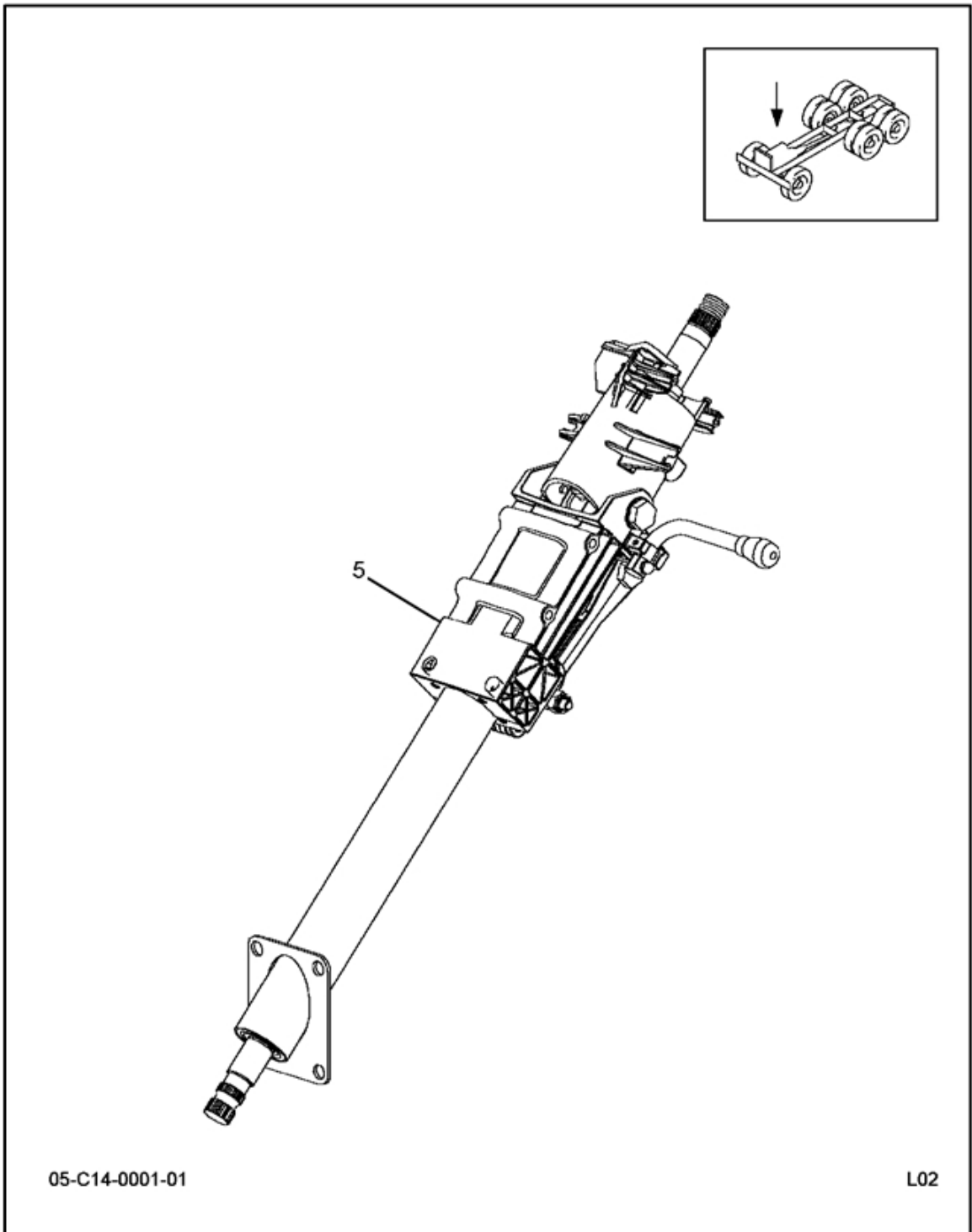


FIG 5-1  
HOUSING ASM, STEERING COLUMN

Item	Part Number	Qty	Description	Kit	Var	Fig
005	3562717F93	1	MM DRVR CONT TLT COLM W/TC-7		OKR02	

FIG 5-2  
SS-MRD WITH M100 OR M100/M80 GEARS

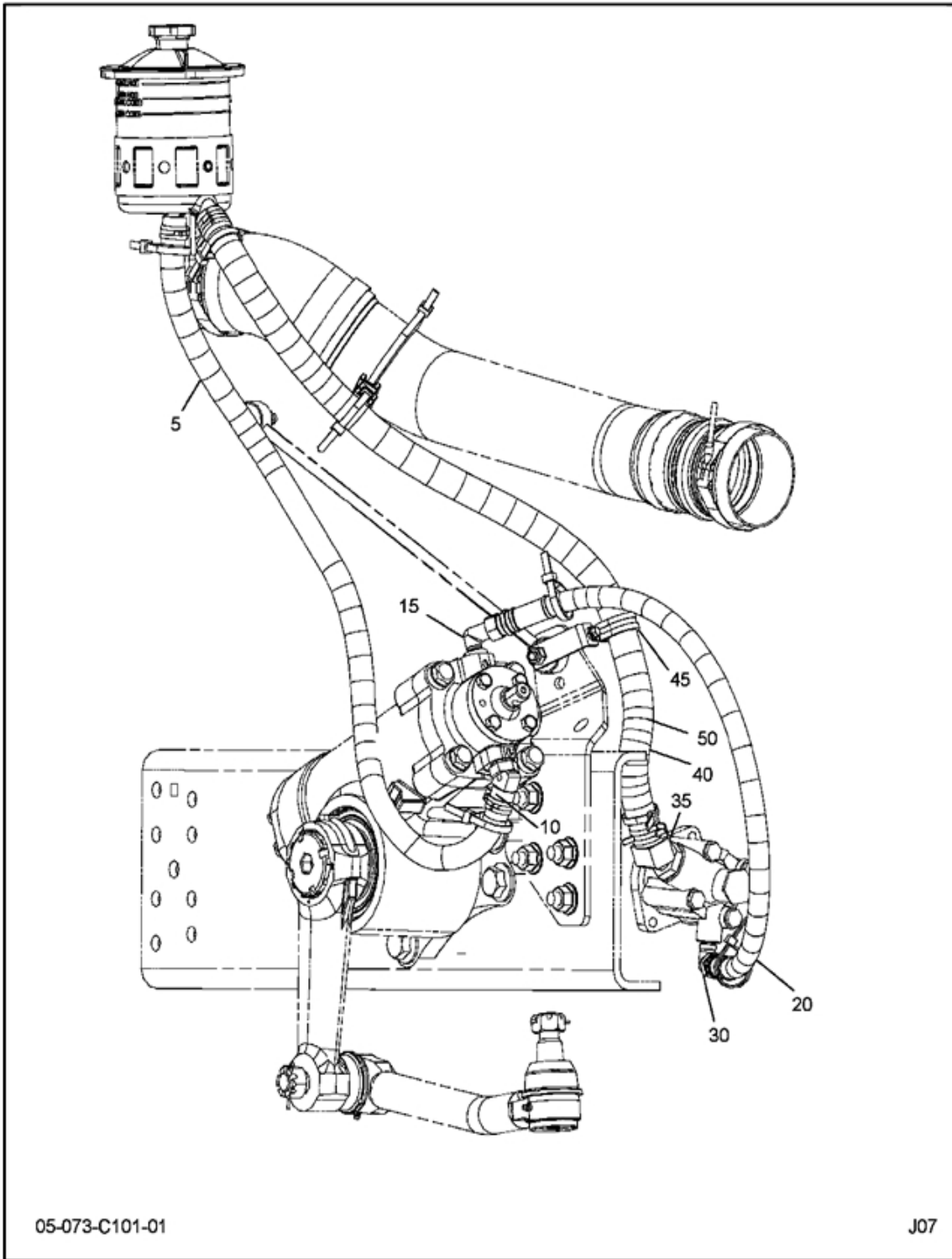


FIG 5-2  
SS-MRD WITH M100 OR M100/M80 GEARS

Item	Part Number	Qty	Description	Kit	Var	Fig
005	3817548C1	1	HOSE,POWER STRG HOSE		OR41B	
	584067C1	AR	CONDUIT,CABLE ELEC 1-1/4		OR41B	
	306132C1	2	TIE, PLASTIC		OR41B	
	3576742C1	2	CLAMP,HEAT EXCHANGER*MUBEA 29		OR41B	
010	3593045C91	1	ELBOW,PIPE*45DEG ELBOW, 3/4" H		OR41B	3593045C91
015	3590828C91	1	ELBOW,PIPE*ELBOW,90 DEG 3/4-16		OR41B	3590828C91
020	3598830C2	1	HOSE,ASSY POWER STRG 35"		OR41B	
	450017C1	AR	CONDUIT,CABLE ELECTRICAL 1"ID		OR41B	
030	3590828C91	1	ELBOW,PIPE*ELBOW,90 DEG 3/4-16		OR41B	3590828C91
035	3593042C91	1	ELBOW,PIPE*45DEG ELBOW, 1" HOS		OR41B	3593042C91
040	3607027C1	2	CLAMP,HEAT EXCHANGER, MUBEA 36		OR41B	
	L2643623	AR	HOSE,LOW PRESSURE 1" I.D.		OR41B	
045	306132C1	2	TIE, PLASTIC		OR41B	
	3804604C1	1	GUIDE,BRK HOSE & CABLE SPACER		OR41B	
050	3804604C1	1	GUIDE,BRK HOSE & CABLE SPACER		OR41B	
	2644081R1	AR	CONDUIT,CABLE 1.495IDX1.72		OR41B	
	306132C1	4	TIE, PLASTIC		OR41B	

FIG 5-2.1  
ELBOW, PIPE 45

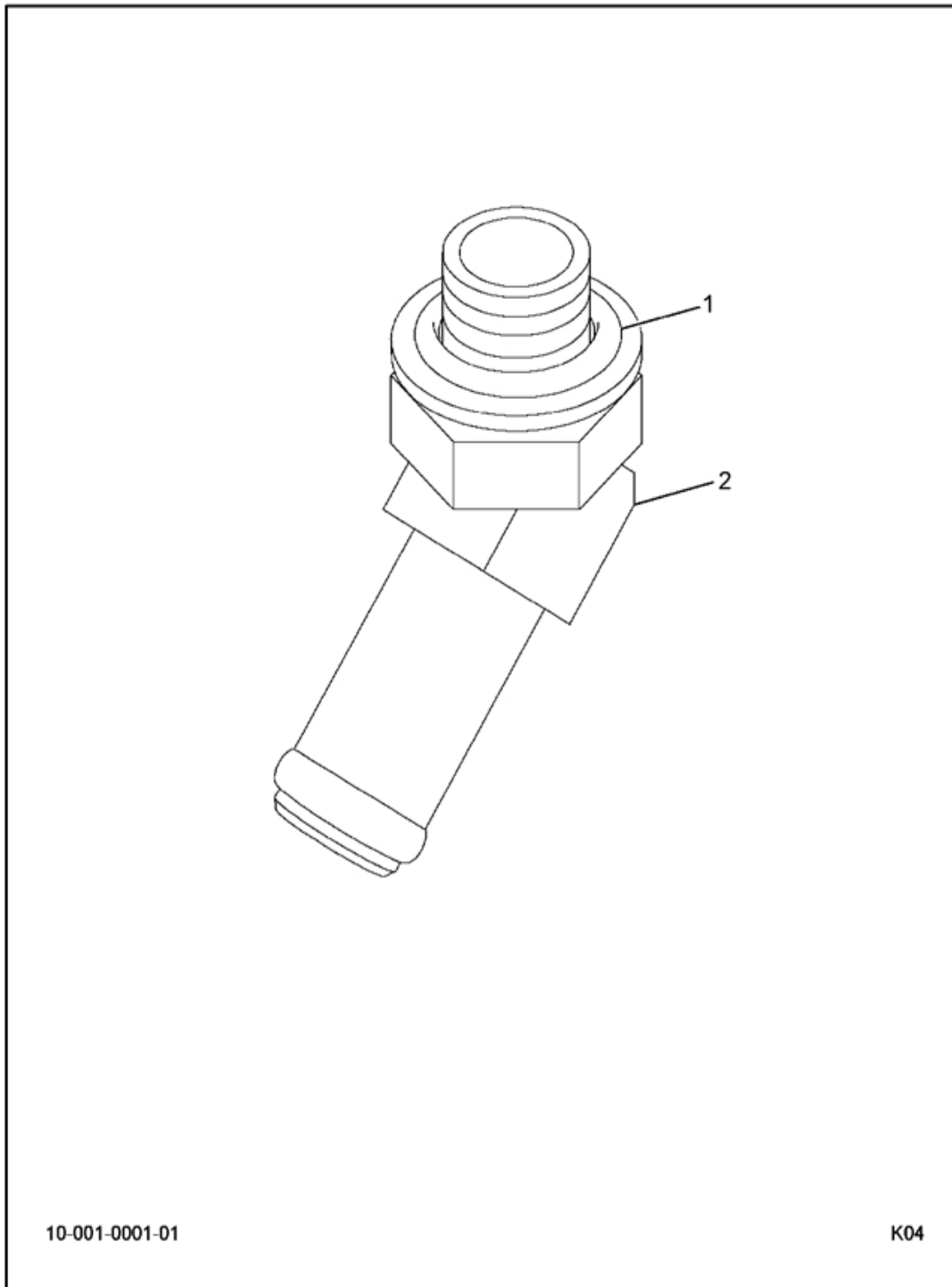


FIG 5-2.1  
ELBOW, PIPE 45

Item	Part Number	Qty	Description	Kit	Var	Fig
001	876106C1	1	RING, 0 1/2" OD TUBE CLASS 8			
002	3541265C1	1	ELBOW, PIPE*3/4 ID, 3/4-16, 45			
880		RF	NOTE: ASM BELOW COMPRISED OF ABOVE COMPONENTS			
881	3593045C91	RF	ELBOW, PIPE 45			



FIG 5-2.2  
ELBOW, PIPE

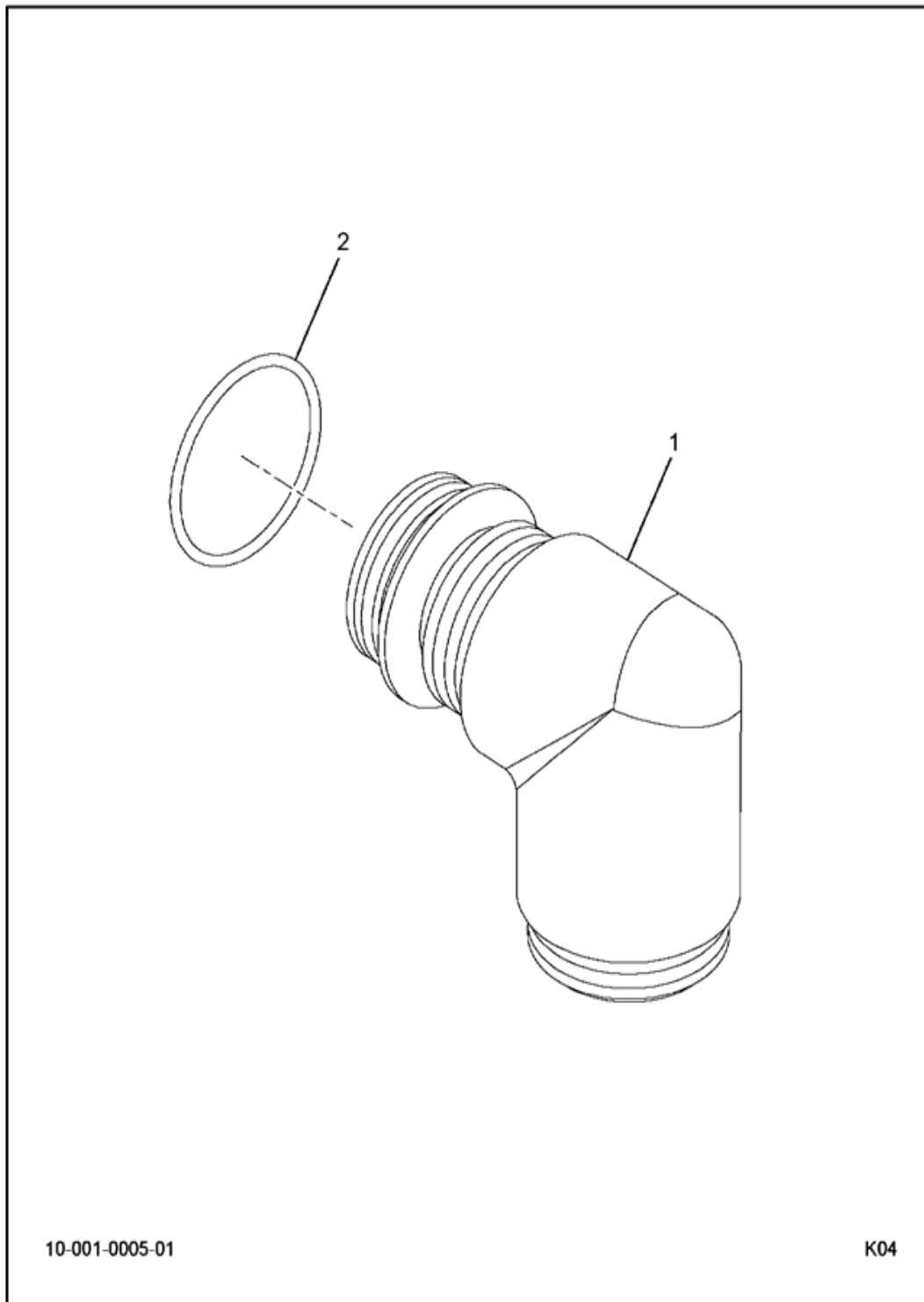
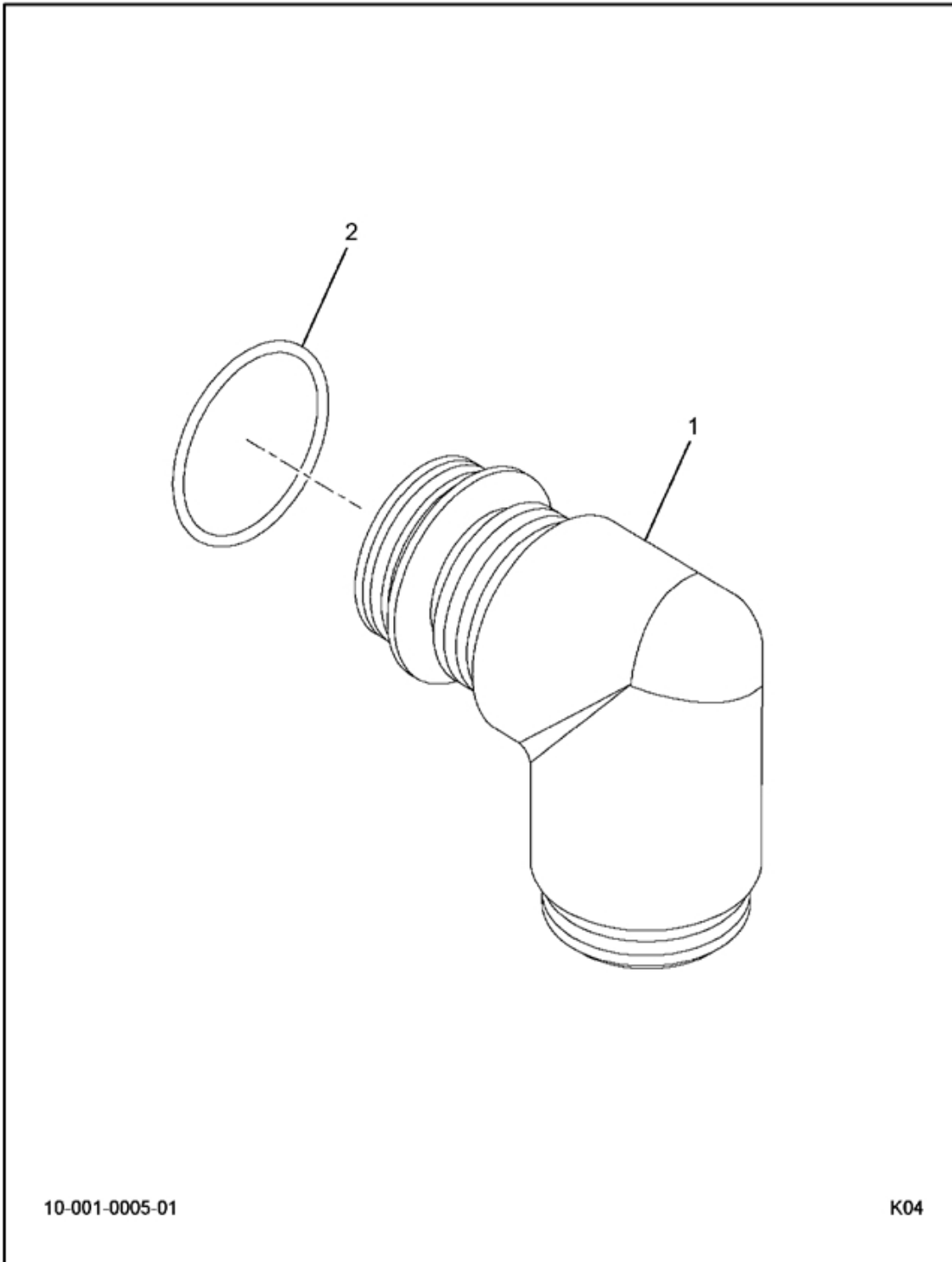


FIG 5-2.2  
ELBOW, PIPE

Item	Part Number	Qty	Description	Kit	Var	Fig
001	9410977	1	ELBOW, PIPE 1/2 TUBE 3/4-16 37 DEGREE			
002	876106C1	1	RING, O 1/2" OD TUBE CLASS 8			
880		RF	NOTE: ASM BELOW COMPRISED OF ABOVE COMPONENTS			
881	3590828C91	RF	ELBOW ASSEMBLY, PIPE, 45 DEGREE 3/4 HOSE NIPPLE			

FIG 5-2.3  
ELBOW, PIPE



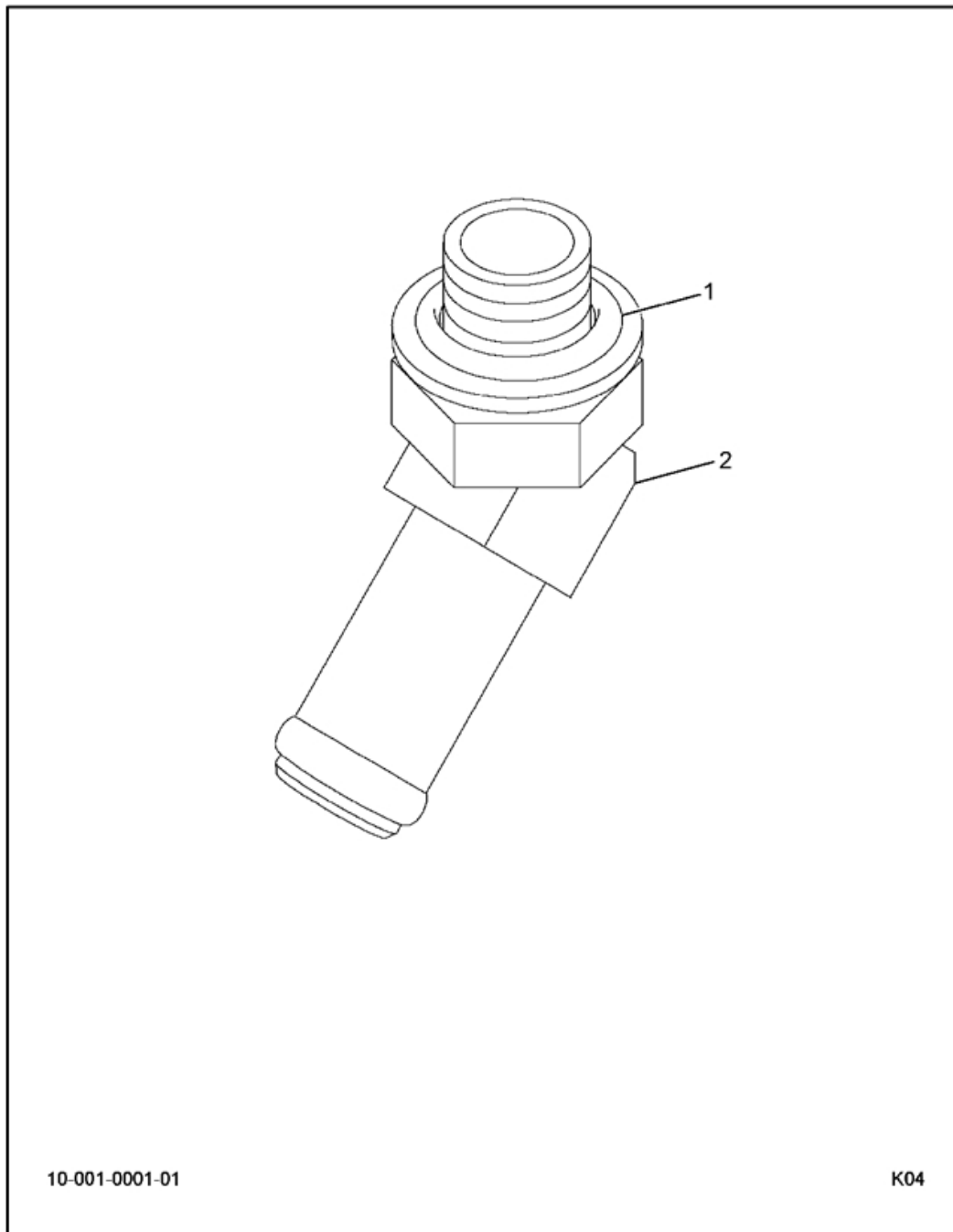
10-001-0005-01

K04

FIG 5-2.3  
ELBOW, PIPE

Item	Part Number	Qty	Description	Kit	Var	Fig
001	9410977	1	ELBOW, PIPE 1/2 TUBE 3/4-16 37 DEGREE			
002	876106C1	1	RING, O 1/2" OD TUBE CLASS 8			
880		RF	NOTE: ASM BELOW COMPRISED OF ABOVE COMPONENTS			
881	3590828C91	RF	ELBOW ASSEMBLY, PIPE, 45 DEGREE 3/4 HOSE NIPPLE			

FIG 5-2.4  
ELBOW, PIPE 45 DEG



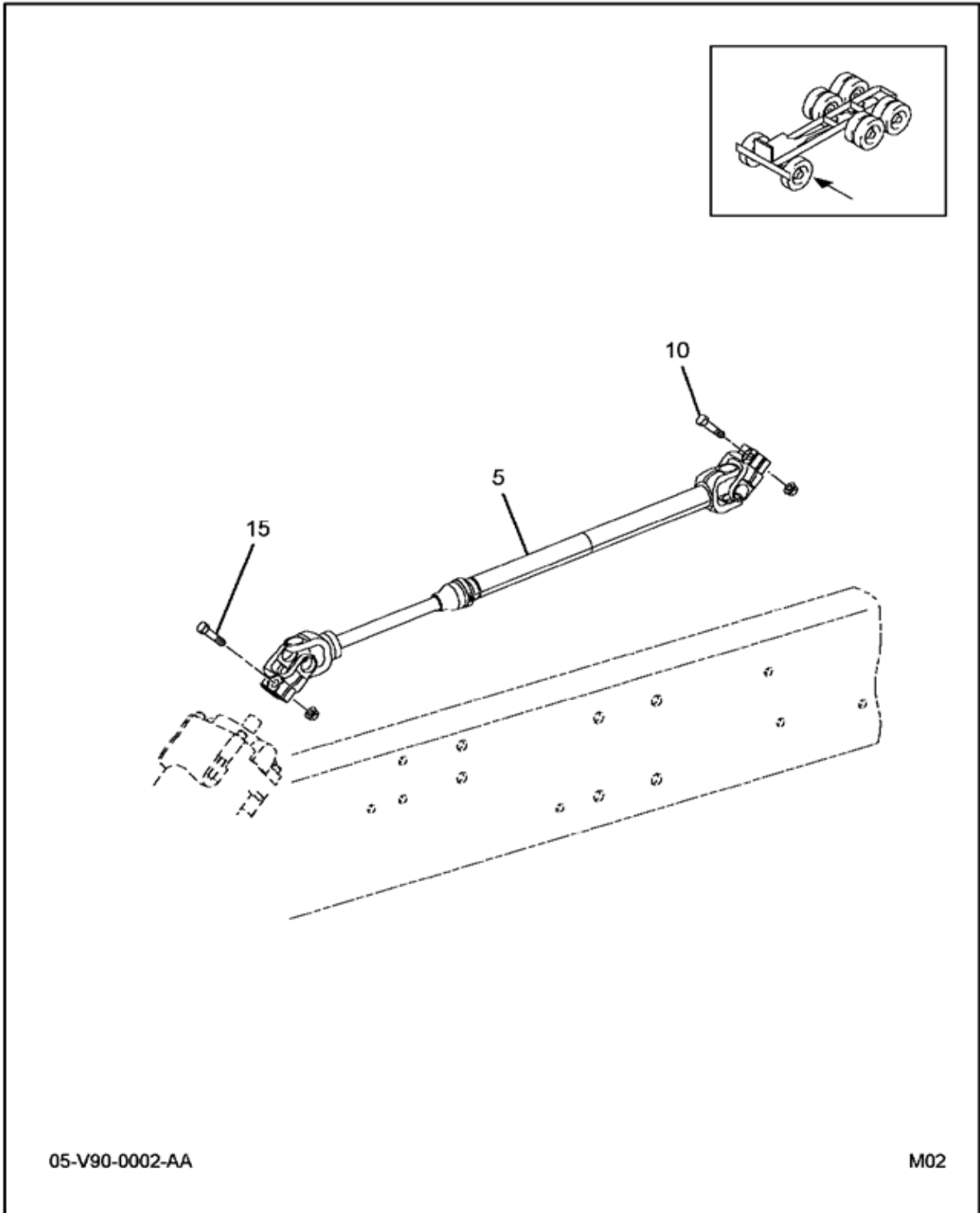
10-001-0001-01

K04

FIG 5-2.4  
ELBOW, PIPE 45 DEG

Item	Part Number	Qty	Description	Kit	Var	Fig
001	876108C1	1	RING, 0 1-1/16-12 *STD			
002	2025773C1	1	ELBOW,PIPE 45 DEG			
880		RF	NOTE: ASM BELOW COMPRISED OF ABOVE COMPONENTS			
881	3593042C91	RF	ELBOW,PIPE*45DEG ELBOW, 1" HOS			

FIG 5-3  
STEERING SHAFT & MTG, INTERMEDIATE



05-V90-0002-AA

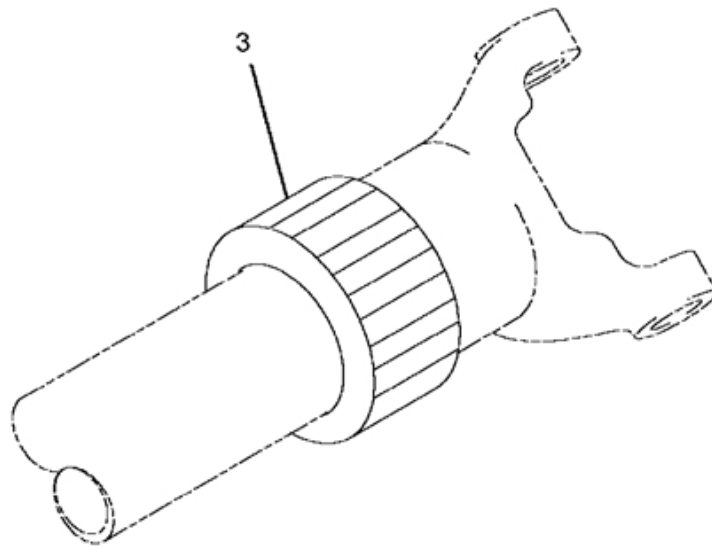
M02

FIG 5-3  
STEERING SHAFT & MTG, INTERMEDIATE

Item	Part Number	Qty	Description	Kit	Var	Fig
005	3549807C92	1	SHAFT,STEERING		07NTQ	3549807C92
010	3535854C1	1	BOLT,SPECIAL*7/16-20 12-PT TOR		07NTQ	
	26272R1	1	WASHER,LOCK .469X.922X .105 PH		07NTQ	
	273896	1	NUT, 7/16-NF PHC P/T LOCK TYPE		07NTQ	
015	3535854C1	1	BOLT,SPECIAL*7/16-20 12-PT TOR		07NTQ	
	273896	1	NUT, 7/16-NF PHC P/T LOCK TYPE		07NTQ	
	26272R1	1	WASHER,LOCK .469X.922X .105 PH		07NTQ	



FIG 5-3.1  
SHAFT, STEERING



05-V90-0001-00

D04

FIG 5-3.1  
SHAFT, STEERING

Item	Part Number	Qty	Description	Kit	Var	Fig
003	2506823C91	1	SEAL,STEER SHAFT*DUST CAP ASSY			
800		RF	NOTE: THE FOLLOWING PARTS ARE NON-ILLUSTRATED			
801	2506821C91	KT	KIT,END YOKE			
802	2506822C91	KT	KIT,END YOKE			
803	447797C91	KT	KIT,U JOINT STRG GEAR			
880		RF	NOTE: ASM BELOW COMPRISED OF ABOVE COMPONENTS			
881	3549807C92	RF	SHAFT,STEERING			

FIG 5-4  
STEERING WHEEL MTG, W/PAD HORN

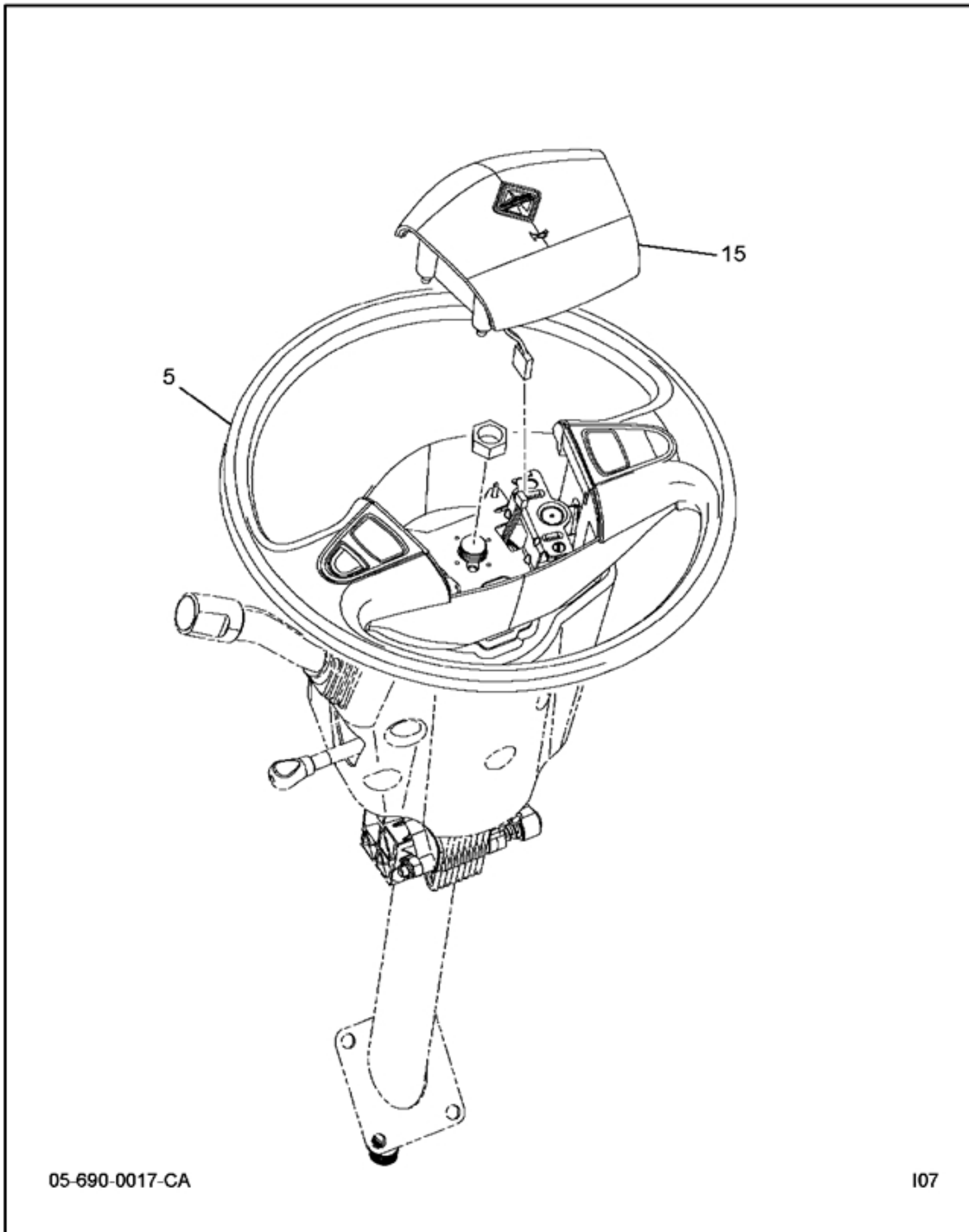


FIG 5-4  
STEERING WHEEL MTG, W/PAD HORN

Item	Part Number	Qty	Description	Kit	Var	Fig
005	3546228C92	1	WHEEL,STEERING 18 IN, W/CRUISE		0GPFZ	3546228C92
015	3541530C1	1	HORN,PAD STRG WHL W/DMND ROAD		0GPFZ	

FIG 5-4.1  
WHEEL, STEERING 18 IN, W/CRUISE

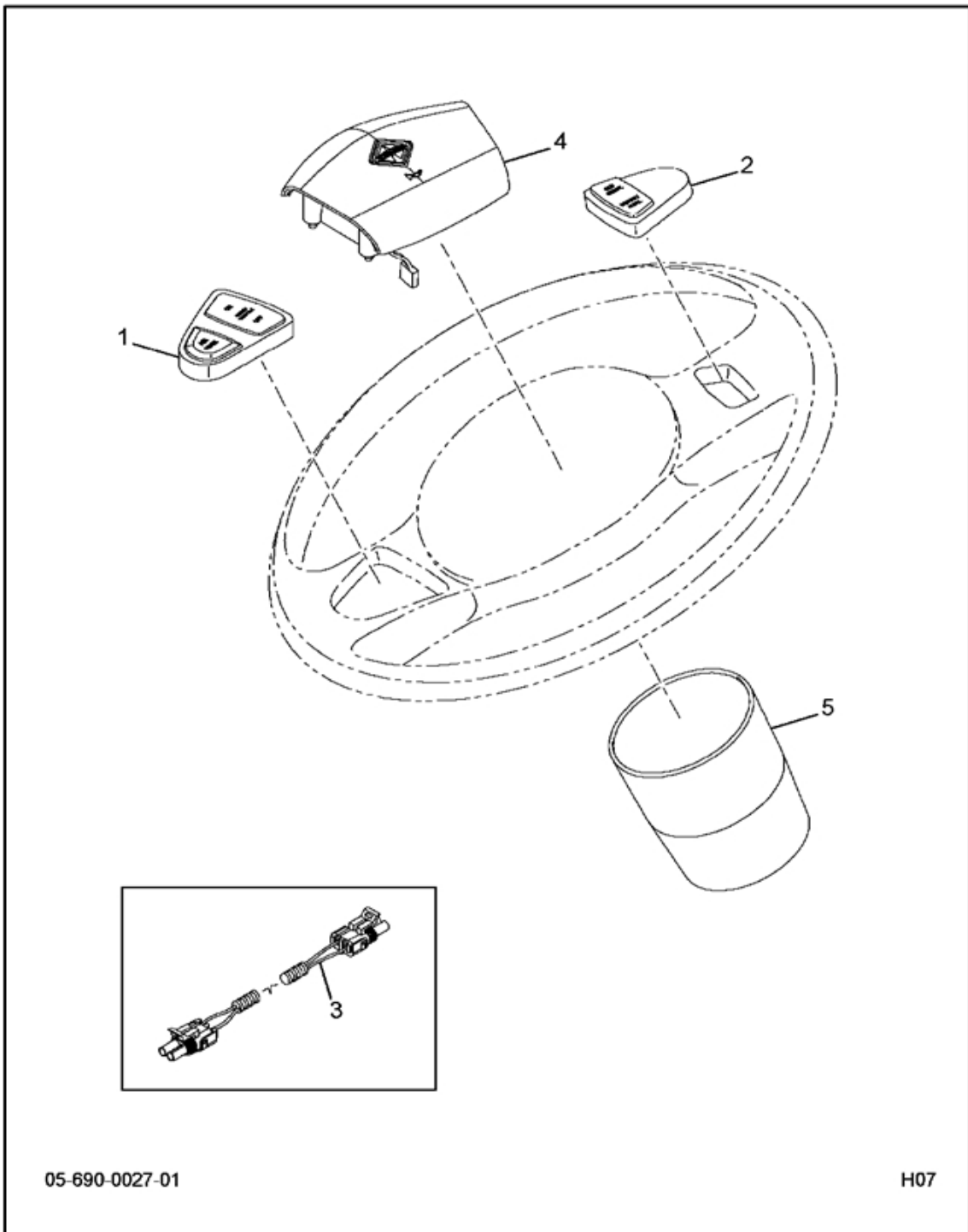
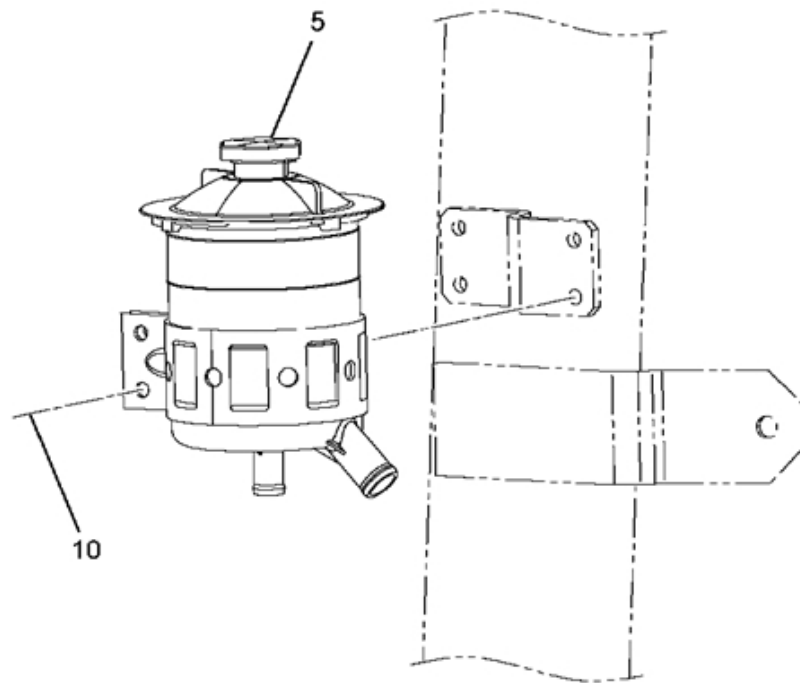


FIG 5-4.1  
WHEEL,STEERING 18 IN, W/CRUISE

Item	Part Number	Qty	Description	Kit	Var	Fig
001	2590921C1	1	SWITCH,STR WHL,LH-CRUISE/THRTL			
		RF	LEFT			
002	2590920C1	1	SWITCH,STR WHL,RH-SET/CST ACCL			
		RF	RIGHT			
003	2506329C1	1	HARNESS, ELECTRICAL STEERING WHEEL 4 WIRE			
004	3541530C1	1	HORN,PAD STRG WHL W/DMND ROAD			
005	2586623C1	1	COVER,LOWER STRG WHEEL*SHROUD			
880		RF	NOTE: ASM BELOW COMPRISED OF ABOVE COMPONENTS			
881	3546228C92	RF	WHEEL,STEERING 18 IN, W/CRUISE			

FIG 5-5  
W/ 1 1/2 QT CLEAR PLASTIC RESERVOIR & MTG.



05-070-0034-01

107

FIG 5-5  
W/ 1 1/2 QT CLEAR PLASTIC RESERVOIR & MTG.

Item	Part Number	Qty	Description	Kit	Var	Fig
005	3569593C93	1	RESERVOIR,POWER STRG PUMP, 1.5		0MW2S	3569593C93
010	30665R2	2	BOLT, M10 X 30MM PHC FLG CLASS		0MW2S	



FIG 5-5.1  
RESERVOIR, POWER STRG PUMP, 1.5

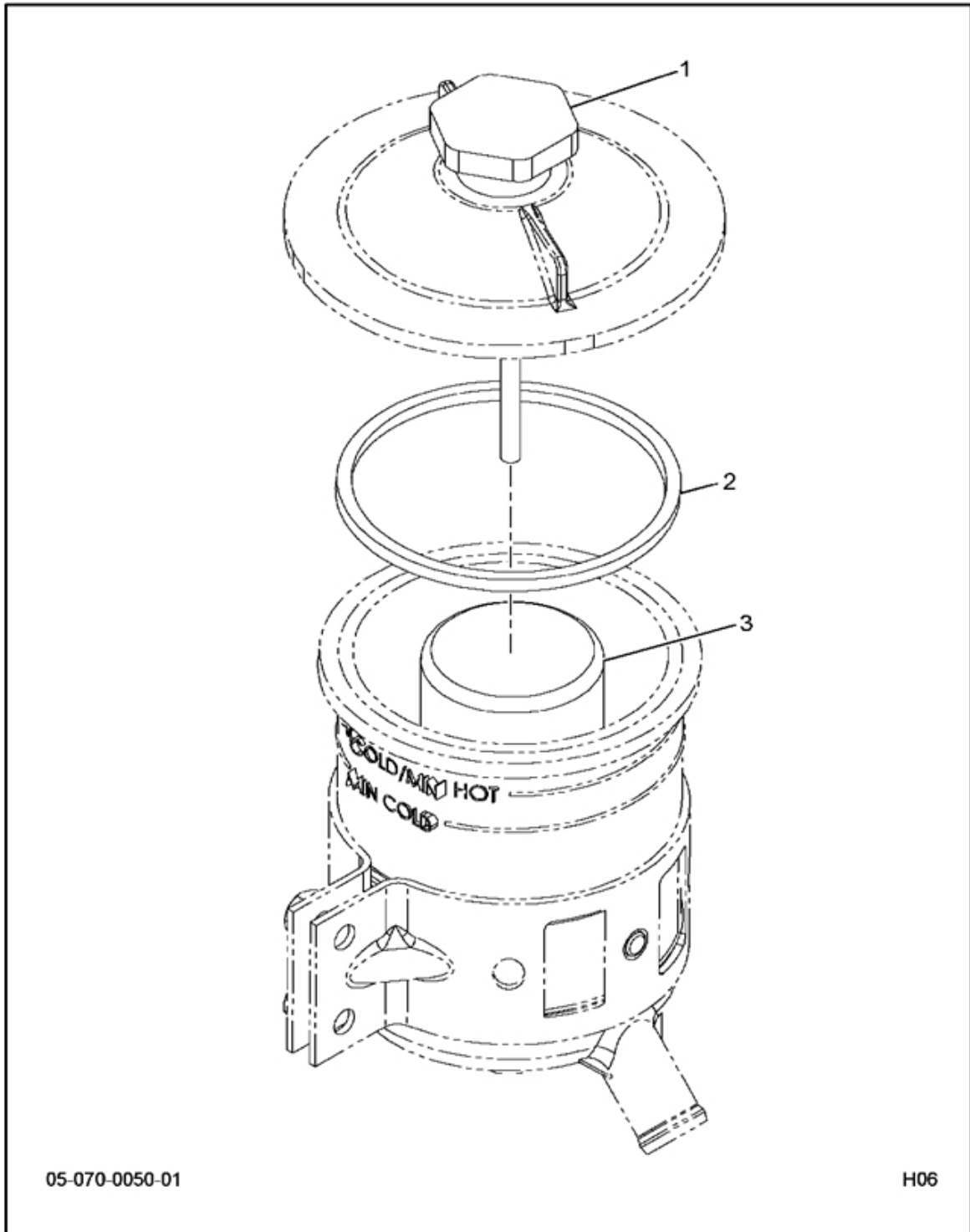
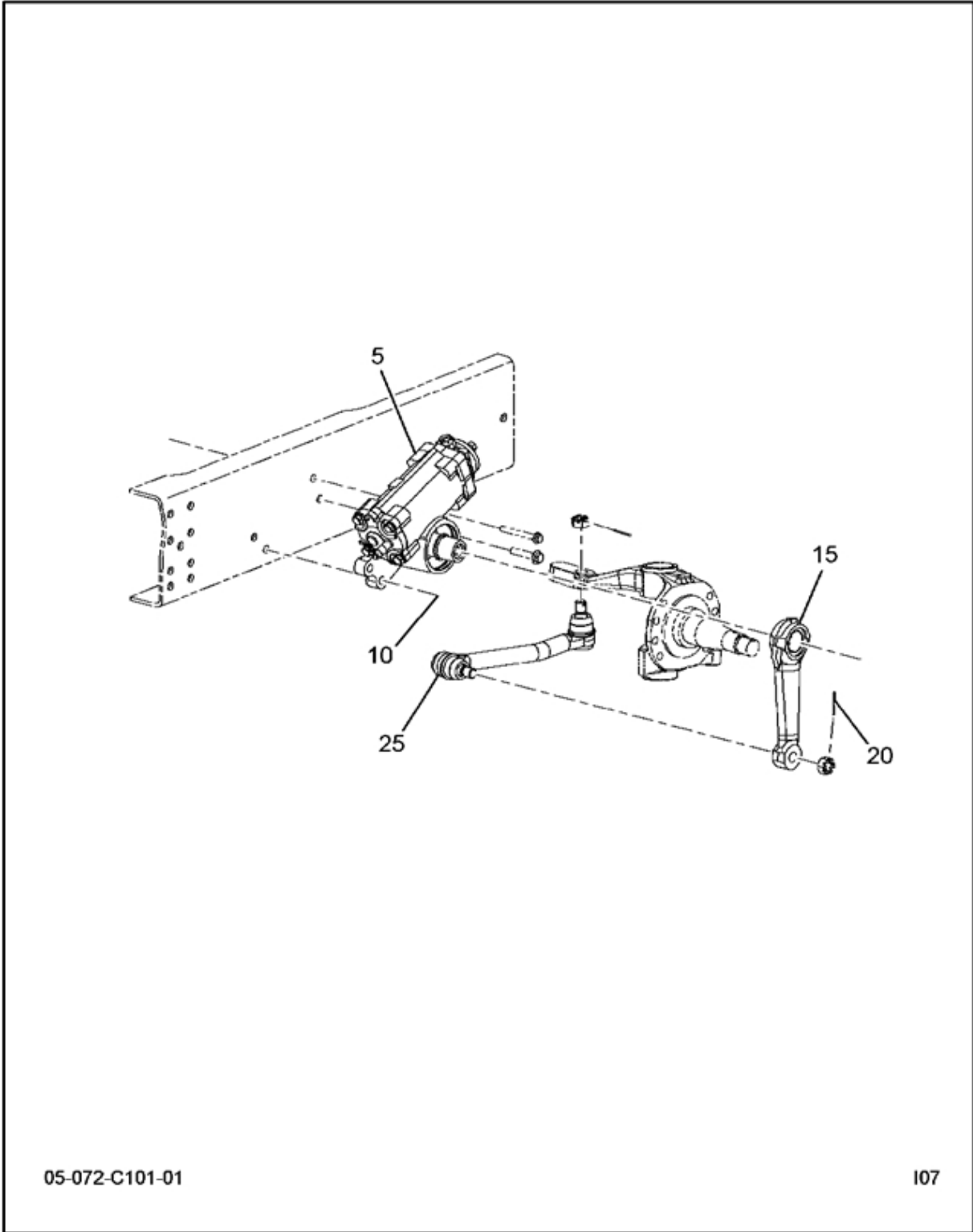


FIG 5-5.1  
 RESERVOIR, POWER STRG PUMP, 1.5

Item	Part Number	Qty	Description	Kit	Var	Fig
001	2507059C1	1	CAP, POWER STEERING RESERVOIR FILLER			
002	2507061C1	1	GASKET, RESERVOIR CAP/CANISTER			
003	2503221C1	1	FILTER, OIL P/S RESERVOIR			
880		RF	NOTE: ASM BELOW COMPRISED OF ABOVE COMPONENTS			
881	3569593C93	RF	RESERVOIR, POWER STEERING PUMP, 1.5			

FIG 5-6  
W/M100, TAS85 + M100 - M80 GEARS FOR SS



05-072-C101-01

107

FIG 5-6  
W/M100, TAS85 + M100 - M80 GEARS FOR SS

Item	Part Number	Qty	Description	Kit	Var	Fig
005	3602517C91	1	GEAR,ASM STEERING		OMFXC	3602517C91
010	40204R1	4	NUT,HEX METRIC PREV. TORQ*M20		OMFXC	
	31089R1	4	BOLT, M20 X 80 PHC CL 10.9 FLG		OMFXC	
015	3584070C1	1	ARM,STEERING GEAR		OMFXC	
020	103389	2	PIN, 1/8 X 2 PLN COTTER		OMFXC	
025	3552002C91	1	LINK,STEERING DRAG*16K FDA		OMFXC	3552002C91

FIG 5-6.1  
GEAR,ASM STEERING, GEAR, ASM S

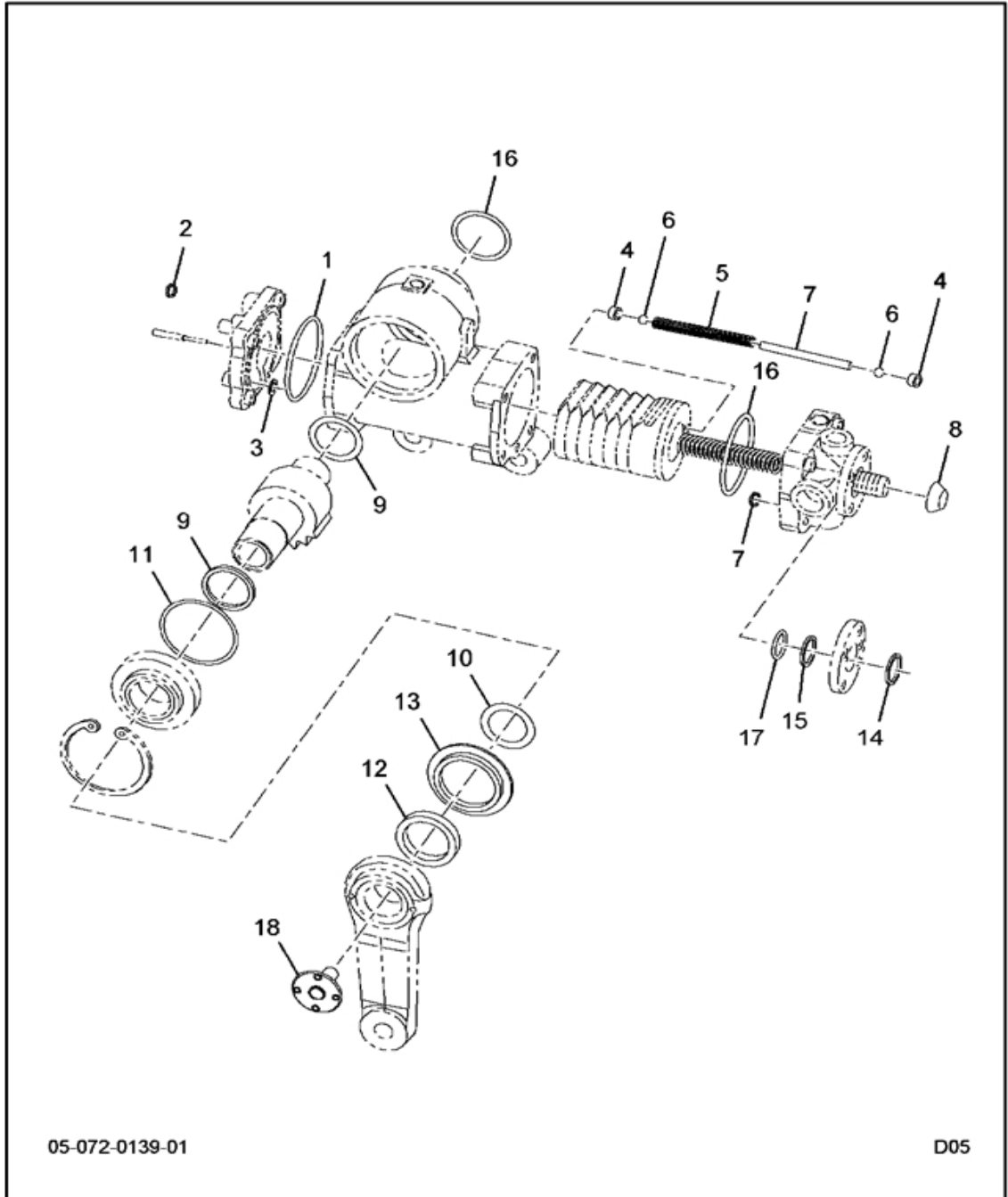
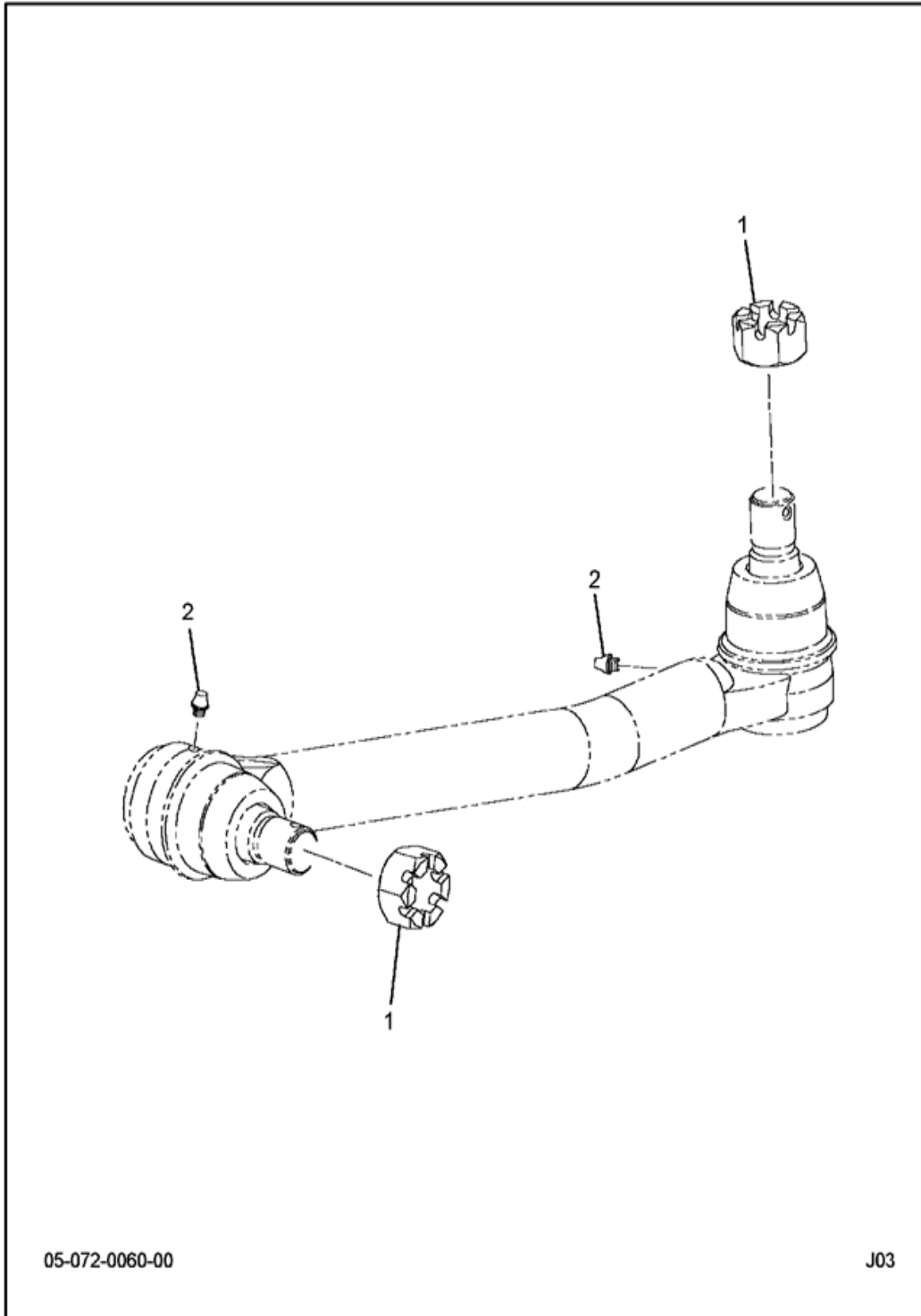


FIG 5-6.1  
GEAR,ASM STEERING, GEAR, ASM S

Item	Part Number	Qty	Description	Kit	Var	Fig
001		2	O-RING, BRG CAP & CYL H	A,G		
002		3	O-RING, RELIEF PLUNGER	A,C,G		
003		2	RING, SQUARE	A,G		
004		2	SEAT, VALVE	B		
005		1	SPRING, RELIEF VALVE	B		
006		2	BALL, RELIEF VALVE	B		
007		1	ROD, PRESS VALVE (M110P2)	B		
008		1	COVER, END CAP	D,G		
009		2	SEAL, SECTOR INTERNAL	D,G		
010		1	SEAL, EXT SHAFT WIPER	D,G		
011		1	O-RING, COVER (492/S)	D,G		
012		1	BOOT, M110 SECTOR-DBL	D,G		
013		1	GROMMET, HOUSING COVER	D,G		
014		1	SEAL, DIRT	E,G		
015		2	SEAL, INPUT SHAFT	E,G		
016		3	SEAL, FACE (FS1,FS2,FS3)	E,G		
017		1	O-RING, COVER (M-SER)	E,G		
018		1	RETAINER, PITTMAN ARM	F		
801	2585858C91	KT	KIT,GASKET & SEAL END CAP M110			
		RF	(CONSISTS OF PARTS DENOTED BY A)			
802	2588031C91	KT	KIT,RELIEF VALVE SPRING			
		RF	(CONSISTS OF PARTS DENOTED BY B)			
803	2502491C1	KT	PLUNGER,W/O-RING PWR STRG VALV			
		RF	(CONSISTS OF PARTS DENOTED BY C)			
804	2585854C91	KT	KIT,SEAL SECTOR SHAFT			
		RF	(CONSISTS OF PARTS DENOTED BY D)			
805	2585853C91	KT	KIT,GASKET & SEAL INPUT SHAFT			
		RF	(CONSISTS OF PARTS DENOTED BY E)			
806	2502063C91	KT	KIT,DRAG LINK RETAINER			
		RF	(CONSISTS OF PARTS DENOTED BY F)			
807	2586319C91	KT	KIT,GASKET & SEAL M110			
806		RF	(CONSISTS OF PARTS DENOTED BY G)			
880		RF	NOTE: ASM BELOW COMPRISED OF ABOVE COMPONENTS			
881	3602517C91	RF	GEAR,ASM STEERING, GEAR, ASM S			

FIG 5-6.2  
LINK, STEERING DRAG 16K FDA



05-072-0060-00

J03

FIG 5-6.2  
LINK, STEERING DRAG 16K FDA

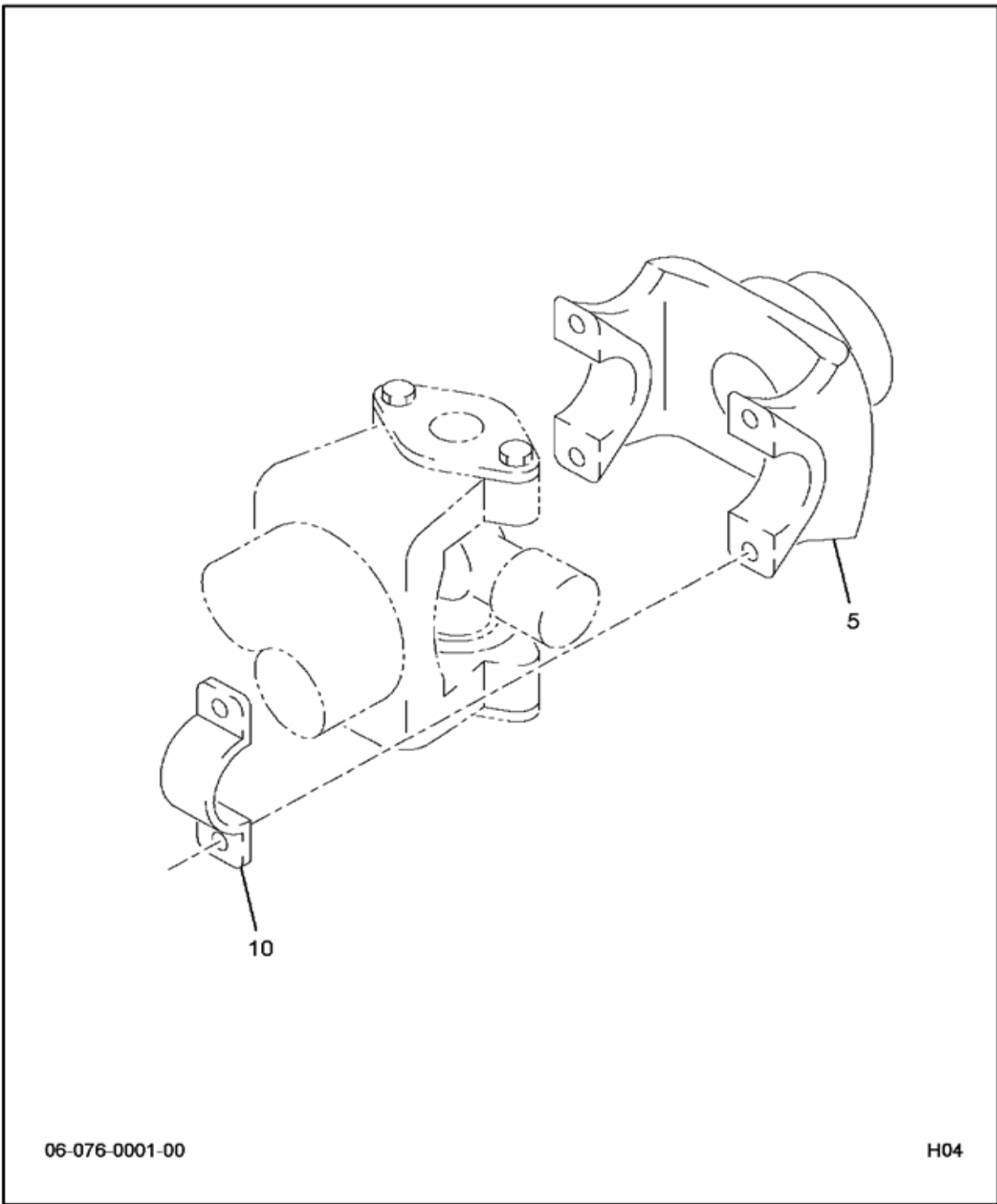
Item	Part Number	Qty	Description	Kit	Var	Fig
001	26963R1	2	NUT,HEX SLOTTED 7/8 NF TYPE 8			
002	109454	2	FITTING,1/4 LUB			
880		RF	NOTE: ASM BELOW COMPRISED OF ABOVE COMPONENTS			
881	3552002C91	RF	LINK,STEERING DRAG*16K FDA			



# Group 06

# Propeller Shafts

FIG 6-1  
FLANGE INSTL, REAR REAR AXLE, INPUT YOKE



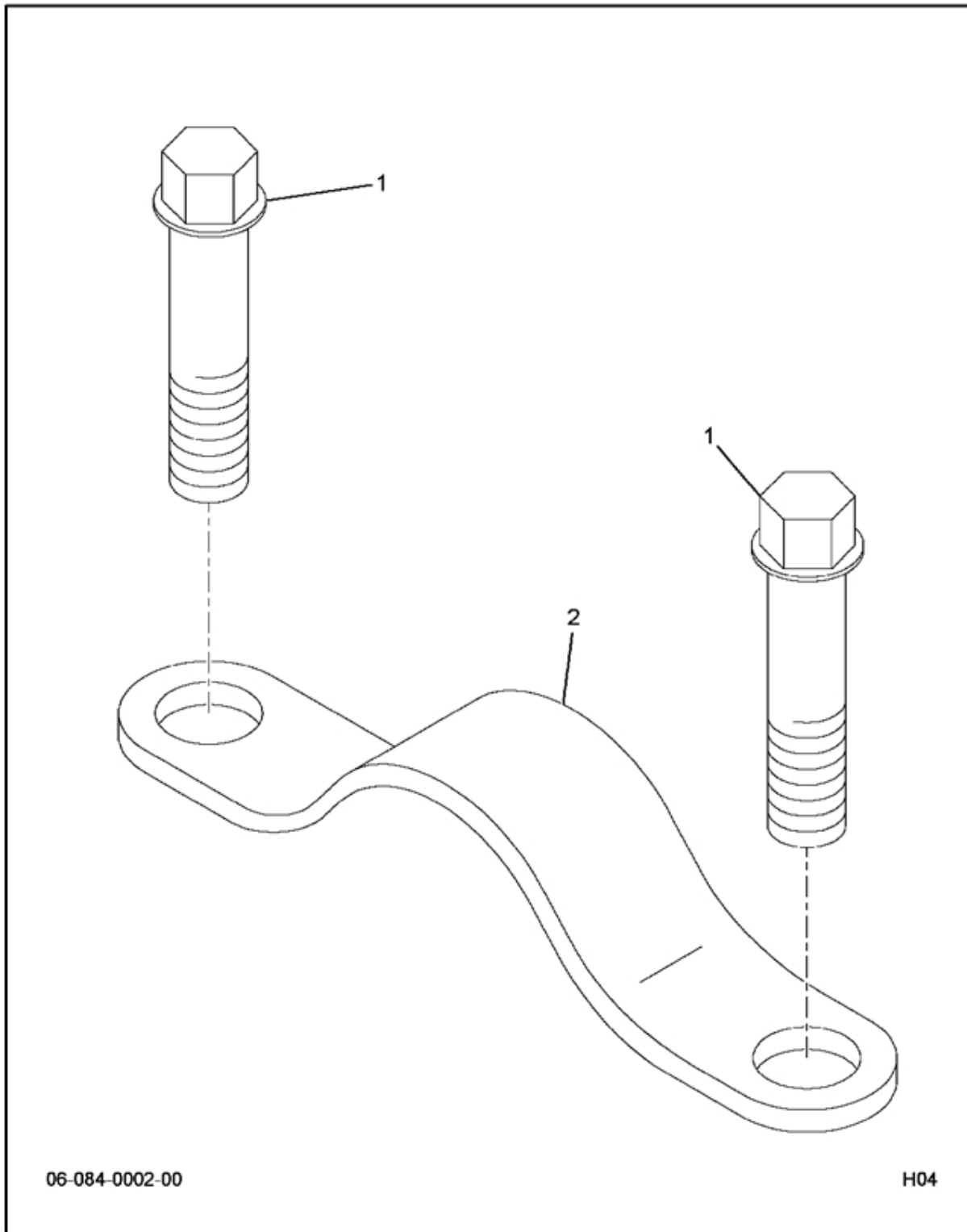
06-076-0001-00

H04

FIG 6-1  
 FLANGE INSTL, REAR REAR AXLE, INPUT YOKE

Item	Part Number	Qty	Description	Kit	Var	Fig
005	3595284C91	1	FLANGE,TRUNNION BRG SPICER, EN		055YR	
010	3524823C91	1	RETAINER,TRUNNION BRG ROLLER**		055YR	3524823C91

FIG 6-1.1  
RETAINER, TRUNNION BRG ROLLER\*



06-084-0002-00

H04

FIG 6-1.1  
 RETAINER, TRUNNION BRG ROLLER\*

Item	Part Number	Qty	Description	Kit	Var	Fig
002	3524814C1	2	RETAINER,U-JT BEARING SPL140			
001	3513117C1	4	BOLT,SPL M12X25-10.9 BRG RET			
880		RF	NOTE: ASM BELOW COMPRISED OF ABOVE COMPONENTS			
881	3524823C91	RF	RETAINER,TRUNNION BRG ROLLER**			

FIG 6-2  
FLANGE INSTL, TRANSMISSION, OUTPUT YOKE

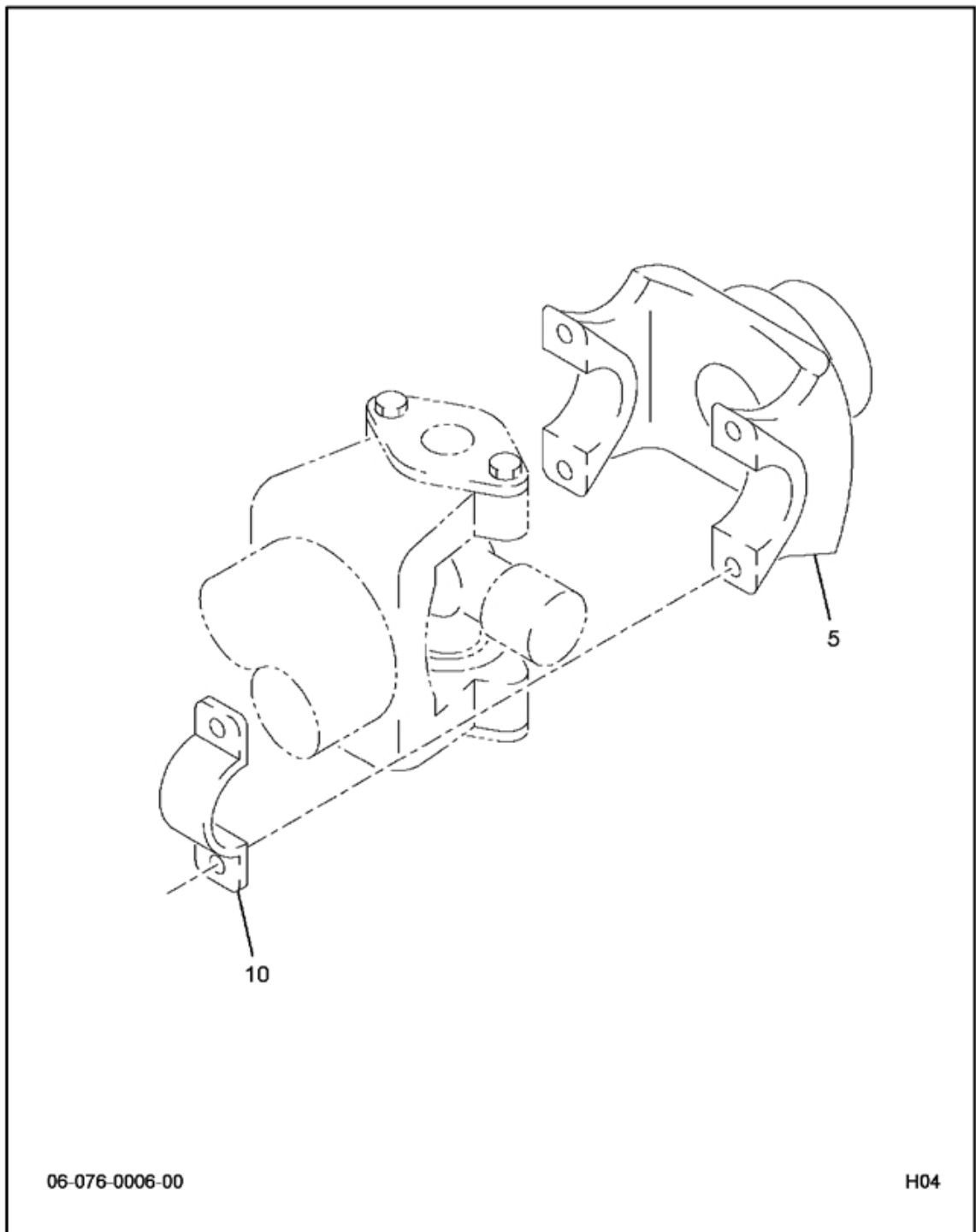


FIG 6-2  
 FLANGE INSTL, TRANSMISSION, OUTPUT YOKE

Item	Part Number	Qty	Description	Kit	Var	Fig
005	1658835C91	1	KIT,U-JT STRAP&BOLT 1710,1810		04YN6	
010	2035774C91	1	KIT, OUTPUT SHAFT YOKE		04YN6	2035774C91

FIG 6-2.1  
KIT, STRAP&BOLT 1710,1760,1810

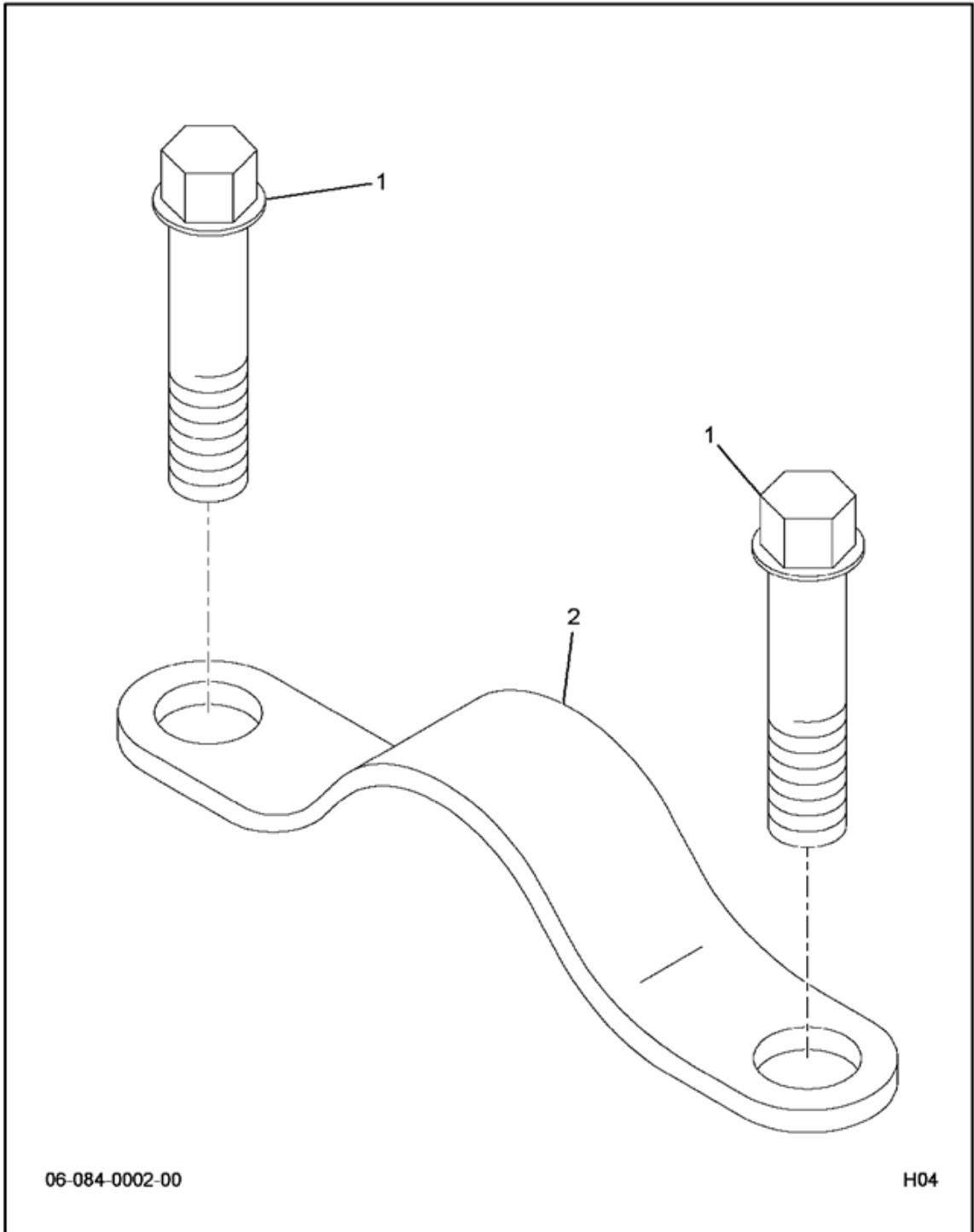




FIG 6-2.1  
 KIT, STRAP&BOLT 1710, 1760, 1810

Item	Part Number	Qty	Description	Kit	Var	Fig
001	1657366C1	4	BOLT 12-POINT			
002	1657368C1	2	STRAP, TRUN BRG 1710, 1760, 1810			
880		RF	NOTE: ASM BELOW COMPRISED OF ABOVE COMPONENTS			
881	2035774C91	RF	KIT, STRAP&BOLT 1710, 1760, 1810			

FIG 6-3  
PROP SHAFT

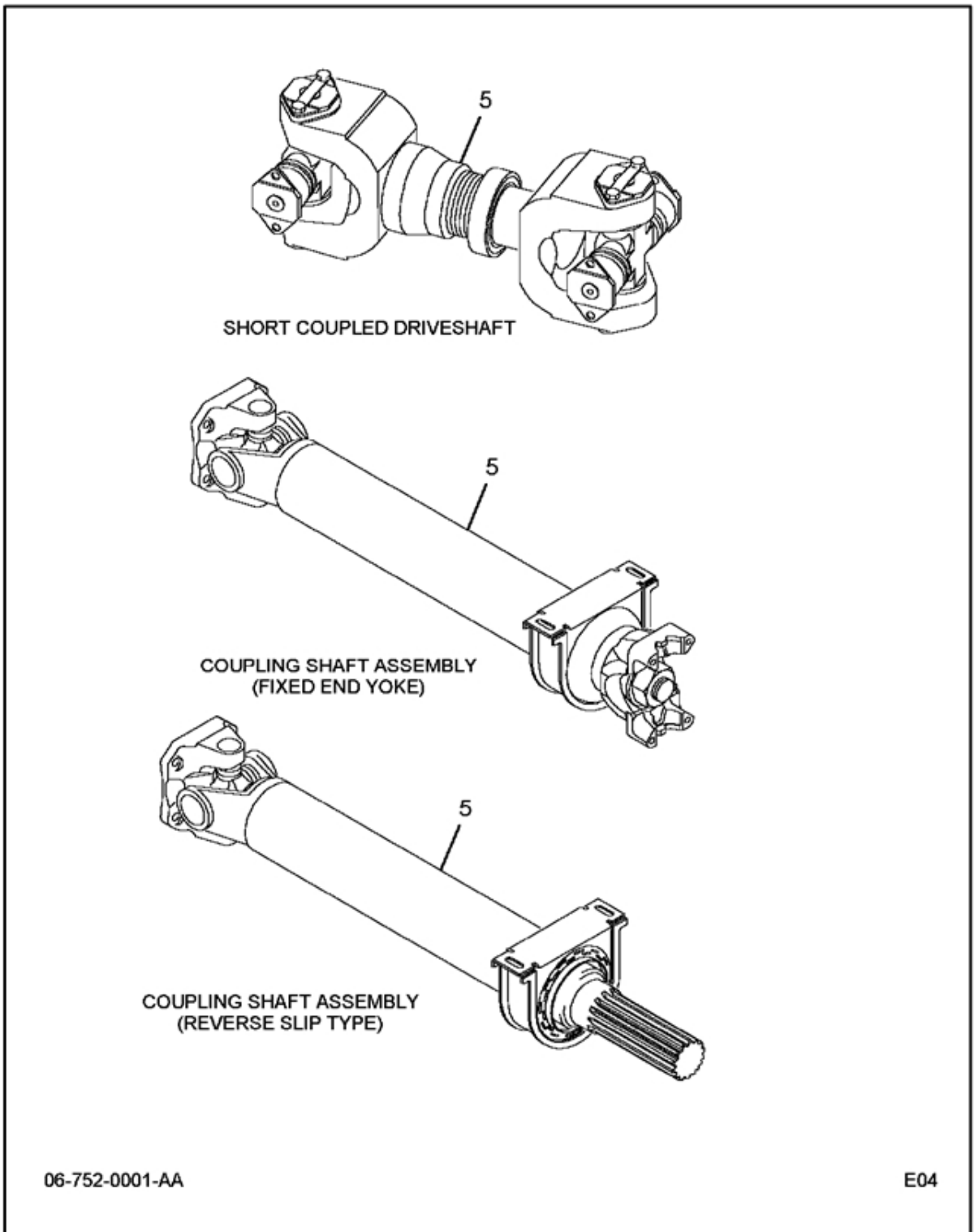


FIG 6-3  
PROP SHAFT

Item	Part Number	Qty	Description	Kit	Var	Fig
005	270DYA1098	1	DRIVE SHAFT ASSY,1710 SERIES		01XNR	270DYA1098

FIG 6-3.1  
SHAFT, ASSY PROP ENGLISH

**ENGLISH FABRICATION**

PRODUCTION NUMBER FABRICATION ITEM	SUBTRACT FROM LAST 3 DIGITS SECTION	SERVICE TUBE ASSEMBLY (ENGLISH)	BULK TUBE NUMBER	WELD COMPONENTS		SPECIAL NOTES
(1A)	(1B)	(1C)	(1D)	(1E)		

XXX Reference on production number indicates AN UNKNOWN PRODUCTION LENGTH that is determined from your lineset ticket 10-digit code.

**IMPORTANT:** When the last 3 digits of your 10-digit production propeller shaft number are identified; subtract the value shown in the subtraction column from these three digits for the BULK TUBE CUT LENGTH in inches and tenths of an inch.

Example: 11.6" (Eleven inches and six-tenths of an inch)

00-000-4823-01
J03

FIG 6-3.1  
SHAFT, ASSY PROP ENGLISH

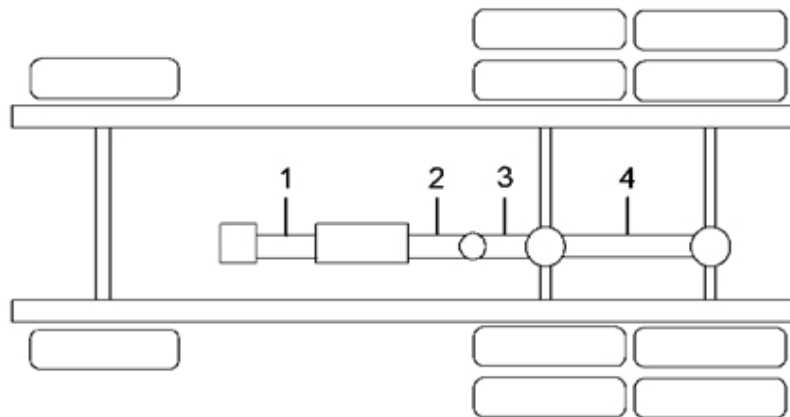
ENGLISH COMPONENTS						
PRODUCTION NUMBER ITEM	SLIP YOKE 2A	U-JOINT KIT FRONT 2B	U-JOINT KIT REAR 2C	ADAPTER FRONT 2D	ADAPTER REAR 2E	NOTES
00-000-4826-01						J03

FIG 6-3.1  
SHAFT, ASSY PROP ENGLISH

EXPLANATION OF THE LOCATION OF PROPELLER SHAFTS  
AS SHOWN ON LINE SET TICKETS

The 10-digit code numbers are displayed on the Line Set Tickets which are attached to the sun visor and placed in the glove compartment of the truck, and are mailed to the selling dealer. When more than one propeller shaft is used on a truck, they are always listed in the same sequence on the Line Set Ticket as they are positioned on the truck (starting at the front and moving to the rear). Some Line Set Tickets show the position numbers of the propeller shafts.

For example, let's take a long wheelbase 9370 (6 x 4) with an auxiliary transmission. The shafts would be listed in this order: First the shaft from the main transmission to the auxiliary transmission; next, the shaft from the auxiliary transmission to the center bearing; then the shaft from the center bearing to the forward-rear axle; and last, the shaft from the forward-rear axle to the rear-rear axle.



6X4, W/AUXILIARY TRANSMISSION  
AND ONE CENTER BEARING

Exceptions to the procedure are: (1) Trucks with front driving axles (6 x 6 or 4 x 4). The shaft from the transfer case to the front axle is always listed last on Line Set Tickets for these trucks. (2) 1853FC and 3900FC models (forward-control school buses) with three center bearings list the third shaft last - the one between second and third center bearings - after the rear shaft.

This cross-reference can be used to determine the part numbers of the propeller tube assembly, slip yoke, and the U-joint kits without requiring and information other than the 10-digit code number of the production shafts as shown on the Line Set Ticket.

FIG 6-3.1  
SHAFT, ASSY PROP ENGLISH

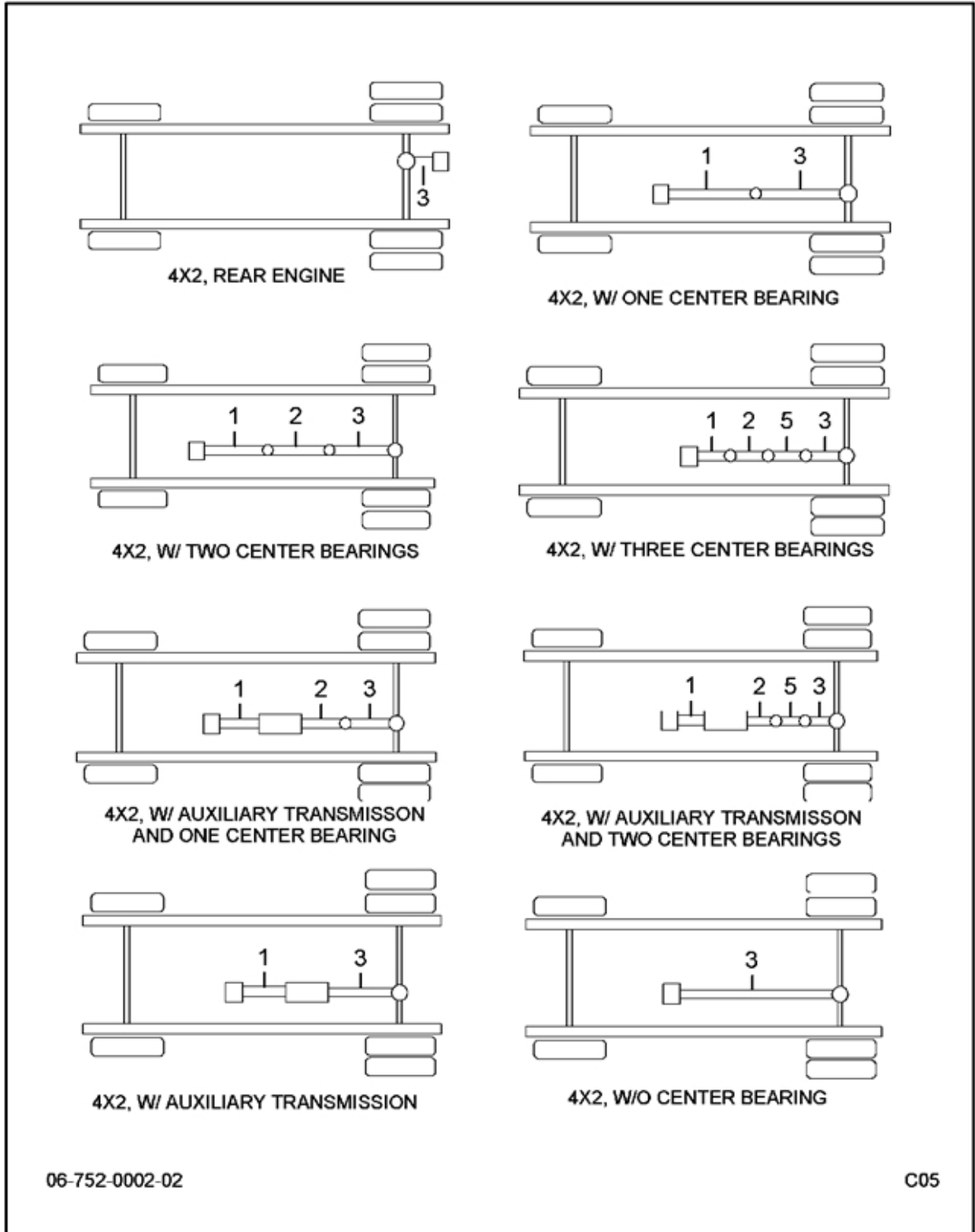


FIG 6-3.1  
SHAFT, ASSY PROP ENGLISH

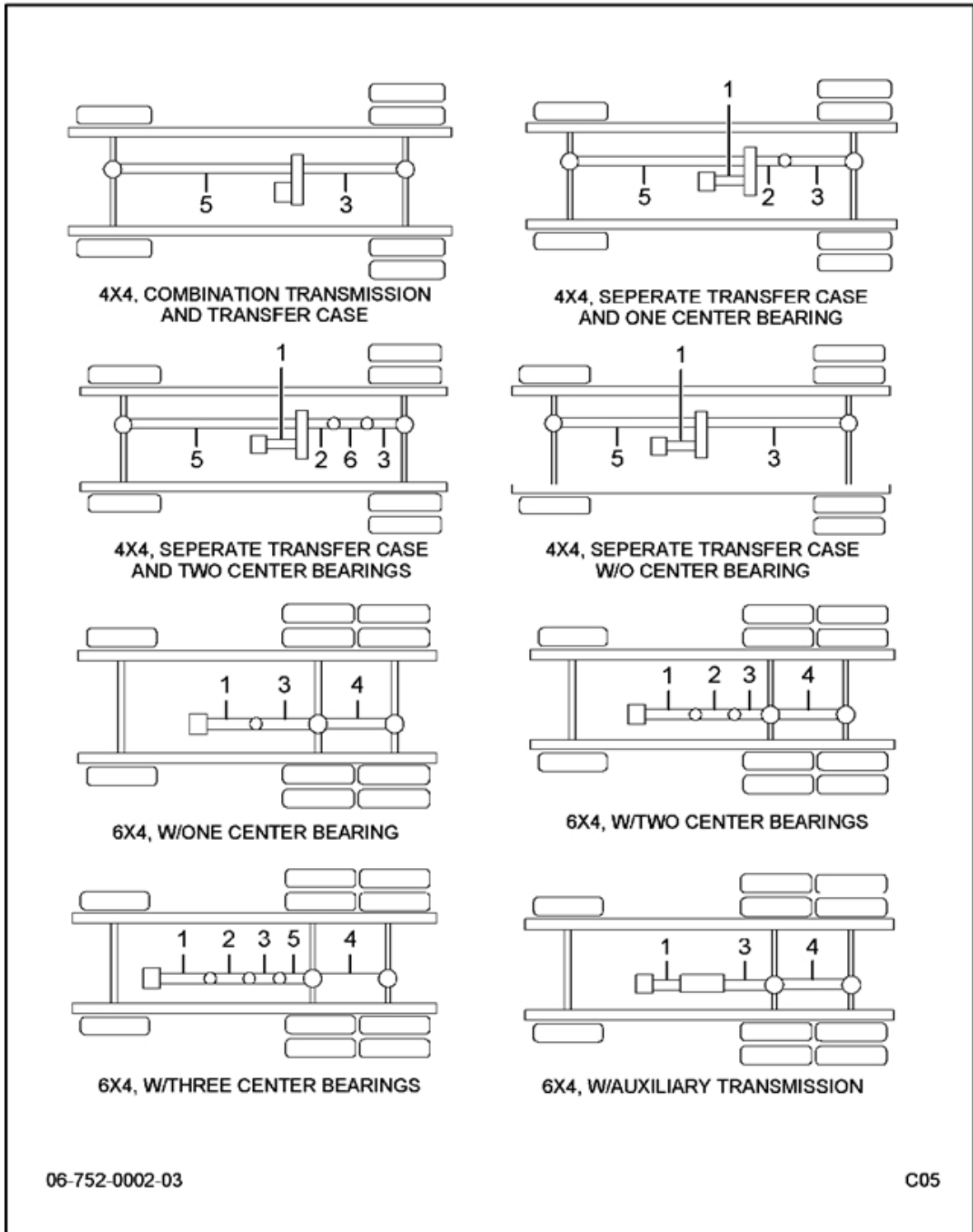




FIG 6-3.1  
SHAFT, ASSY PROP ENGLISH

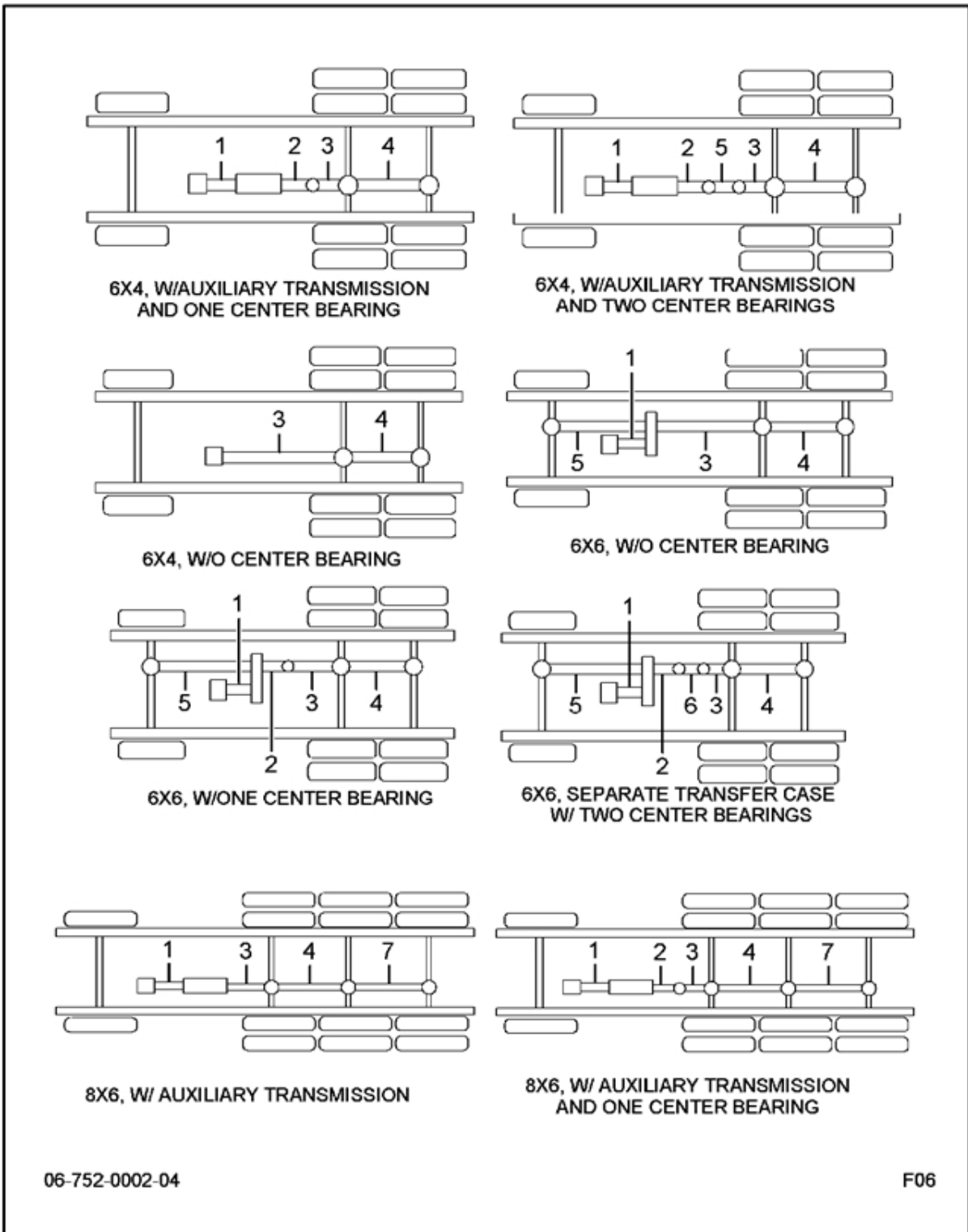
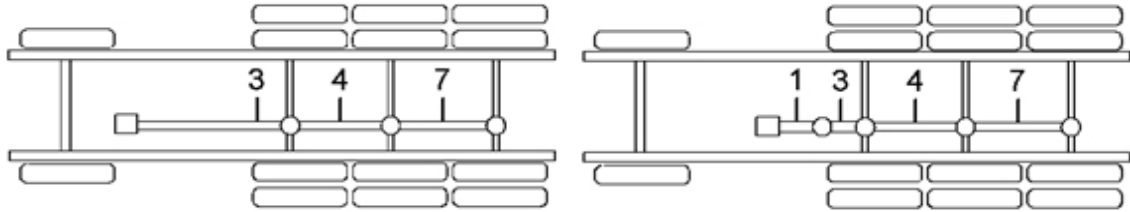
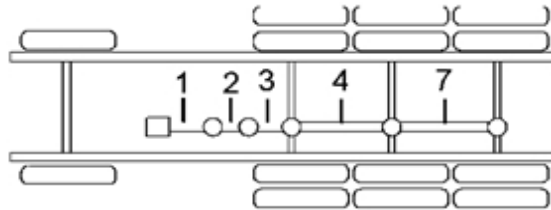


FIG 6-3.1  
SHAFT, ASSY PROP ENGLISH

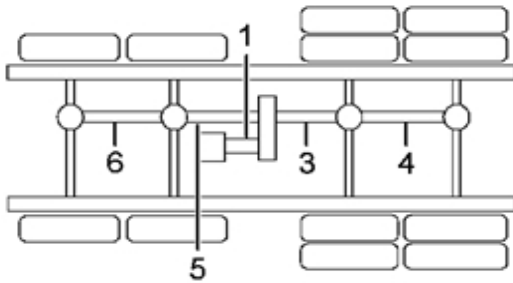


8X6, W/O CENTER BEARING

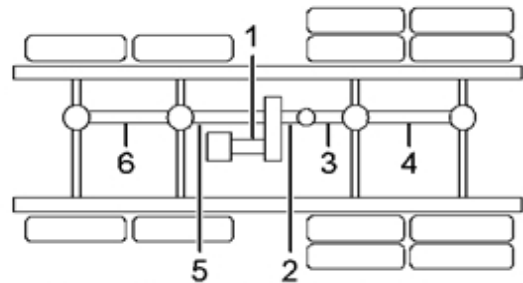
8X6, W/ ONE CENTER BEARING



8X6, W/ ONE CENTER BEARING



8X8, W/O CENTER BEARING



8X8, W/ONE CENTER BEARING

FIG 6-3.1  
SHAFT, ASSY PROP ENGLISH

Item	Part Number	Qty	Description	Kit	Var	Fig
001		RF	SEE SHEET 1 FOR FABRICATION			
		RF	SEE SHEET 2 FOR COMPONENTS			
01B	481425C1	AR	TUBE, PROP SHAFT			
02A	571131C91	1	YOKE, SLIP JOINT 1700			
02B	1696915C91	2	KIT,U-JT W/BOLTS & STRAPS 1710			
800		RF	NOTE: THE FOLLOWING PARTS ARE NON-ILLUSTRATED			
801	1662161C1	1	RETAINER W/WASHER SEAL			
802	109461	1	ZERK NPLE			
880		RF	NOTE: ASM BELOW COMPRISED OF ABOVE COMPONENTS			
881	270DYA1098	RF	PROP SHAFT			

FIG 6-4  
PROP SHAFT

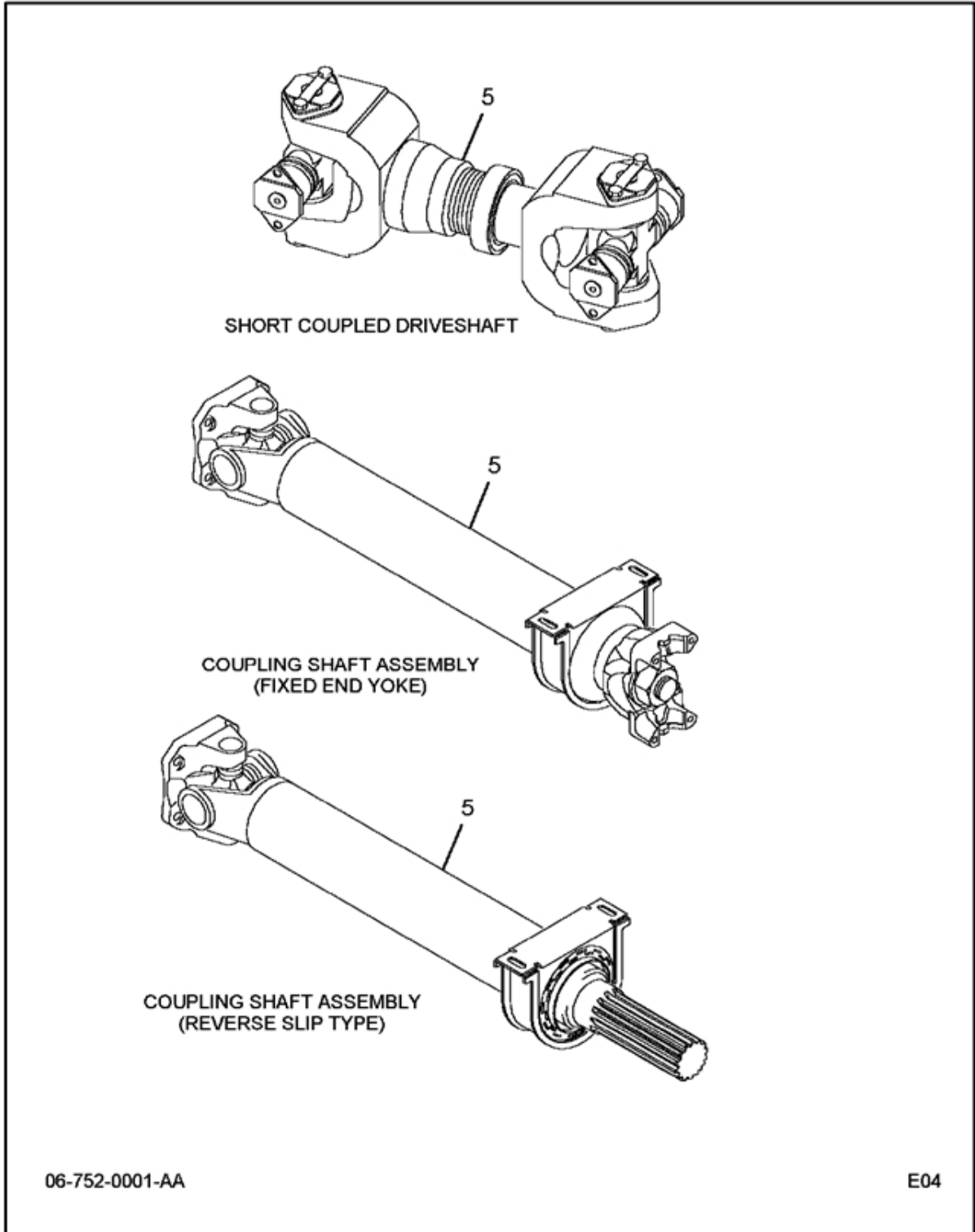


FIG 6-4  
PROP SHAFT

Item	Part Number	Qty	Description	Kit	Var	Fig
005	414STHXXX	1	DRIVESHAFT,SPL140,PAINTED		0FW9M	414STHXXX

FIG 6-4.1

SHAFT, ASSY PROP METRIC

METRIC FABRICATION						
PRODUCTION NUMBER FABRICATION ITEM	SUBTRACT FROM LAST 3 DIGITS SECTION <b>(1A)</b>	SERVICE TUBE ASSEMBLY (METRIC) <b>(1B)</b>	BULK TUBE NUMBER <b>(1C)</b>	WELD COMPONENTS		SPECIAL NOTES
				YOKE OR STUB <b>(1D)</b>	YOKE OR STUB <b>(1E)</b>	
<p>XxXX Reference on production number indicates AN UNKNOWN PRODUCTION LENGTH that is determined from your lineset ticket 10-digit code.</p> <p><b>IMPORTANT:</b> When the last 4 digits of your 10-digit production propeller shaft number are identified; subtract the value shown in the subtraction column from these four digits for the BULK TUBE CUT LENGTH in millimeters.</p>						
00-000-4824-01						J03

FIG 6-4-1  
SHAFT, ASSY PROP METRIC

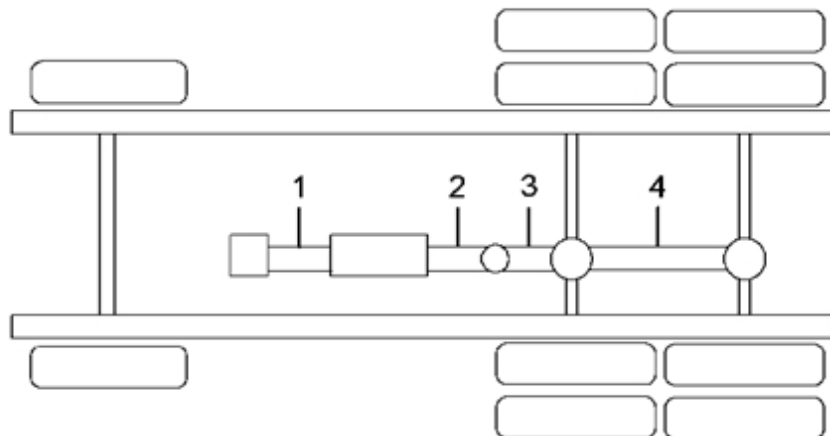
METRIC COMPONENTS						
PRODUCTION NUMBER ITEM	SLIP YOKE 2A	U-JOINT KIT FRONT 2B	REAR 2C	ADAPTER FRONT 2D	ADAPTER REAR 2E	NOTES
00-000-4826-01						K03

FIG 6-4.1  
SHAFT, ASSY PROP METRIC

EXPLANATION OF THE LOCATION OF PROPELLER SHAFTS  
AS SHOWN ON LINE SET TICKETS

The 10-digit code numbers are displayed on the Line Set Tickets which are attached to the sun visor and placed in the glove compartment of the truck, and are mailed to the selling dealer. When more than one propeller shaft is used on a truck, they are always listed in the same sequence on the Line Set Ticket as they are positioned on the truck (starting at the front and moving to the rear). Some Line Set Tickets show the position numbers of the propeller shafts.

For example, let's take a long wheelbase 9370 (6 x 4) with an auxiliary transmission. The shafts would be listed in this order: First the shaft from the main transmission to the auxiliary transmission; next, the shaft from the auxiliary transmission to the center bearing; then the shaft from the center bearing to the forward-rear axle; and last, the shaft from the forward-rear axle to the rear-rear axle.



6X4, W/AUXILIARY TRANSMISSION  
AND ONE CENTER BEARING

Exceptions to the procedure are: (1) Trucks with front driving axles (6 x 6 or 4 x 4). The shaft from the transfer case to the front axle is always listed last on Line Set Tickets for these trucks. (2) 1853FC and 3900FC models (forward-control school buses) with three center bearings list the third shaft last - the one between second and third center bearings - after the rear shaft.

This cross-reference can be used to determine the part numbers of the propeller tube assembly, slip yoke, and the U-joint kits without requiring and information other than the 10-digit code number of the production shafts as shown on the Line Set Ticket.



FIG 6-4.1  
SHAFT, ASSY PROP METRIC

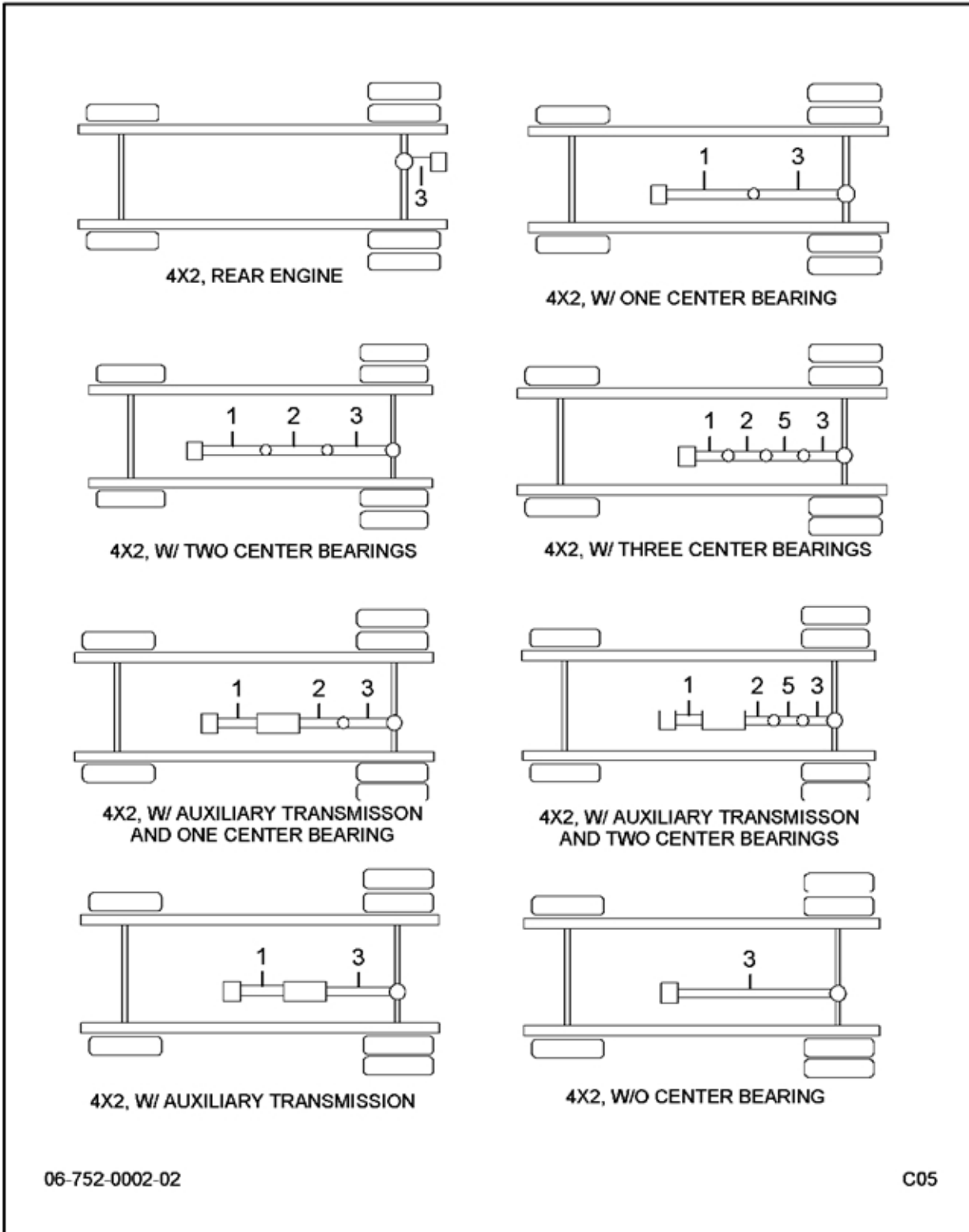
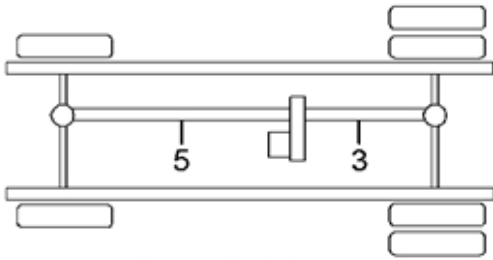
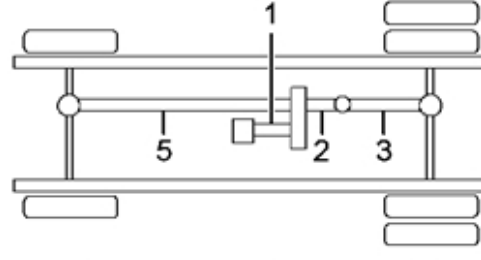


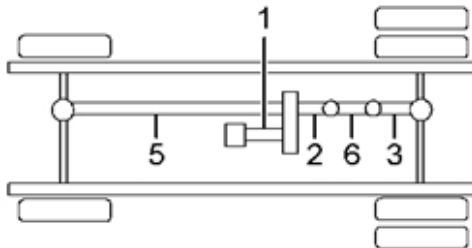
FIG 6-4.1  
SHAFT, ASSY PROP METRIC



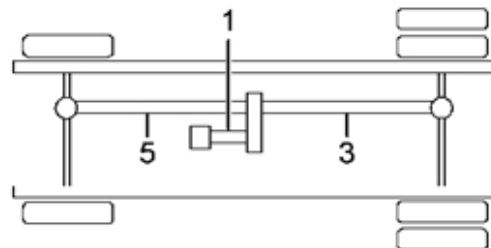
4X4, COMBINATION TRANSMISSION AND TRANSFER CASE



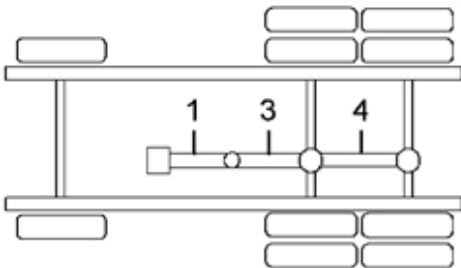
4X4, SEPERATE TRANSFER CASE AND ONE CENTER BEARING



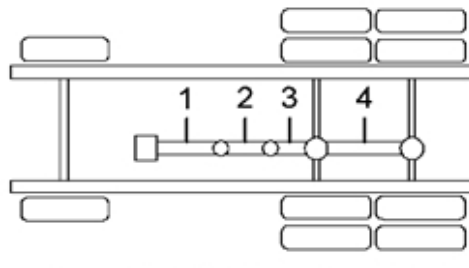
4X4, SEPERATE TRANSFER CASE AND TWO CENTER BEARINGS



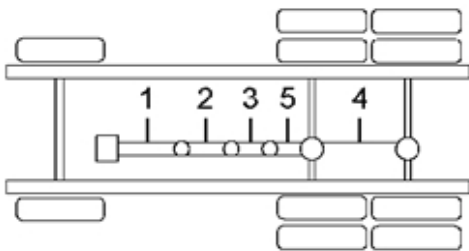
4X4, SEPERATE TRANSFER CASE W/O CENTER BEARING



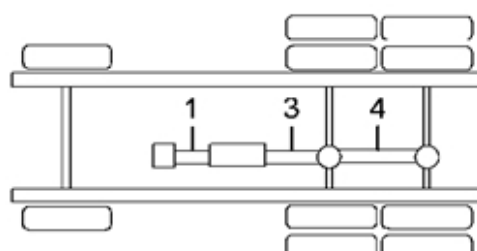
6X4, W/ONE CENTER BEARING



6X4, W/TWO CENTER BEARINGS



6X4, W/THREE CENTER BEARINGS



6X4, W/AUXILIARY TRANSMISSION

FIG 6-4.1  
SHAFT, ASSY PROP METRIC

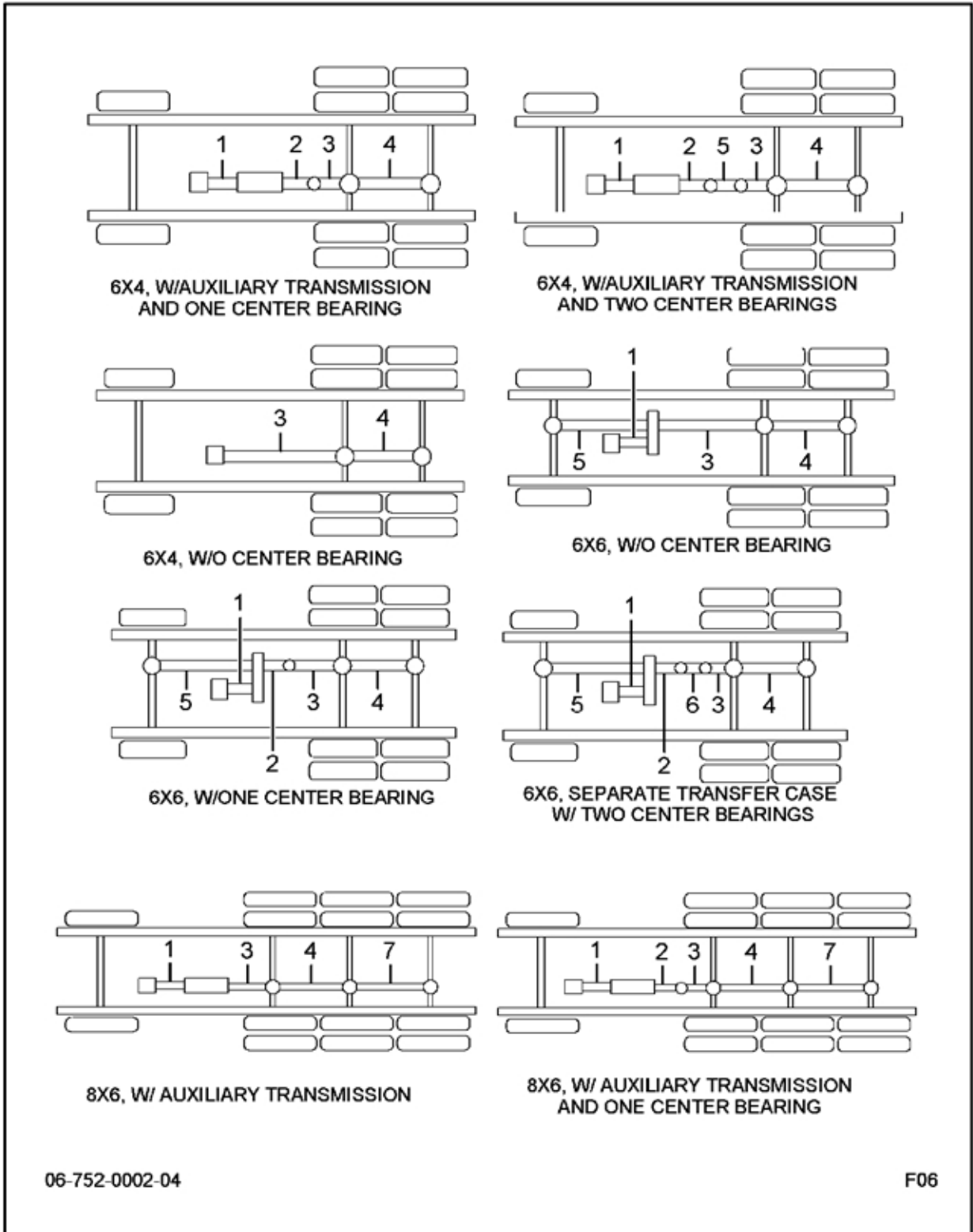
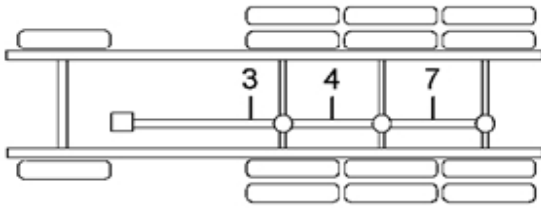
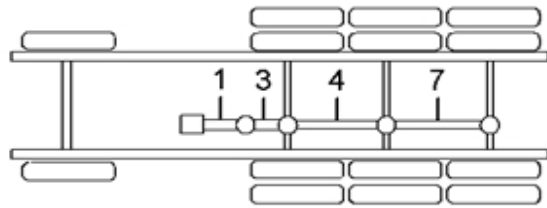


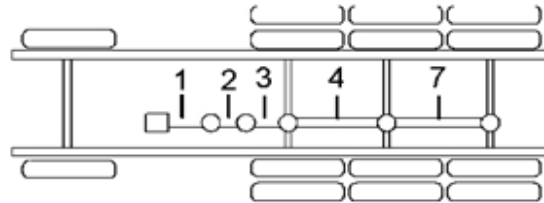
FIG 6-4.1  
SHAFT, ASSY PROP METRIC



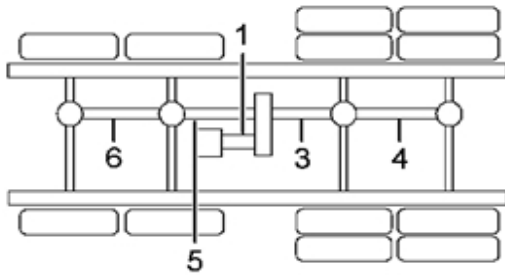
8X6, W/O CENTER BEARING



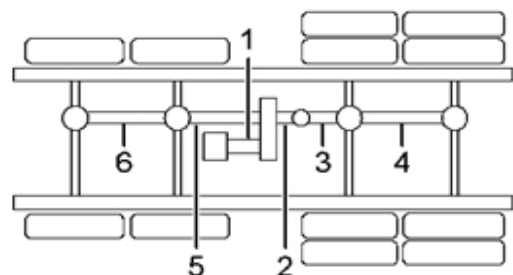
8X6, W/ ONE CENTER BEARING



8X6, W/ ONE CENTER BEARING



8X8, W/O CENTER BEARING



8X8, W/ONE CENTER BEARING

FIG 6-4.1  
SHAFT, ASSY PROP METRIC

Item	Part Number	Qty	Description	Kit	Var	Fig
001		RF	SEE SHEET 1 FOR FABRICATION			
		RF	SEE SHEET 2 FOR COMPONENTS			
01B		1	TUBE, ASSY SVC WELDED SPL-140			
01C	2500649C1	1	TUBE, WELDED BULK 4.2X.137X108			
01D	2504885C1	1	YOKE, PROP TUBE WELD SPL-140			
01E	2504888C1	1	END, SPLINED STUB SPL-140			
02B	2500677C91	1	KIT, U-JOINT SPL-140 FRONT			
02C	2500677C91	1	KIT, U-JOINT SPL-140 REAR			
800		RF	NOTE: THE FOLLOWING PARTS ARE NON-ILLUSTRATED			
801	2504889C91	1	SHAFT, YOKE SPL140			
802	2504890C91	1	KIT, REPAIR BOOT & RETAINER			
803	2500673C91	2	KIT, U-JT BOLT/RETAINER SPL-140			
804		4	PLATE, LK U-JT BRG			
805	2500670C1	8	BOLT, 12 PT HD M8X1.00-6G U-JT			
806	2501497C1	2	LUBRICATOR, GREASE DUAL HEAD			
807	3524814C1	4	RETAINER, U-JT BRG 1/2RD SPL140			
808	3513117C1	8	BOLT, 12 PT HD M12X1.25-6G			
880		RF	NOTE: ASM BELOW COMPRISED OF ABOVE COMPONENTS			
881	414STHXXXX	RF	SHAFT, ASSY PROP METRIC			

FIG 6-5  
PROP SHAFT

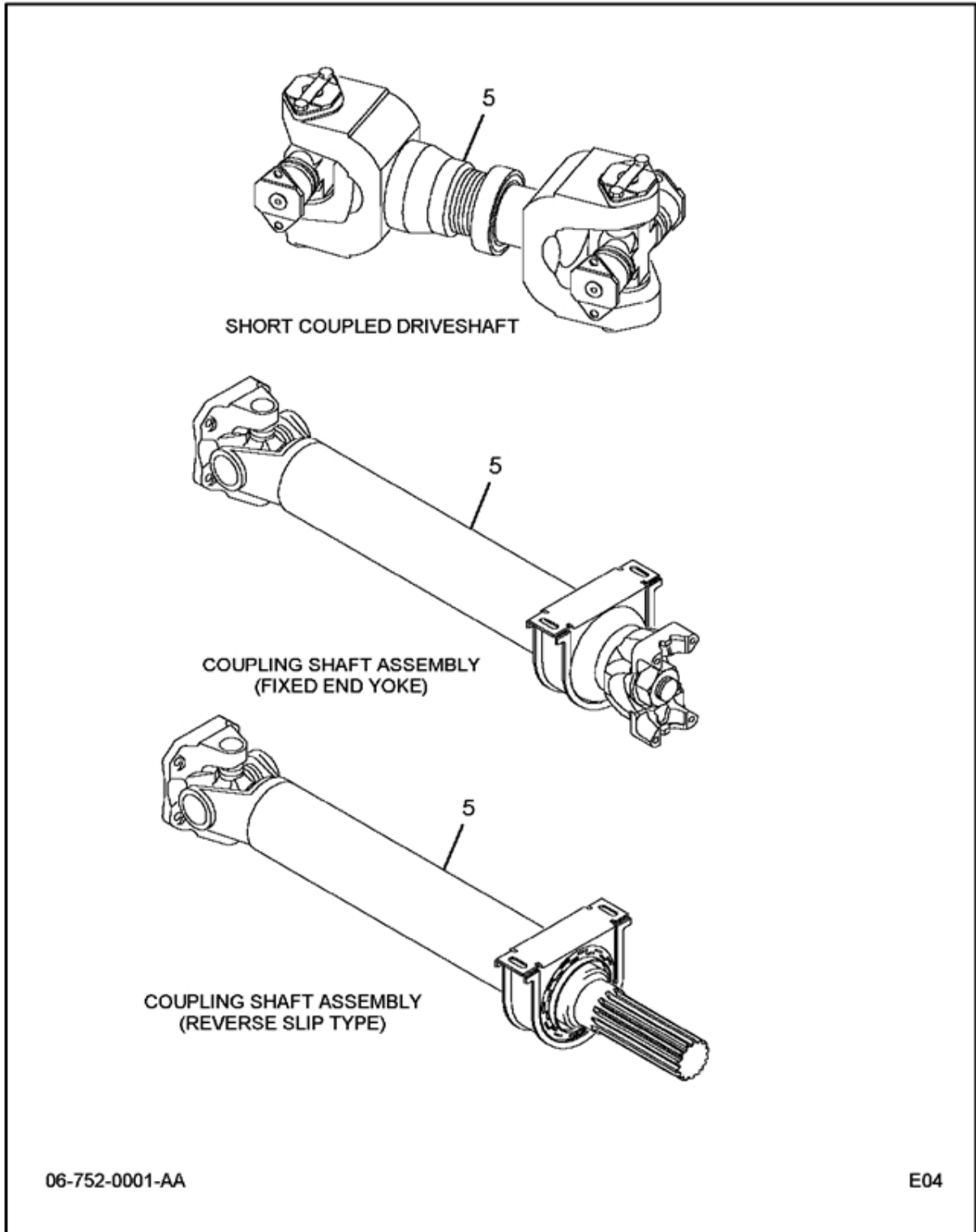


FIG 6-5  
PROP SHAFT

Item	Part Number	Qty	Description	Kit	Var	Fig
005	414STH1375	1	SHAFT,ASSY PROP METRIC		0GKDP	414STHXXX

FIG 6-5.1  
SHAFT, ASSY PROP METRIC

**METRIC FABRICATION**

PRODUCTION NUMBER FABRICATION ITEM	SUBTRACT FROM LAST 3 DIGITS SECTION <b>(1A)</b>	SERVICE TUBE ASSEMBLY (METRIC) <b>(1B)</b>	BULK TUBE NUMBER <b>(1C)</b>	WELD COMPONENTS YOKE OR STUB <b>(1D)</b>	YOKE OR STUB <b>(1E)</b>	SPECIAL NOTES
---	---	--	------------------------------------	---	--------------------------------	------------------

XxXX Reference on production number indicates AN UNKNOWN PRODUCTION LENGTH that is determined from your lineset ticket 10-digit code.

**IMPORTANT:** When the last 4 digits of your 10-digit production propeller shaft number are identified; subtract the value shown in the subtraction column from these four digits for the BULK TUBE CUT LENGTH in millimeters.

00-000-4824-01
J03



FIG 6-5.1

SHAFT, ASSY PROP METRIC

METRIC COMPONENTS						
PRODUCTION NUMBER	SLIP YOKE	U-JOINT KIT		ADAPTER FRONT	ADAPTER REAR	NOTES
ITEM	(2A)	FRONT (2B)	REAR (2C)	(2D)	(2E)	

00-000-4826-01

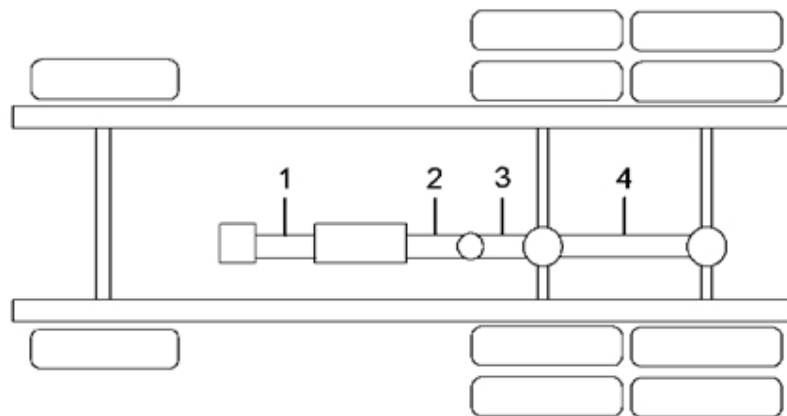
K03

FIG 6-5.1  
SHAFT, ASSY PROP METRIC

EXPLANATION OF THE LOCATION OF PROPELLER SHAFTS  
AS SHOWN ON LINE SET TICKETS

The 10-digit code numbers are displayed on the Line Set Tickets which are attached to the sun visor and placed in the glove compartment of the truck, and are mailed to the selling dealer. When more than one propeller shaft is used on a truck, they are always listed in the same sequence on the Line Set Ticket as they are positioned on the truck (starting at the front and moving to the rear). Some Line Set Tickets show the position numbers of the propeller shafts.

For example, let's take a long wheelbase 9370 (6 x 4) with an auxiliary transmission. The shafts would be listed in this order: First the shaft from the main transmission to the auxiliary transmission; next, the shaft from the auxiliary transmission to the center bearing; then the shaft from the center bearing to the forward-rear axle; and last, the shaft from the forward-rear axle to the rear-rear axle.



6X4, W/AUXILIARY TRANSMISSION  
AND ONE CENTER BEARING

Exceptions to the procedure are: (1) Trucks with front driving axles (6 x 6 or 4 x 4). The shaft from the transfer case to the front axle is always listed last on Line Set Tickets for these trucks. (2) 1853FC and 3900FC models (forward-control school buses) with three center bearings list the third shaft last - the one between second and third center bearings - after the rear shaft.

This cross-reference can be used to determine the part numbers of the propeller tube assembly, slip yoke, and the U-joint kits without requiring any information other than the 10-digit code number of the production shafts as shown on the Line Set Ticket.

FIG 6-5.1  
SHAFT, ASSY PROP METRIC

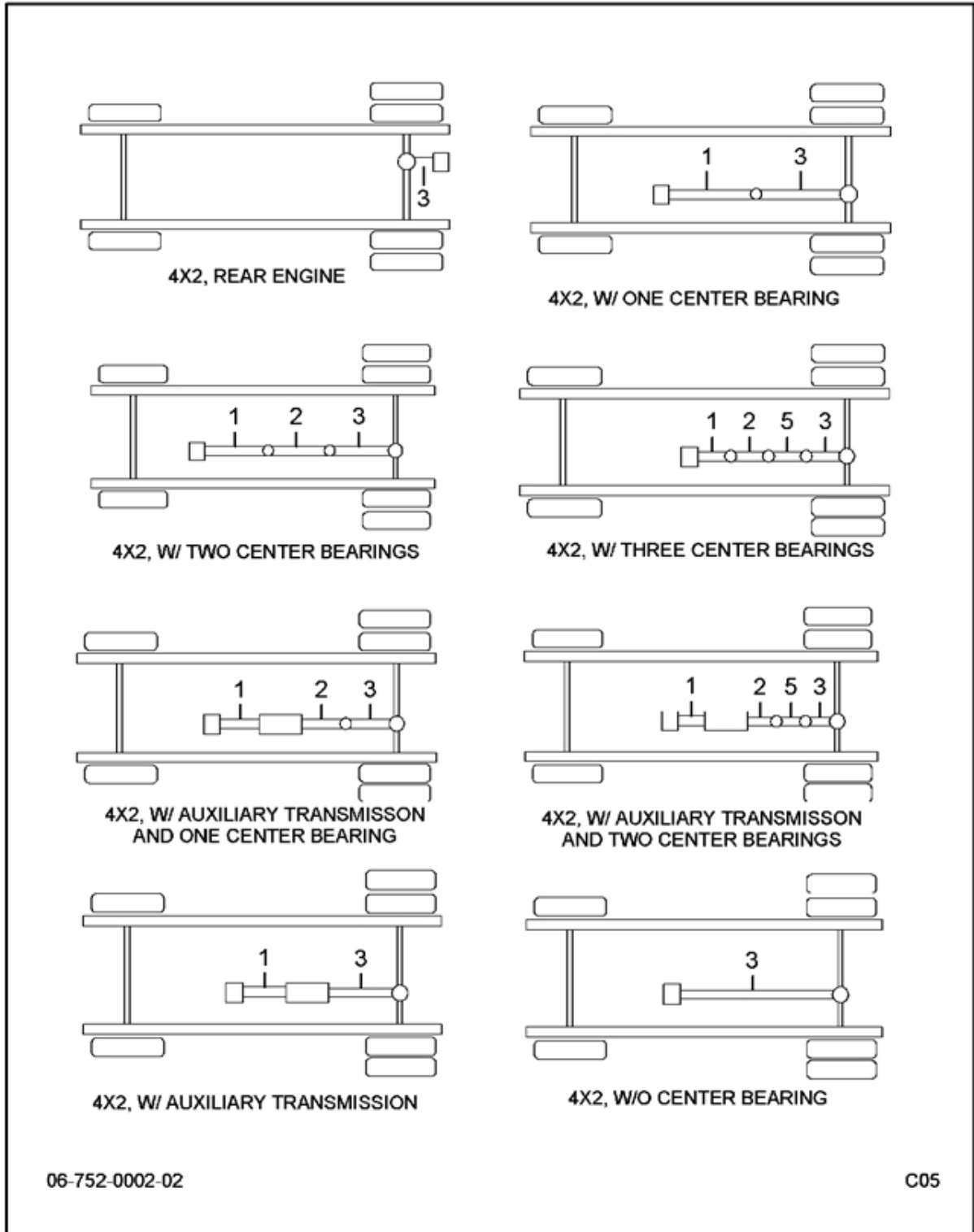


FIG 6-5.1  
SHAFT, ASSY PROP METRIC

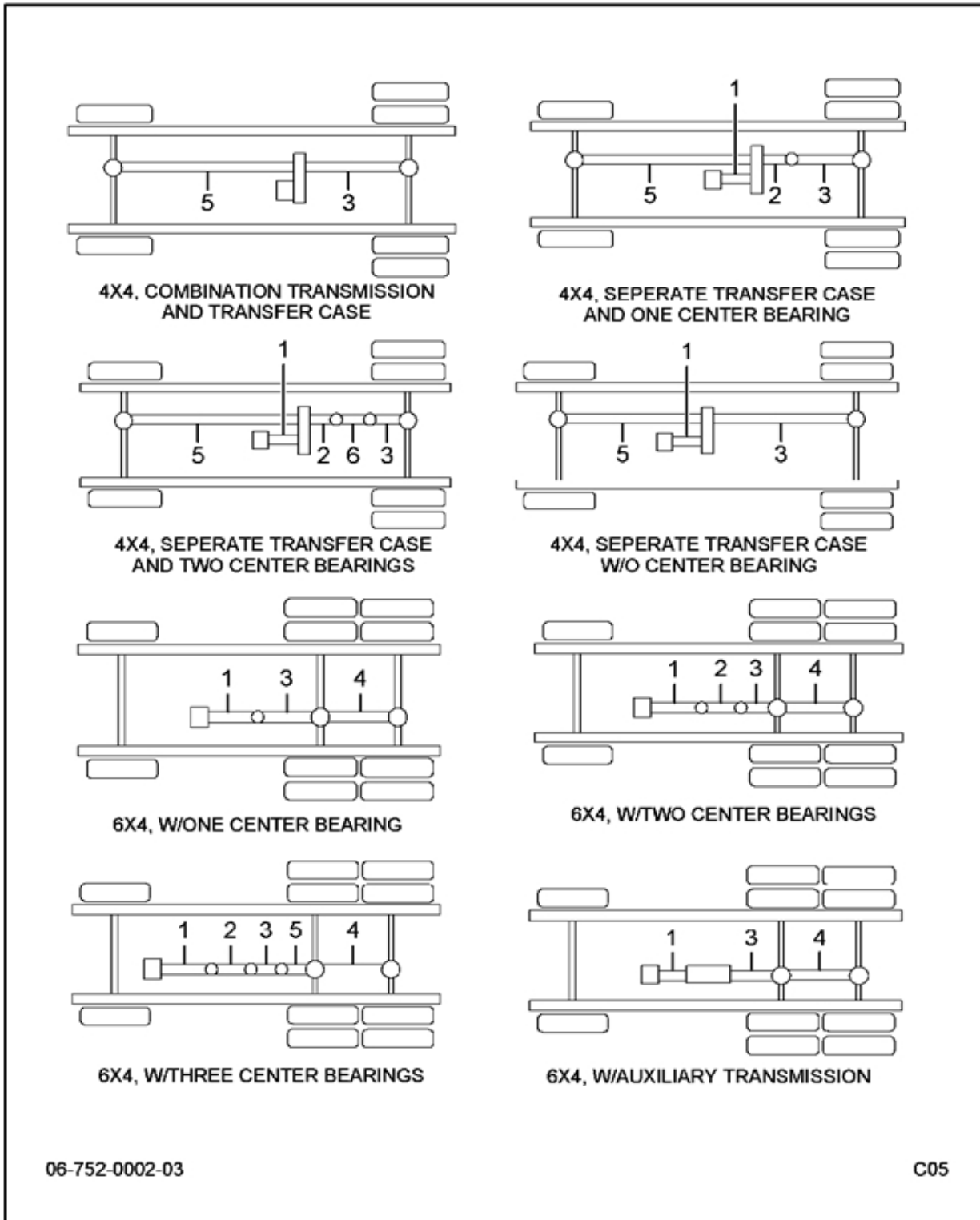


FIG 6-5.1  
SHAFT, ASSY PROP METRIC

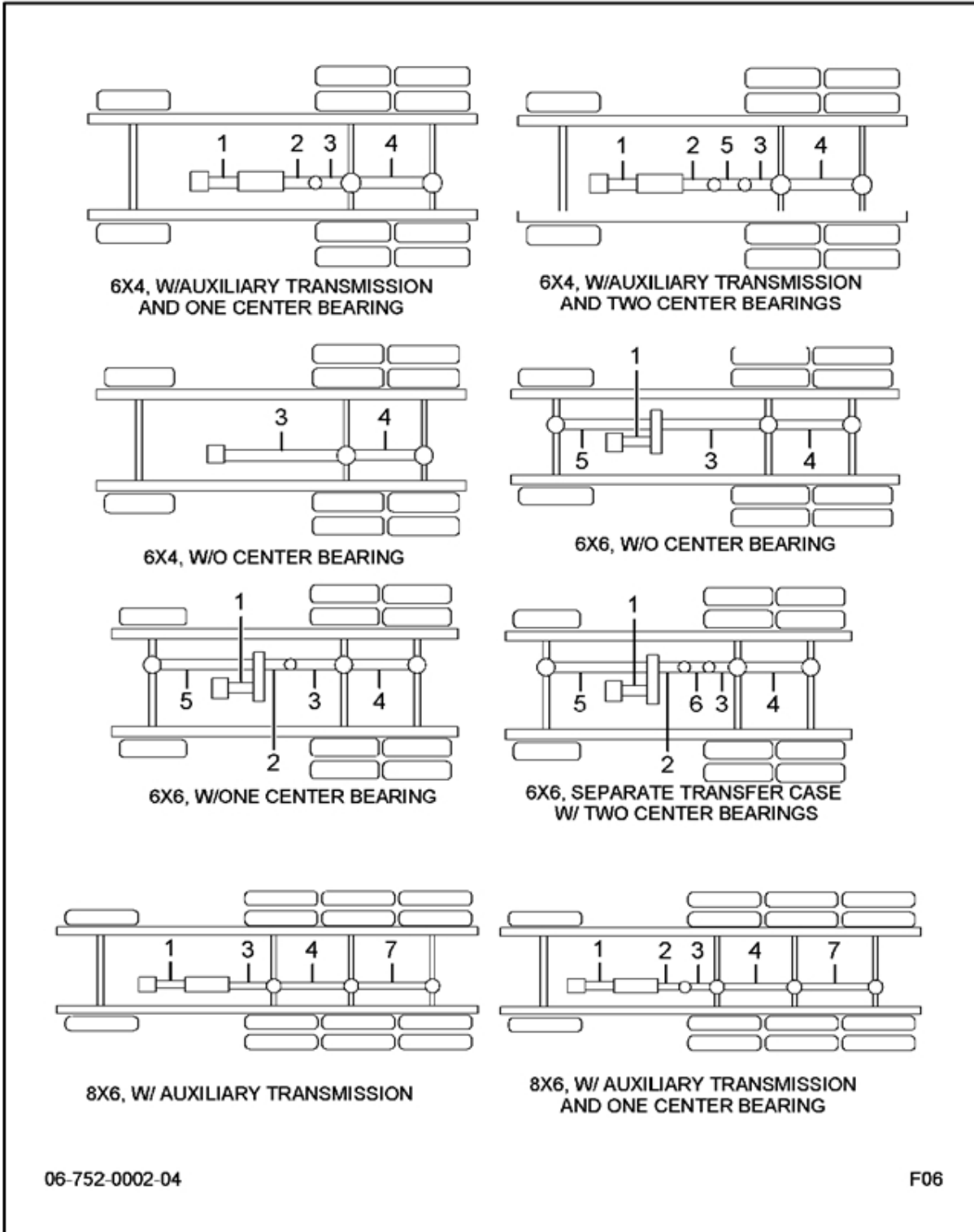
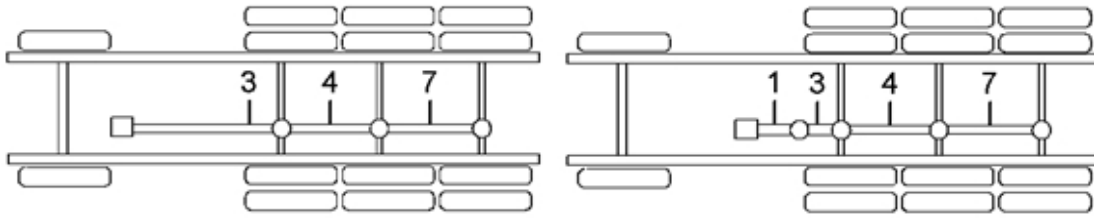
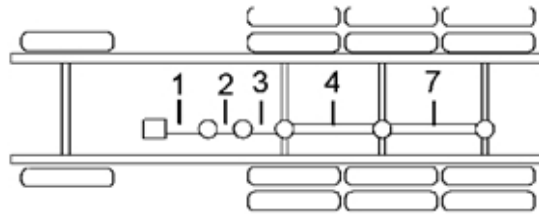


FIG 6-5.1  
SHAFT, ASSY PROP METRIC

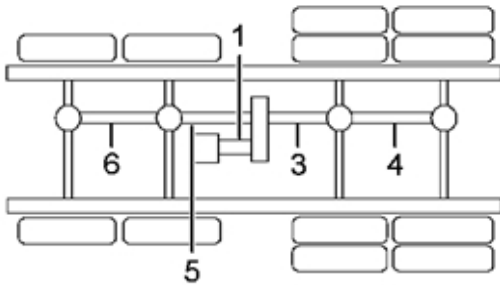


8X6, W/O CENTER BEARING

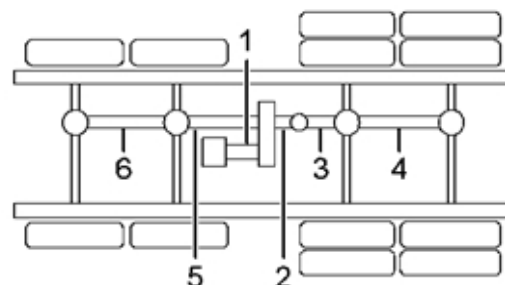
8X6, W/ ONE CENTER BEARING



8X6, W/ ONE CENTER BEARING



8X8, W/O CENTER BEARING



8X8, W/ONE CENTER BEARING

FIG 6-5.1  
SHAFT, ASSY PROP METRIC

Item	Part Number	Qty	Description	Kit	Var	Fig
001		RF	SEE SHEET 1 FOR FABRICATION			
		RF	SEE SHEET 2 FOR COMPONENTS			
01B		1	TUBE, ASSY SVC WELDED SPL-140			
01C	2500649C1	1	TUBE, WELDED BULK 4.2X.137X108			
01D	2504885C1	1	YOKE, PROP TUBE WELD SPL-140			
01E	2504888C1	1	END, SPLINED STUB SPL-140			
02B	2500677C91	1	KIT, U-JOINT SPL-140 FRONT			
02C	2500677C91	1	KIT, U-JOINT SPL-140 REAR			
800		RF	NOTE: THE FOLLOWING PARTS ARE NON-ILLUSTRATED			
801	2504889C91	1	SHAFT, YOKE SPL140			
802	2504890C91	1	KIT, REPAIR BOOT & RETAINER			
803	2500673C91	2	KIT, U-JT BOLT/RETAINER SPL-140			
804		4	PLATE, LK U-JT BRG			
805	2500670C1	8	BOLT, 12 PT HD M8X1.00-6G U-JT			
806	2501497C1	2	LUBRICATOR, GREASE DUAL HEAD			
807	3524814C1	4	RETAINER, U-JT BRG 1/2RD SPL140			
808	3513117C1	8	BOLT, 12 PT HD M12X1.25-6G			
880		RF	NOTE: ASM BELOW COMPRISED OF ABOVE COMPONENTS			
881	414STHXXX	RF	SHAFT, ASSY PROP METRIC			

Group 07  
Exhaust



FIG 7-1  
EXHAUST BRAKE, W/I6 ENGINE

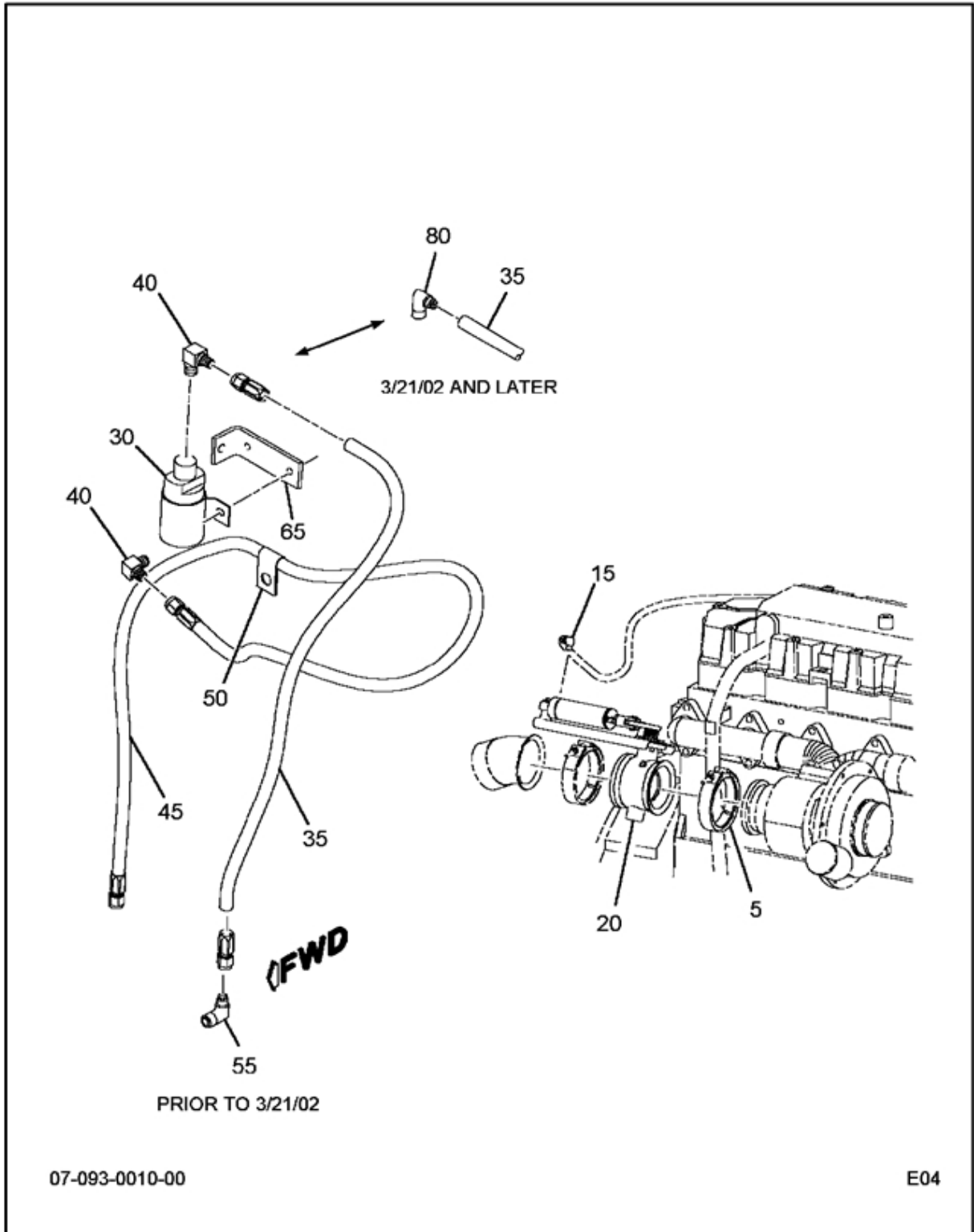
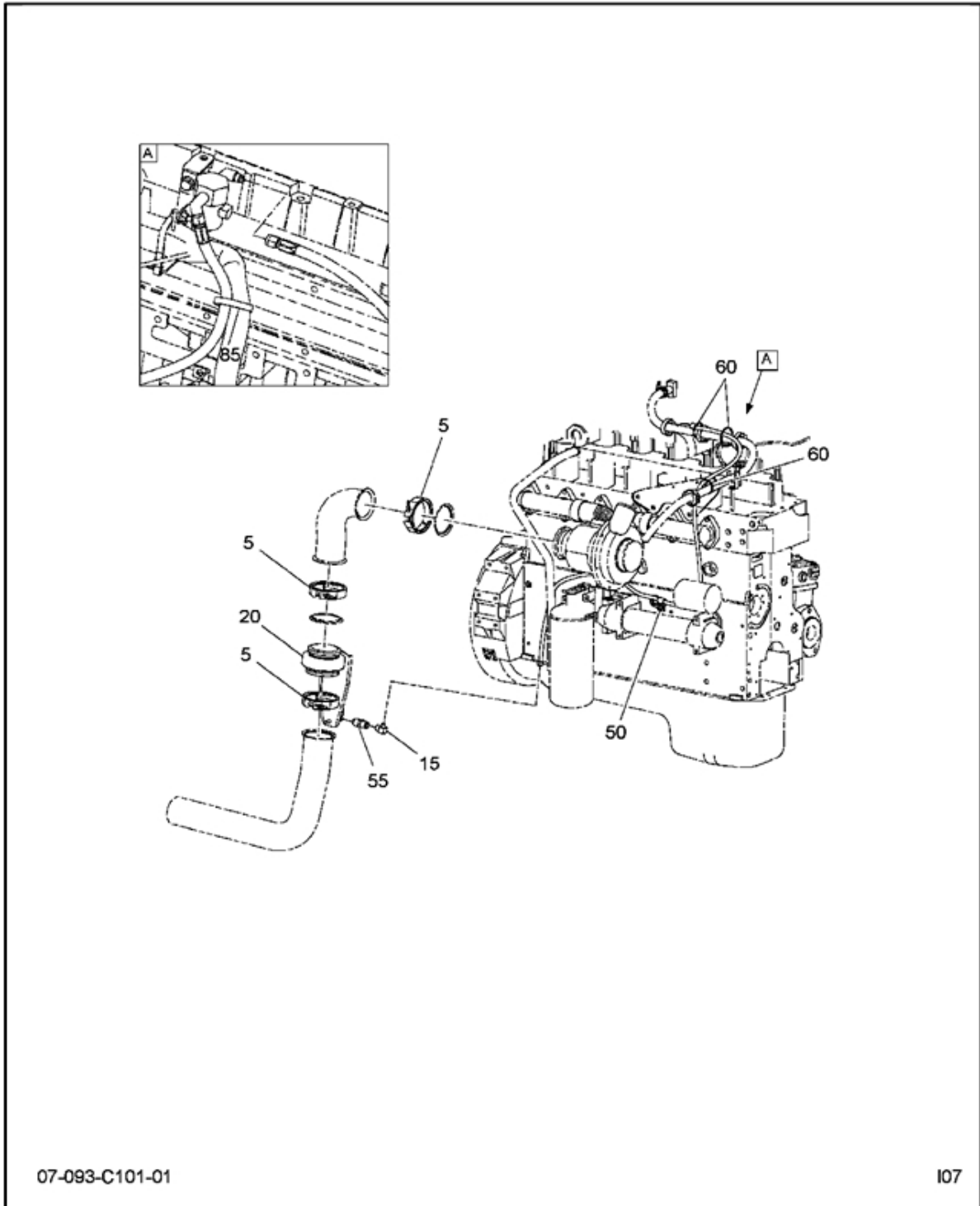


FIG 7-1  
EXHAUST BRAKE, W/I6 ENGINE



07-093-C101-01

107

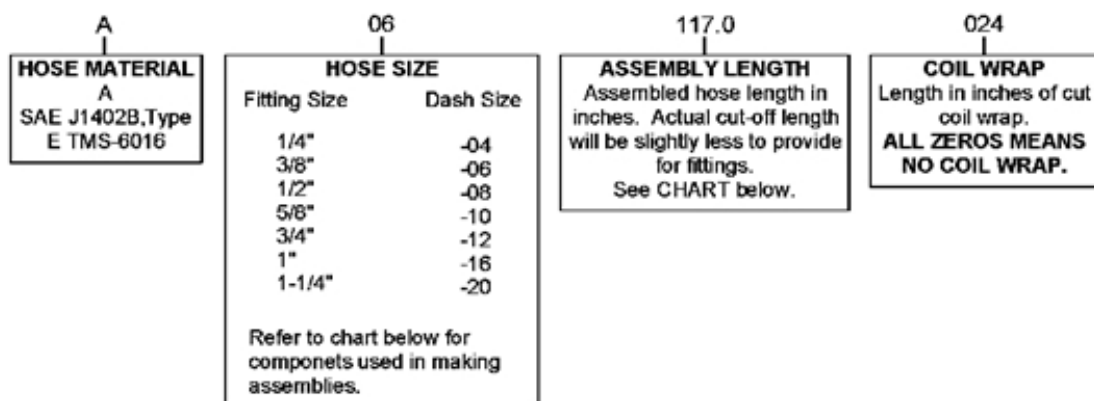
FIG 7-1  
EXHAUST BRAKE, W/I6 ENGINE

Item	Part Number	Qty	Description	Kit	Var	Fig
005	3575670C91	1	CLAMP,EXHAUST PIPE*EXH BRAKE T		OMKDJ	
015	118753	1	ELBOW, 1/4 PLN 45D FLARED TUBE		OMKDJ	
020	3575124C91	1	BRAKE,COMPRESSION*PACBRAKE EXH		OMKDM	
030	3552155C1	2	PC 10.9 HEX HD CAP SCREW		OMKDJ	
	3544378C1	2	NUT,HEX METRIC PREV. TORQ*M6 H		OMKDJ	
	288905C91	1	VALVE,ASSY SOLENOID OPER AIR		OMKDJ	
035	417196C3	AR	TUBE,NYLON BULK 1/4 OD BLACK		OMKDJ	
040	425364R1	1	CONNECTOR,UNION 1/4PLN 45D FLA		OMKDJ	
045	A040500000	1	HOSE,ASSY REH		OMKDJ	A000000000
050	299407C1	1	CLAMP,.500 CABLE HOLD DOWN		OMKDJ	
	30848R2	1	BOLT, M10 X 20MM PHC FLG CLASS		OMKDJ	
055	2017481C1	1	CONNECTOR,PUSH TO CONNECT*		OMKDJ	
060	289862C1	3	STRAP		OMKDJ	
065	3544378C1	1	NUT,HEX METRIC PREV. TORQ*M6 H		OMKDJ	
	3552155C1	1	PC 10.9 HEX HD CAP SCREW		OMKDJ	
	2024708C1	1	BRACKET,CONT VLV COMP BRK		OMKDJ	
080	2017510C1	1	ELBOW,QC 90D 1/4NPT X 1/4QC		OMKDJ	
085	289862C1	1	STRAP		OMKDJ	

## FIG 7-1.1 HOSE, ASSEMBLY COMPONENTS

### EXPLANATION OF 10-DIGIT CODE (Example: A061170024)

The following example explains the make-up of the 10-digit code. In this example, the hose material is per SAE J1402B, Type E, TMS-6016. The hose size is 3/8 inch. Assembly is 117 inches, including fittings (actual hose cut-off length is listed in the Conversion Lists and is 115 inches). The coil wrap length is 24 inches.



### HOSE, ASSEMBLY COMPONENTS (By Dash Size)

All of the components used to fabricate a complete assembly are listed by a dash number of reference in the chart below. Always use the part number listed in the Conversion Lists of fabricate assemblies.

Component	-04	-06	-08	-10	-12	-16	-20
<b>Fitting (2) Req'd</b>	592 942 C91	592 943 C91	592 944 C91	592 945 C91	592 946 C91	375 161 C2	407 994 C2
<b>Bulk Hose (1 ft.)</b>	375 051 C2	375 053 C2	375 054 C2	375 055 C2	375 056 C2	375 057 C2	407 995 C2
<b>Bulk Coil Wrap (1 ft.)</b>	375 044 C1	375 046 C1	375 047 C1	375 048 C1	375 049 C1	375 050 C1	407 996 C1
<b>*Sub Allow For Fittings.</b>	1.8	2.0	2.3	2.6	2.7	3.0	3.2

FIG 7-1.1  
HOSE, ASSEMBLY COMPONENTS

Item	Part Number	Qty	Description	Kit	Var	Fig
001	592942C91	2	FITTING,HOSE 1/4" AIR			
	375051C2	AR	HOSE,BULK 1/4" AIR			
	375044C1	AR	LOOM,CABLE 1/4"			
	592943C91	2	FITTING,HOSE 3/8" AIR			
	375053C2	AR	HOSE,BULK 3/8" AIR			
	375046C1	AR	LOOM, CABLE 3/8"			
	592944C91	2	FITTING,HOSE 1/2" AIR			
	375054C2	AR	HOSE,BULK 1/2" AIR			
	375047C1	AR	LOOM,HOSE (1/2")			
	592945C91	2	FITTING,HOSE 5/8" AIR			
	375055C2	AR	HOSE,BULK, 5/8" AIR			
	375048C1	AR	LOOM,CABLE 5/8"			
	592946C91	2	FITTING,HOSE 3/4" AIR			
	375056C2	AR	HOSE,BULK 3/4" AIR			
	375049C1	AR	LOOM,CABLE 3/4"			
	375161C2	2	FITTING,HOSE 1" AIR			
	375057C2	AR	HOSE,BULK 1" AIR			
	375050C1	AR	LOOM,CABLE 1"			
	407994C2	2	FITTING,HOSE 1 1/4" AIR			
	407995C2	AR	HOSE,BULK (1-1/4")			
	407996C1	AR	LOOM,HOSE (1-1/4")			
880		RF	NOTE: ASM BELOW COMPRISED OF ABOVE COMPONENTS			
881	A000000000	RF	HOSE, ASSEMBLY COMPONENTS			

FIG 7-2  
EXHAUST SYSTEM, ENGINE TURBO PIPE EFFECTS

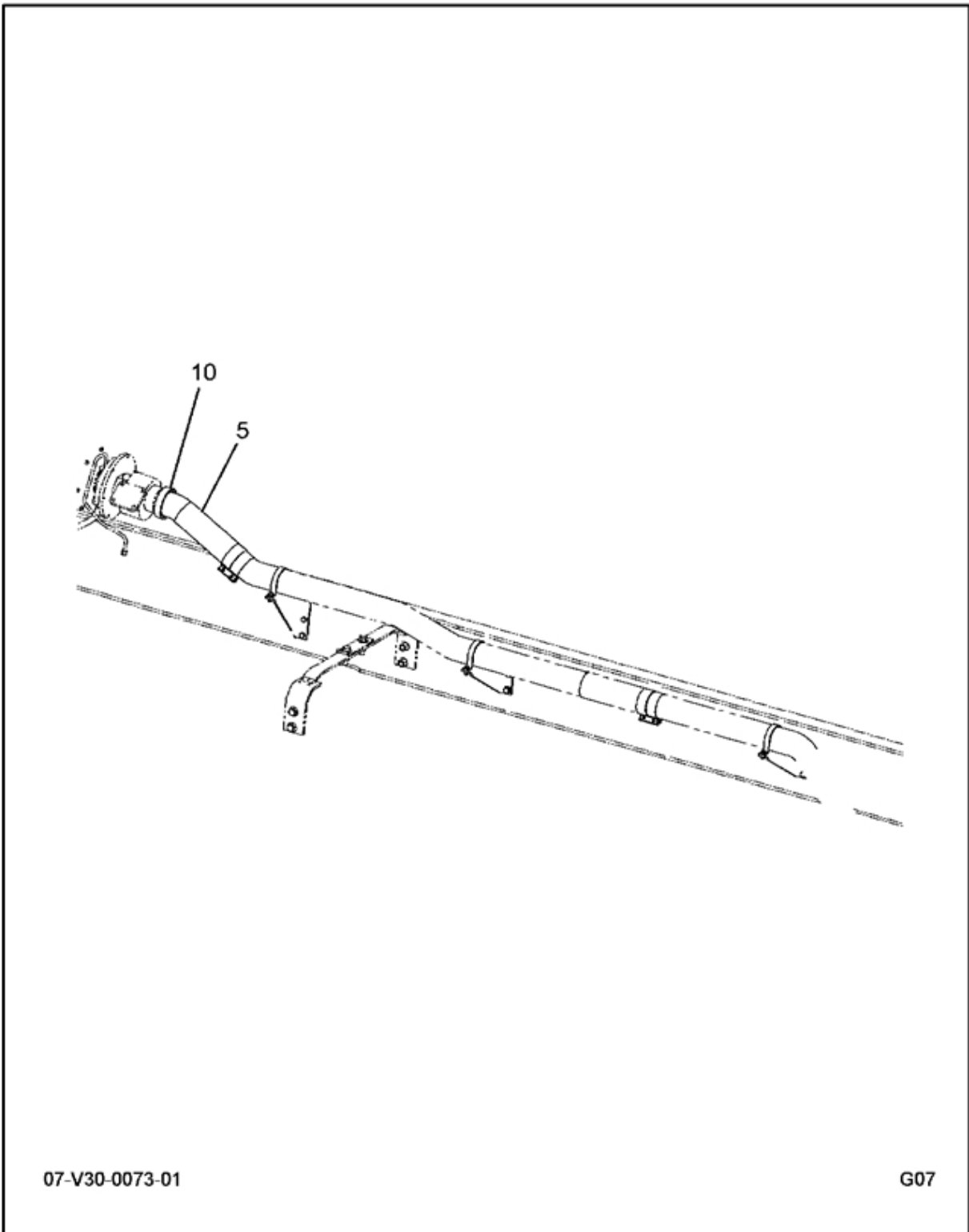
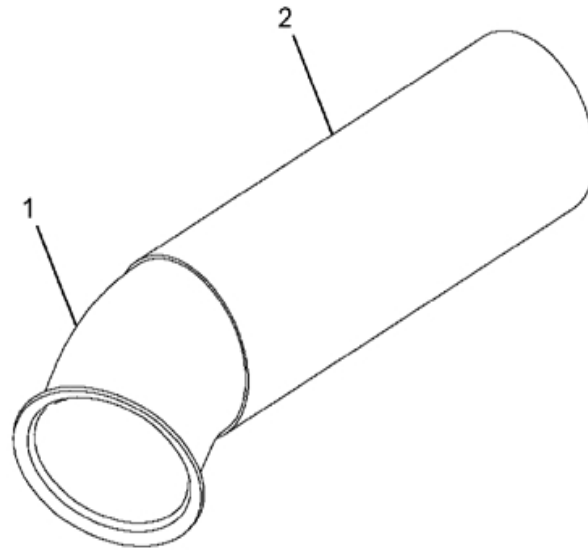


FIG 7-2  
EXHAUST SYSTEM, ENGINE TURBO PIPE EFFECTS

Item	Part Number	Qty	Description	Kit	Var	Fig
005	3541415C1	1	PIPE,TURBO		0RJL4	3541415C1
010	3553803C2	1	CLAMP,EXHAUST PIPE*CLAMP, TURB		0RJL4	

FIG 7-2.1  
PIPE, TURBO



07-V30-0015-01

B05



FIG 7-2.1  
PIPE, TURBO

Item	Part Number	Qty	Description	Kit	Var	Fig
001	3541414C1	1	PIPE, TURBO			
002	753329C1	1	TUBE, FLEX			
880		RF	NOTE: ASM BELOW COMPRISED OF ABOVE COMPONENTS			
881	3541415C1	RF	PIPE, TURBO			

FIG 7-3  
EXHAUST SYSTEM, MUFFLER MOUNTING

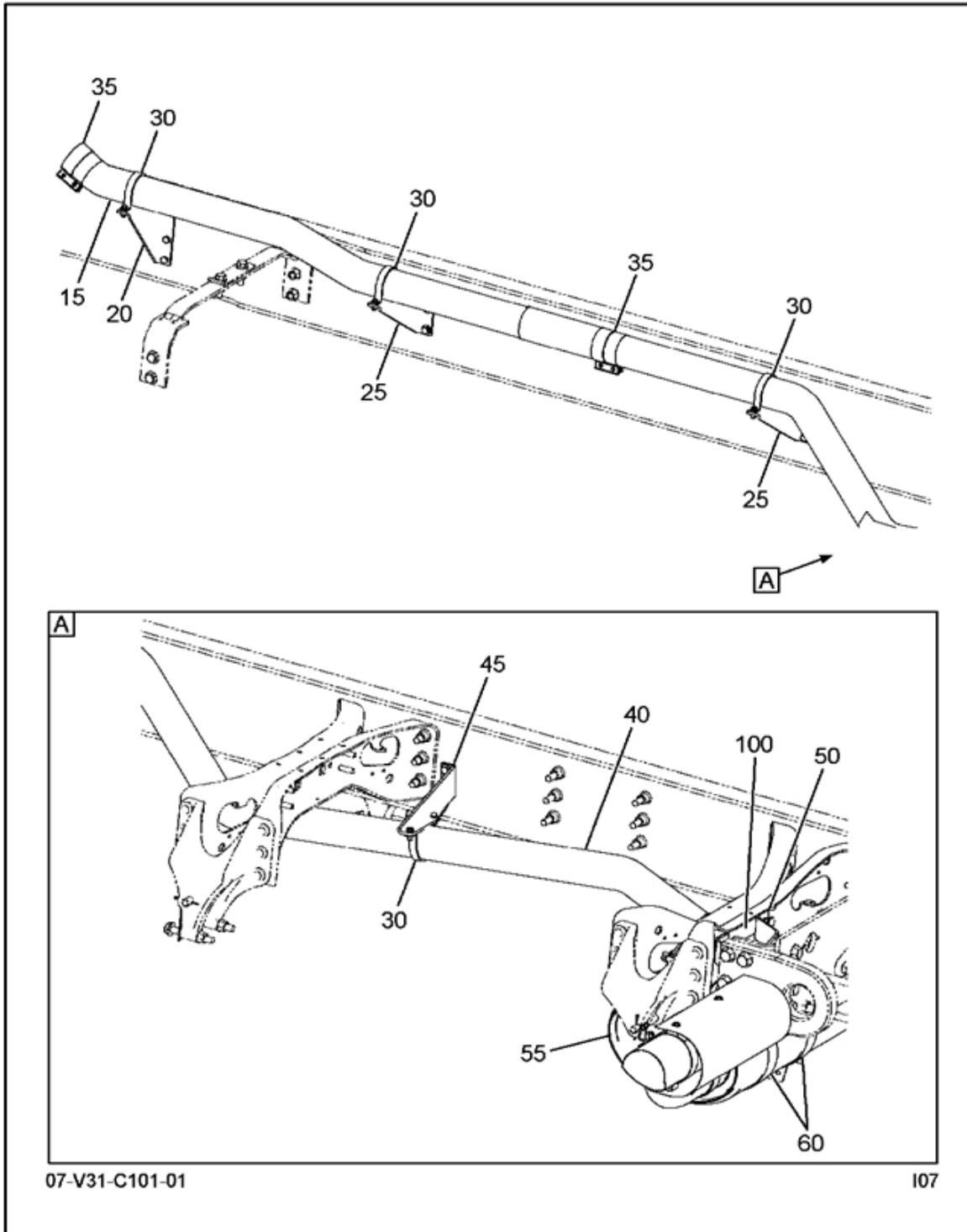
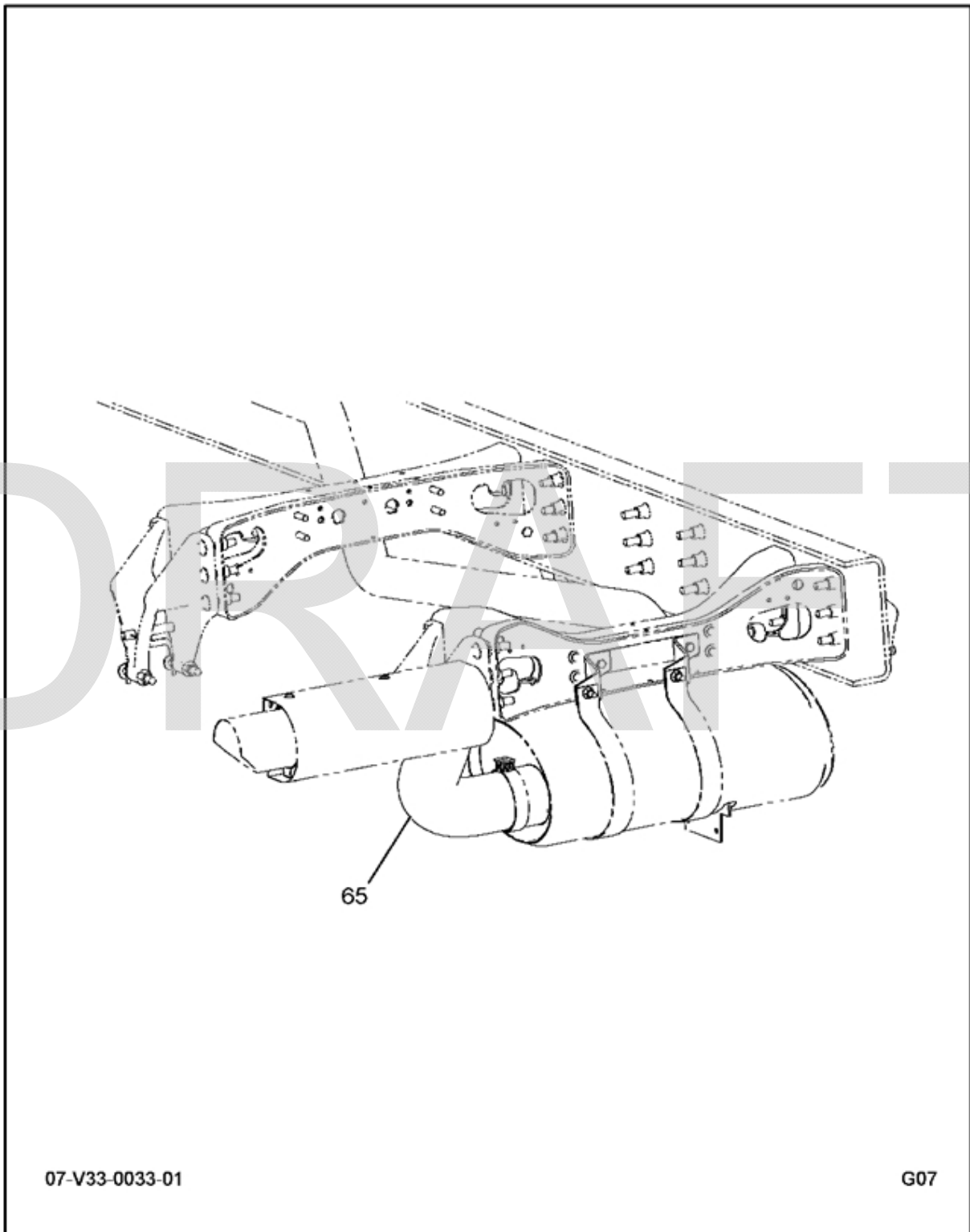


FIG 7-3  
EXHAUST SYSTEM, MUFFLER MOUNTING

Item	Part Number	Qty	Description	Kit	Var	Fig
015	3819775C1	1	PIPE,EXHAUST, INTERMEDIATE		ORJL5	
020	3821015C1	1	SUPPORT, EXHAUST PIPE		ORJL5	
	3535859C1	2	NUT,HEX METRIC PREV. TORQ*M12		ORJL5	
025	3819167C1	1	SUPPORT, EXHAUST PIPE		ORJL5	
	3535858C1	2	BOLT,HEX FLG HD METRIC*M12-1.7		ORJL5	
	3535859C1	2	NUT,HEX METRIC PREV. TORQ*M12		ORJL5	
	3819167C1	1	SUPPORT, EXHAUST PIPE		ORJMV	
	3535859C1	2	NUT,HEX METRIC PREV. TORQ*M12		ORJMV	
	3535858C1	2	BOLT,HEX FLG HD METRIC*M12-1.7		ORJMV	
030	40066R1	4	NUT, M8 - HF LOCK		ORJL5	
	31055R1	4	HEX CAP BOLT 8M - 1.25 X 25		ORJMV	
	31055R1	4	HEX CAP BOLT 8M - 1.25 X 25		ORJL5	
	40066R1	4	NUT, M8 - HF LOCK		ORJMV	
	3608635C2	2	CLAMP,EXHAUST PIPESM		ORJL5	
	3608635C2	2	CLAMP,EXHAUST PIPESM		ORJMV	
035	EC35PLA	2	CLAMP,EXHAUST PIPE		ORJL5	
040	3819290C1	1	PIPE,EXHAUST, INTERMEDIATE		ORJMV	
045	3535858C1	2	BOLT,HEX FLG HD METRIC*M12-1.7		ORJMV	
	3535859C1	2	NUT,HEX METRIC PREV. TORQ*M12		ORJMV	
	3819943C1	1	SUPPORT, EXHAUST PIPE		ORJMV	
050	3535859C1	2	NUT,HEX METRIC PREV. TORQ*M12		ORJMV	
	3535858C1	2	BOLT,HEX FLG HD METRIC*M12-1.7		ORJMV	
	3673908C1	1	SUPPORT, MUFFLER		ORJMV	
055	3566365C2	1	MUFFLER,ASM EXHAUST*SS MRD INS		ORJMV	
060	3535858C1	4	BOLT,HEX FLG HD METRIC*M12-1.7		ORJMV	
	3535859C1	4	NUT,HEX METRIC PREV. TORQ*M12		ORJMV	
	3819779C1	2	CLAMP, MUFFLER		ORJMV	
100	3673909C1	1	SUPPORT, MUFFLER		ORJMV	

FIG 7-4  
EXHAUST SYSTEM, VERTICAL TAILPIPE



07-V33-0033-01

G07

FIG 7-4  
EXHAUST SYSTEM, VERTICAL TAILPIPE

Item	Number	Part Qty	Description	Kit	Var	Fig
065	3819241C2	1	PIPE, TAIL, AFTER MUFFLER		0RJLG	

FIG 7-5  
HEAT SHIELD, VERTICAL EXHAUST OR VERTICAL TAILPIPE

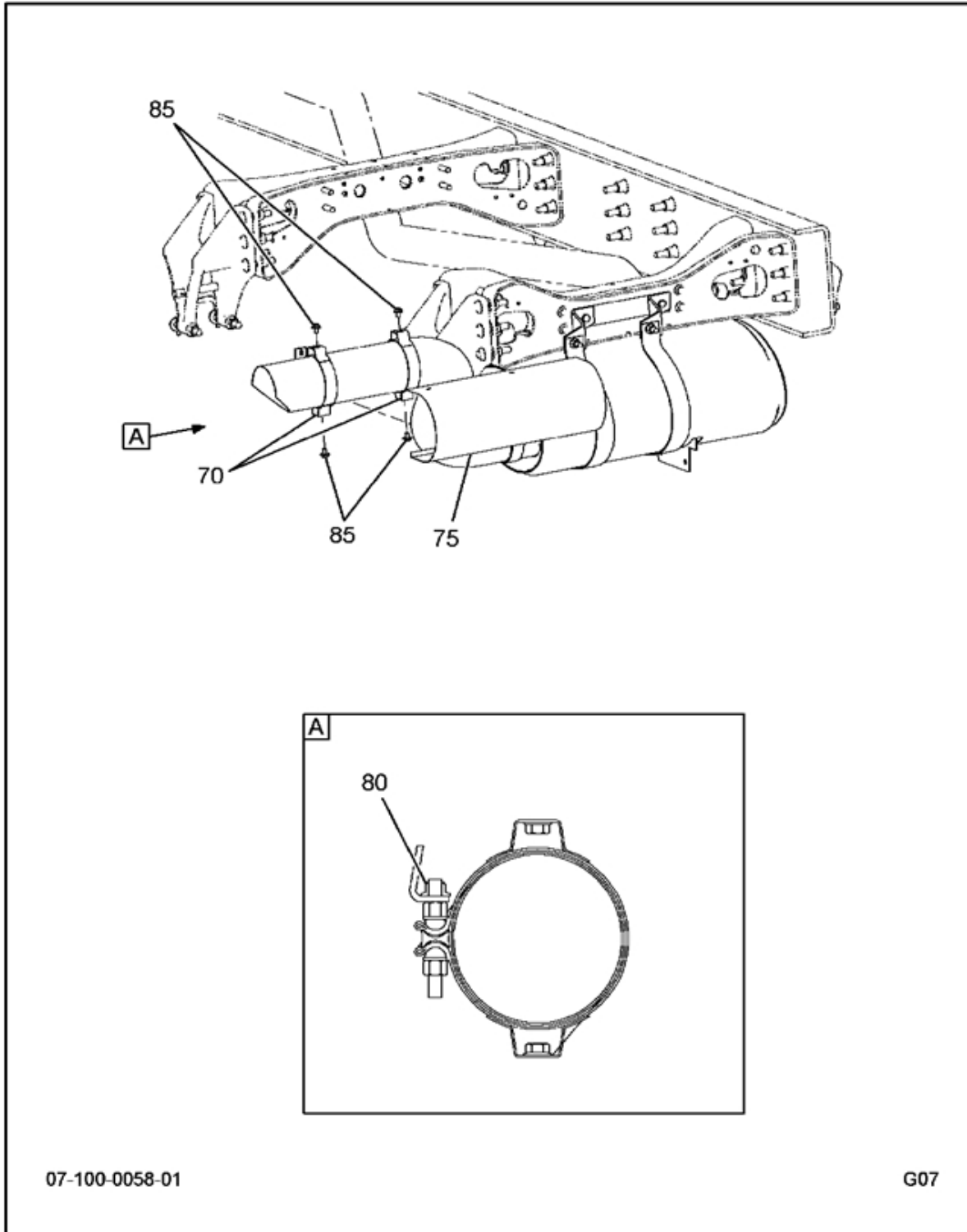


FIG 7-5  
HEAT SHIELD, VERTICAL EXHAUST OR VERTICAL TAILPIPE

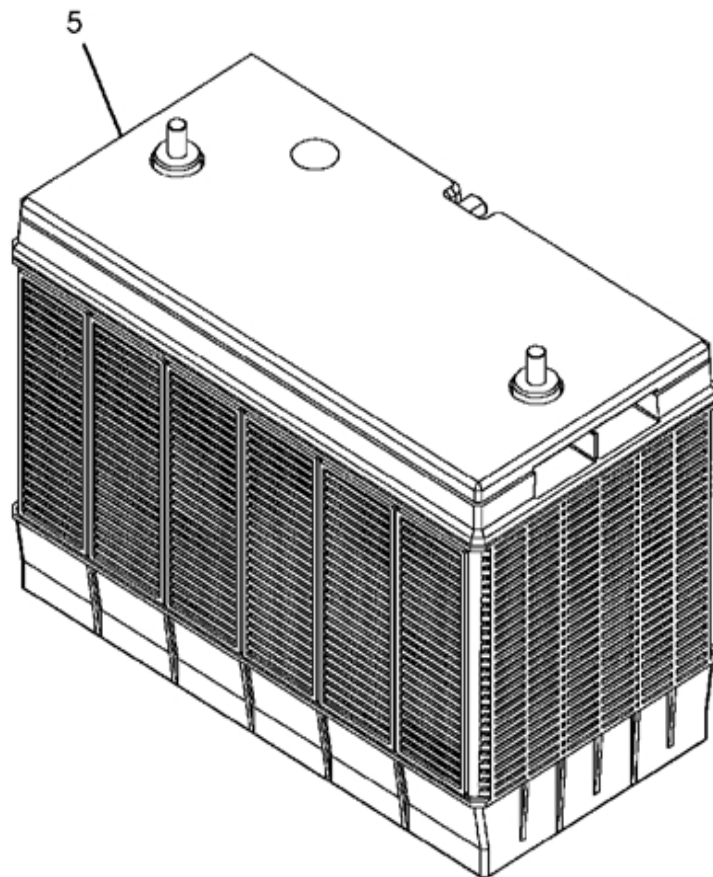
Part

Item	Number	Qty	Description	Kit	Var	Fig
070	3558220C1	2	CLAMP,EXH PIPE SHIELD 5IN / 12		ORJLH	
075	3819085C4	1	GUARD,MUFFLER,		ORJLH	
080	30754R1	1	NUT,LOCK OR HEX SPECIAL*PREVAI		ORJLH	
	3819350C1	1	SUPPORT, TAIL PIPE		ORJLH	
085	3546707C1	4	BOLT,HH*BOLT, HEX HEAD, M8-1.2		ORJLH	
	3542142C1	4	WASHER,GRAB HNDL MTC M8		ORJLH	

Group 08  
Electrical



FIG 8-1  
BATTERIES, COMPONENT



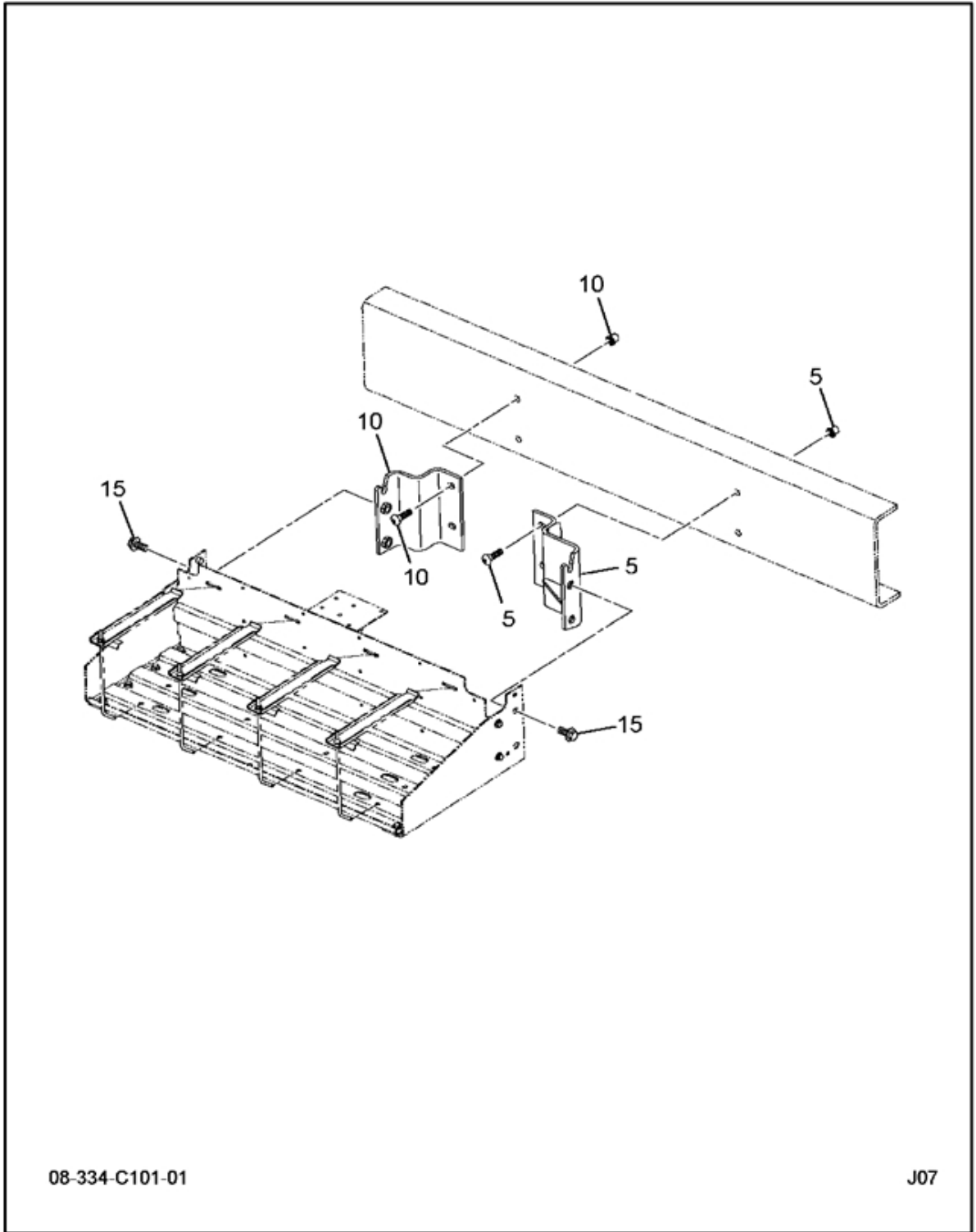
08-692-0002-01

D04

FIG 8-1  
BATTERIES, COMPONENT

Item	Part Number	Qty	Description	Kit	Var	Fig
005	3819622C1	4	BATTERY, 12V, 725 CCA, EXIDE,		ORLZH	

FIG 8-2  
BATTERY BOX INSTL, RSM FRAME BRACKETS



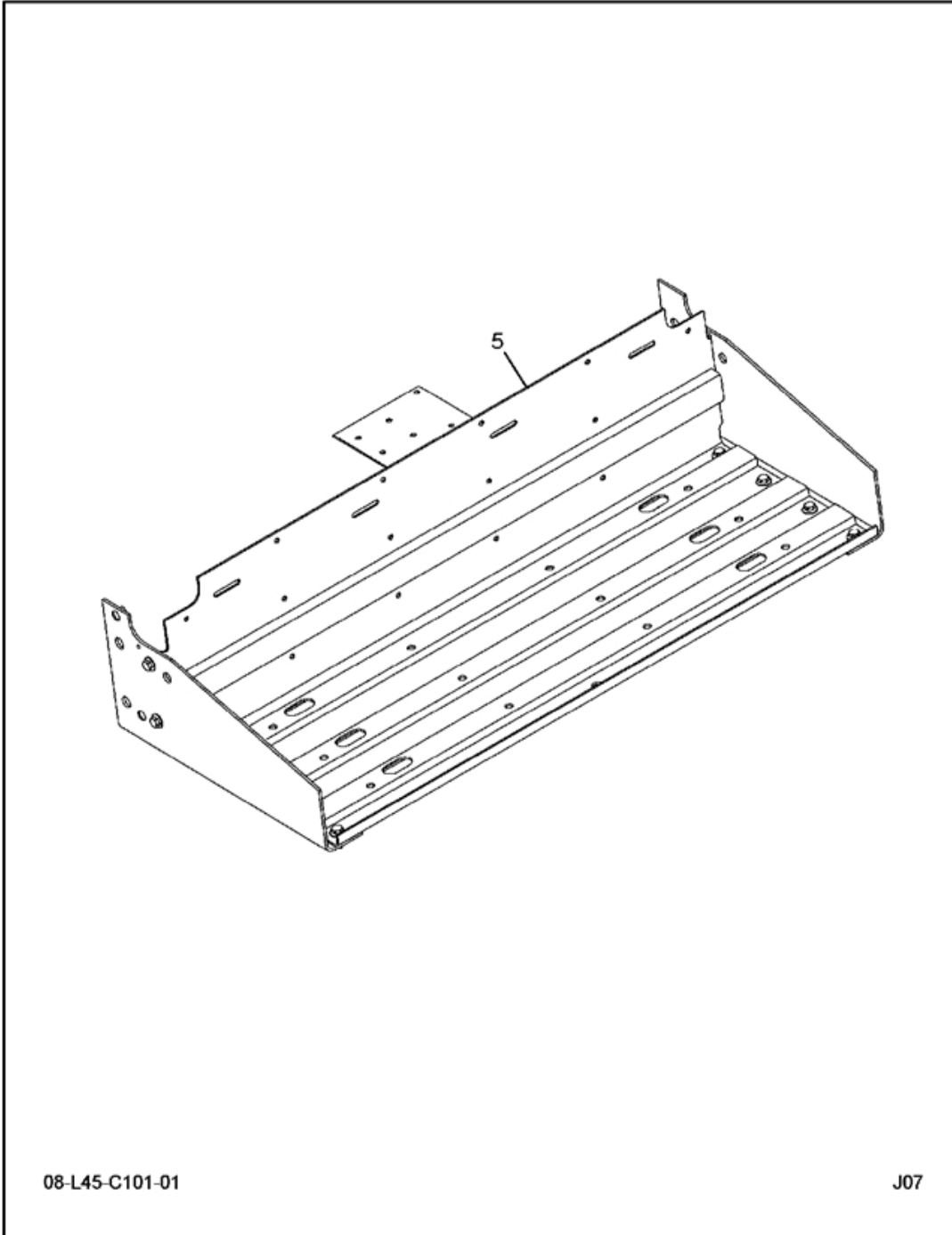
08-334-C101-01

J07

FIG 8-2  
 BATTERY BOX INSTL, RSM FRAME BRACKETS

Item	Part Number	Qty	Description	Kit	Var	Fig
005	1518213C1	2	COLLAR, HUCK 5/8 DIA.		OQLPR	
	1518208C1	2	BOLT,HUCK 5/8 DIA		OQLPR	
	3819750C2	1	SUPPORT, 42" BATT BOX, FRONT A		OQLPR	
010	1518213C1	2	COLLAR, HUCK 5/8 DIA.		OQLPR	
	3819749C2	1	SUPPORT, 42" BATT BOX, REAR AS		OQLPR	
	1518208C1	2	BOLT,HUCK 5/8 DIA		OQLPR	
015	40236R1	4	BOLT,HEX FLG HD METRIC*M16 X 4		OQLPR	

FIG 8-3  
BATTERY BOX



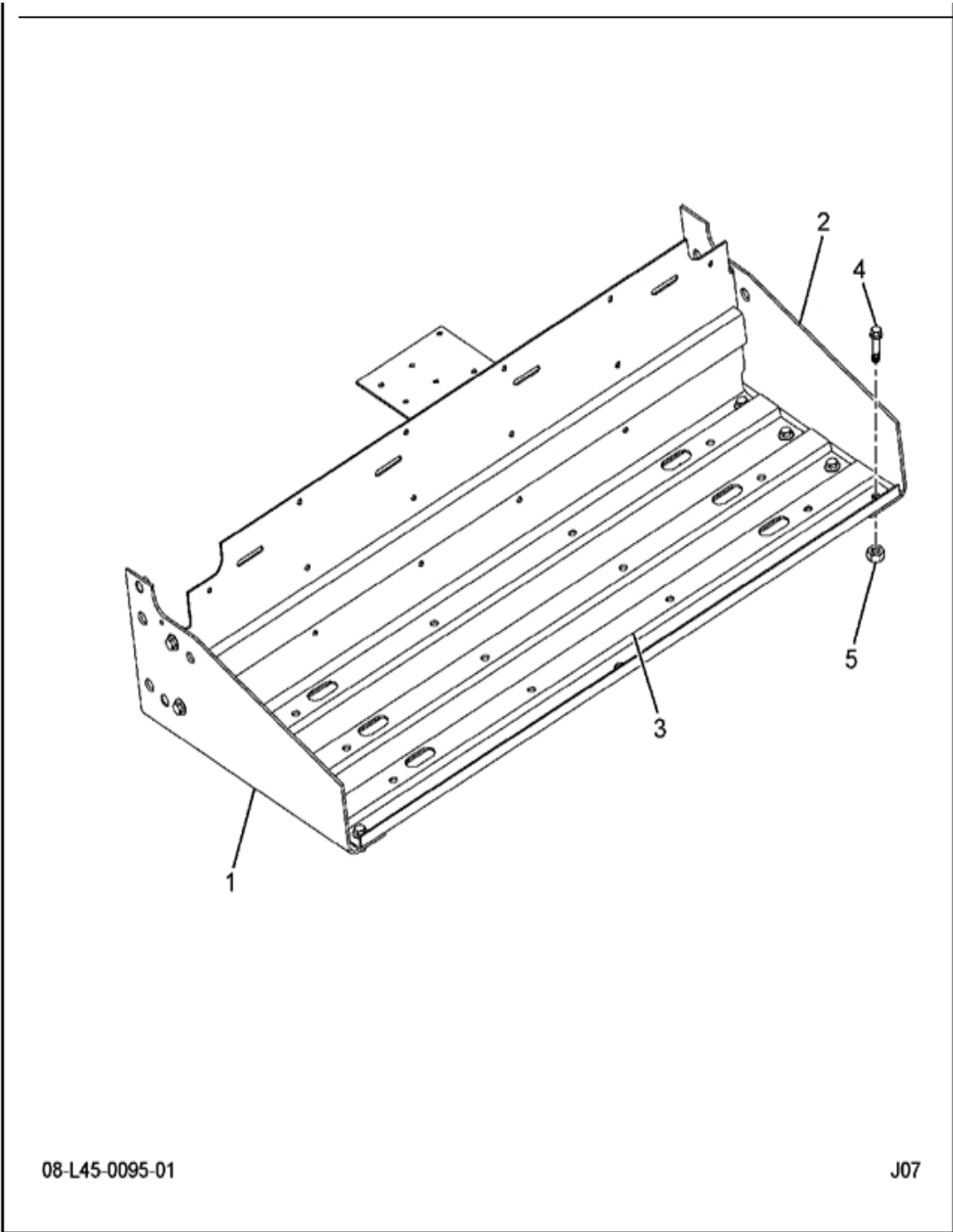
08-L45-C101-01

J07

FIG 8-3  
BATTERY BOX

Item	Part Number	Qty	Description	Kit	Var	Fig
005	3819744F92	1	MM,BBAT, 42" BATTERY BOX		ORHSX	3819744F92

FIG 8-3.1  
MM,BBAT, 42" BATTERY BOX



08-L45-0095-01

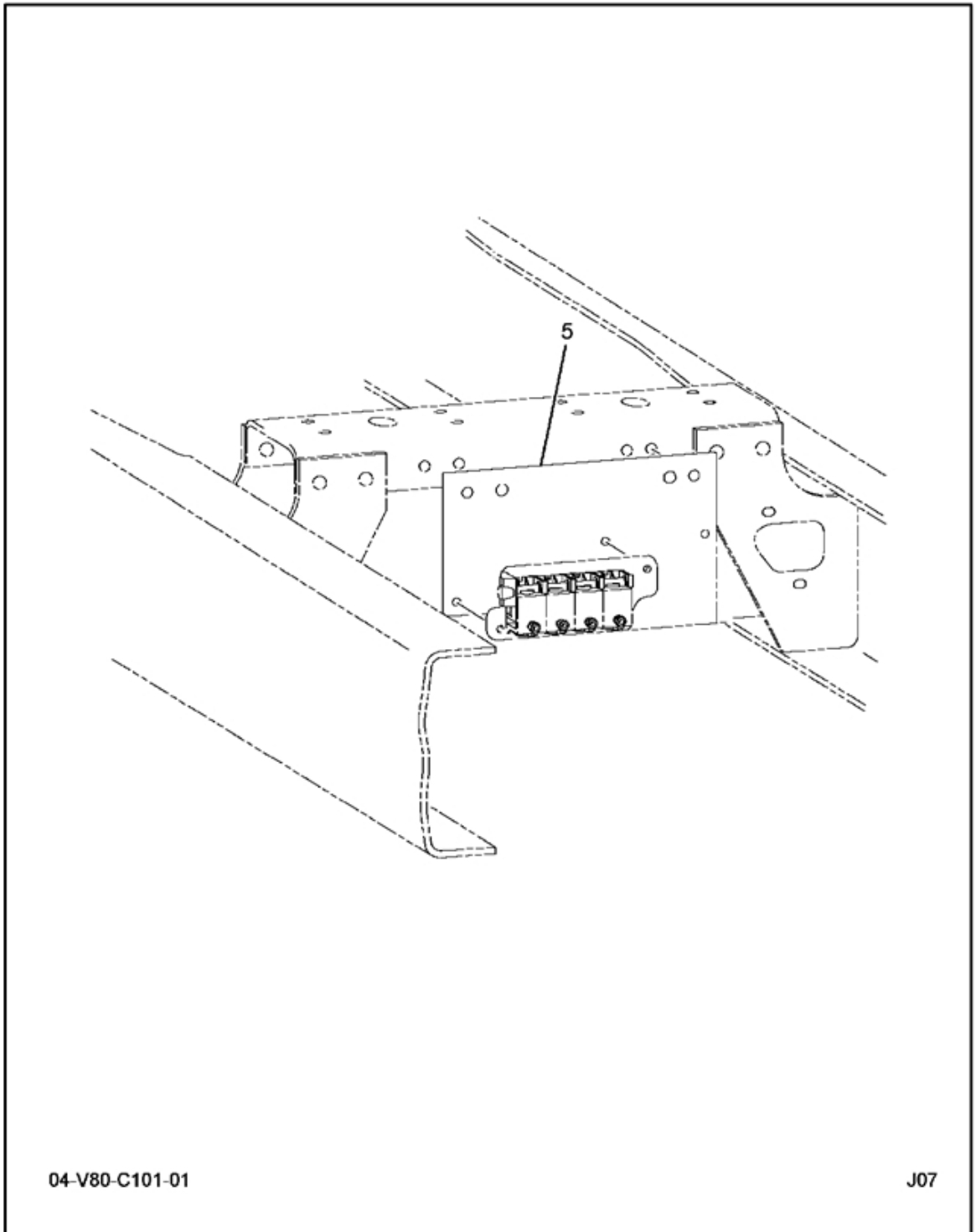
J07

FIG 8-3.1  
MM,BBAT, 42" BATTERY BOX

Item	Part Number	Qty	Description	Kit	Var	Fig
001	3819739C2	1	SUPPORT, BATTERY BOX LEFT			
002	3819740C2	1	SUPPORT, BATTERY BOX RIGHT			
003	3819698C2	1	TRAY,BATTERY, ASSY, 42			
004	40218R1	12	BOLT, HEX FLG HD METRIC M10X25			
005	3535556C1	12	NUT,HEX METRIC PREV TORQ M10 HEX FLANGE NUT			
880		RF	NOTE: ASM BELOW COMPRISED OF ABOVE COMPONENTS			
881	3819744F92	RF	MM,BBAT, 42" BATTERY BOX			



FIG 8-4  
BRACKET INSTL, SOLENOID AIR ACCESSORY



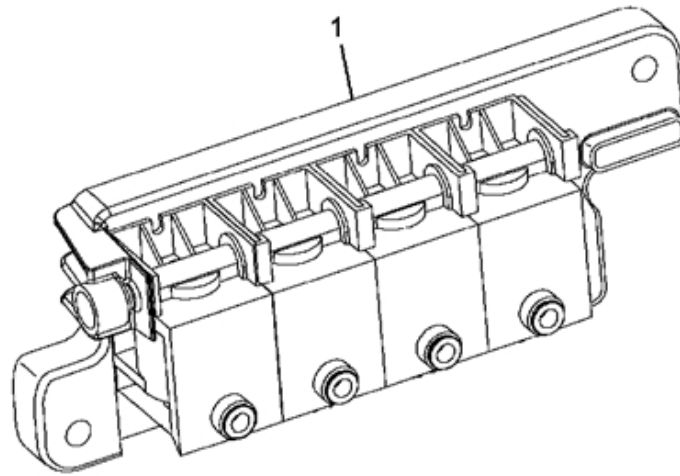
04-V80-C101-01

J07

FIG 8-4  
BRACKET INSTL, SOLENOID AIR ACCESSORY

Item	Part Number	Qty	Description	Kit	Var	Fig
005	3553321F91	1	BRACKET,SOLENOID*FOUR PACK		0CBR1	3553321F91

FIG 8-4.1  
BRACKET, SOLENOID, FOUR PACK



08-V80-C101-01

G07

FIG 8-4.1  
BRACKET, SOLENOID, FOUR PACK

Item	Part Number	Qty	Description	Kit	Var	Fig
001 880	2505594C1	1	BRACKET, MOUNTING SOLENOID, 4 PACK			2505594C1
		RF	NOTE: ASM BELOW COMPRISED OF ABOVE COMPONENTS			
881	3553321F91	RF	BRACKET, SOLENOID, FOUR PACK			

FIG 8-4.2  
BRACKET, MOUNTING SOLENOID 4 PACK

NON-ILLUSTRATED  
FIGURE

00-NON-ILLS-01

000

FIG 8-4.2  
BRACKET, MOUNTING SOLENOID 4 PACK

Item	Part Number	Qty	Description	Kit	Var	Fig
001	2507597C91	KT	KIT, AIR BRAKE, SOLENOID COVER PLATE			2507597C91
880		RF	NOTE: ASM BELOW COMPRISED OF ABOVE COMPONENTS			
881	2505594C1	RF	BRACKET, MOUNTING SOLENOID 4 PACK			

FIG 8-4.3  
KIT, AIR BRAKE ,SOLENOID COVER PLATE

NON-ILLUSTRATED  
FIGURE

00-NON-ILLS-01

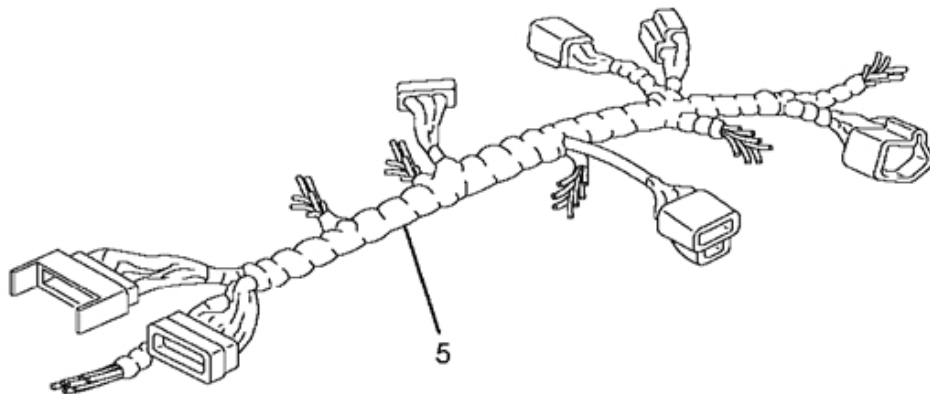
000

FIG 8-4.3  
 KIT, AIR BRAKE ,SOLENOID COVER PLATE

Item	Part Number	Qty	Description	Kit	Var	Fig
801		RF	COVER, AIR SOLENOID VALVE			
802		RF	RING, O			
803		RF	SCREW			
880		RF	NOTE: ASM BELOW COMPRISED OF ABOVE COMPONENTS			
881	2507597C91	RF	KIT, AIR BRAKE ,SOLENOID COVER PLATE			



FIG 8-5  
CENTER ELECTRICAL HARNESS



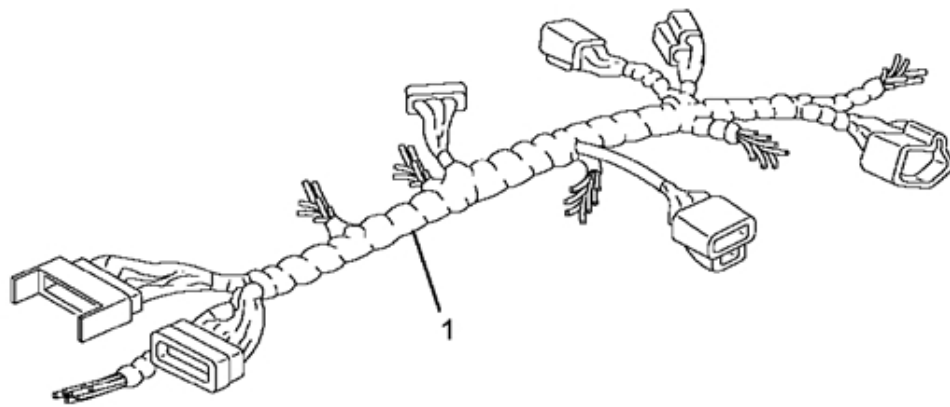
08-D01-0004-01

E04

FIG 8-5  
CENTER ELECTRICAL HARNESS

Item	Part Number	Qty	Description	Kit	Var	Fig
025	2506254C91		HARN,CTR CHAS-SVC ASM,1500,AIR		0M51M	2506254C91

FIG 8-5.1  
HARN,CTR CHAS-SVC ASM,1500,AIR



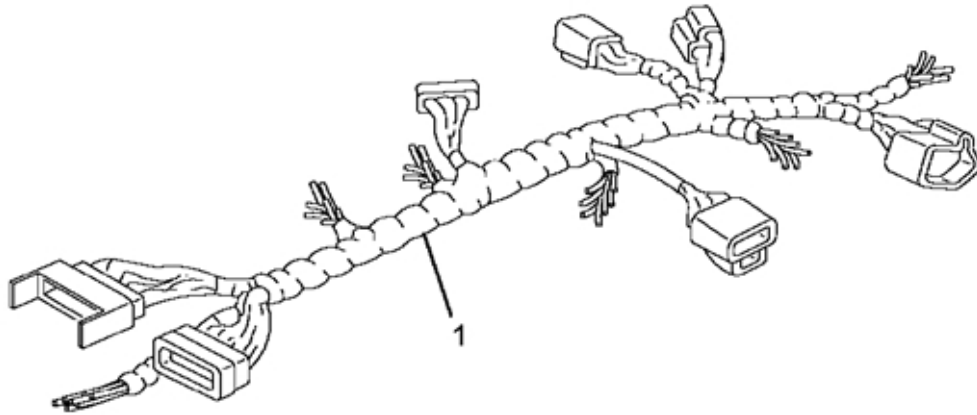
08-P58-0006-01

C03

FIG 8-5.1  
HARN,CTR CHAS-SVC ASM,1500,AIR

Item	Number	Part Qty	Description	Kit	Var	Fig
001	3555953F92	1	ELEC CTR CHAS, BASE +1500MM			3555953F92
	3555975F92	1	ELEC CTR CHAS, BENDIX A			3555975F92
	3553993F91	1	ELEC CTR CHAS, L AIR DR			3553993F91
	3553995F91	1	ELEC CTR CHAS,*R FUEL			3553995F91
880		RF	NOTE: ASM BELOW COMPRISED OF ABOVE COMPONENTS			
881	2506254C91	RF	HARN,CTR CHAS-SVC ASM,1500,AIR			

FIG 8-5.2  
ELEC CTR CHAS, BASE +1500MM



08-P58-0006-01

C03

FIG 8-5.2  
ELEC CTR CHAS, BASE +1500MM

Item	Part Number	Qty	Description	Kit	Var	Fig
001	3560433C91	1	HARNESS,LGT WRG,STOP,TAIL&TURN			
880		RF	NOTE: ASM BELOW COMPRISED OF ABOVE COMPONENTS			
881	3555953F92	RF	ELEC CTR CHAS, BASE +1500MM			

FIG 8-5.3

ELEC CTR CHAS, BENDIX A


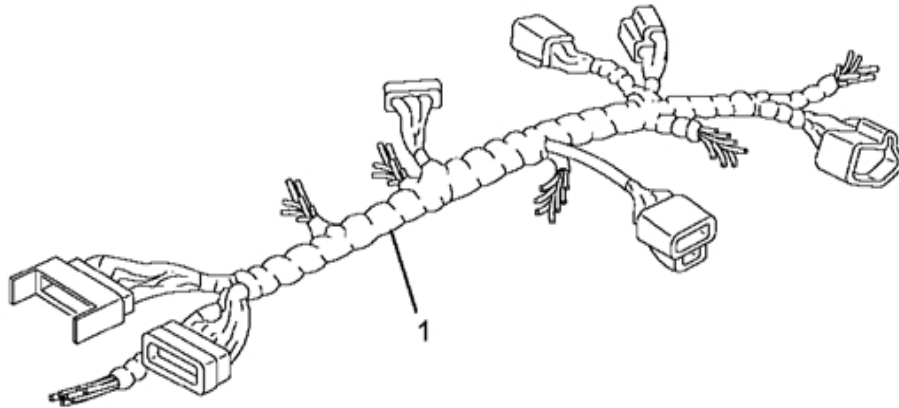


FIG 8-5.3  
ELEC CTR CHAS, BENDIX A

Item	Part Number	Qty	Description	Kit	Var	Fig
001	3560434C91	1	HARNESS,CHASSIS BENDIX AIR ABS			
	3560435C91	1	HARNESS,ANTILOCK BRAKE WIRING,			
880		RF	NOTE: ASM BELOW COMPRISED OF ABOVE COMPONENTS			
881	3555975F92	RF	ELEC CTR CHAS, BENDIX A			



FIG 8-5.4  
ELEC CTR CHAS, L AIR DR



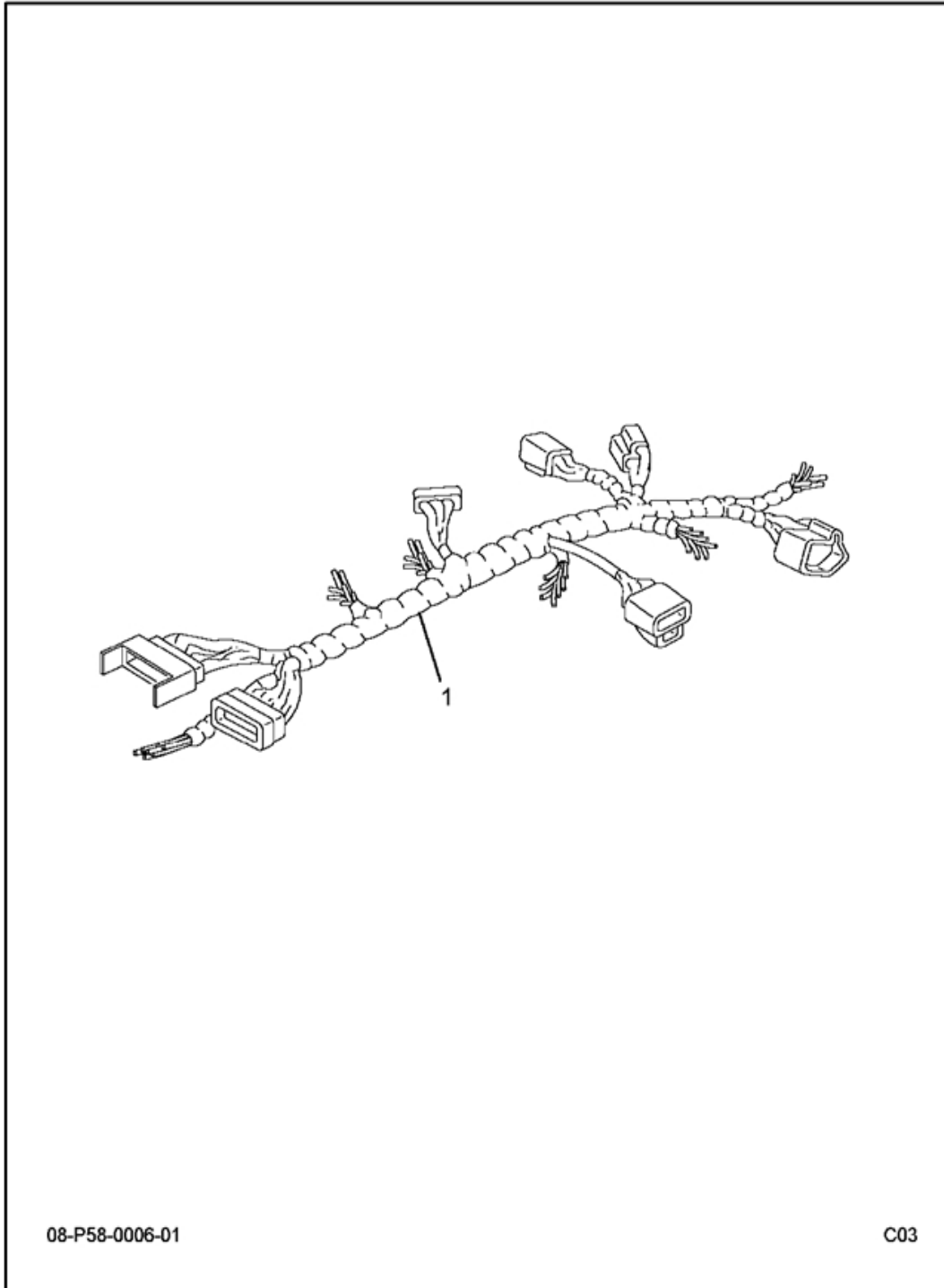
08-P58-0006-01

C03

FIG 8-5.4  
 ELEC CTR CHAS, L AIR DR

Item	Part Number	Qty	Description	Kit	Var	Fig
001	3554060C91	1	HARNESS,ELEC; AIR DRYER			
880		RF	NOTE: ASM BELOW COMPRISED OF ABOVE COMPONENTS			
881	3553993F91	RF	ELEC CTR CHAS, L AIR DR			

FIG 8-5.5  
ELEC CTR CHAS,\*R FUEL



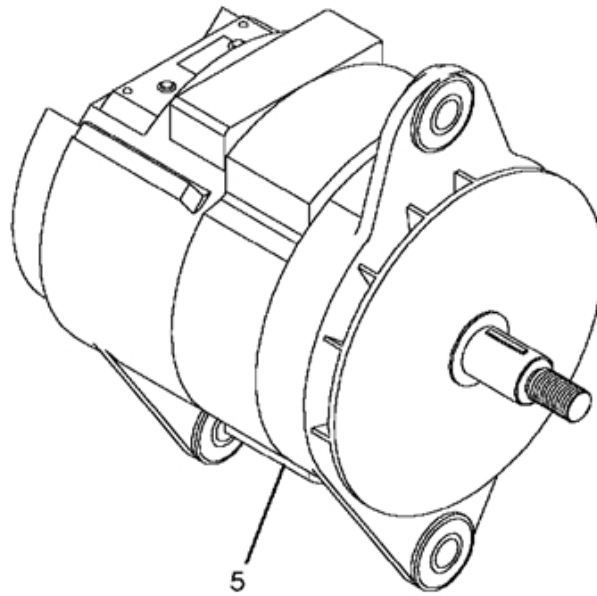
08-P58-0006-01

C03

FIG 8-5.5  
ELEC CTR CHAS,\*R FUEL

Item	Part Number	Qty	Description	Kit	Var	Fig
001	3554062C91	1	HARNESS,ELEC; FUEL TANK			
880		RF	NOTE: ASM BELOW COMPRISED OF ABOVE COMPONENTS			
881	3553995F91	RF	ELEC CTR CHAS,*R FUEL			

FIG 8-6  
COMPLETENESS; NGV ALTERNATOR, 24V



08-158-0010-10

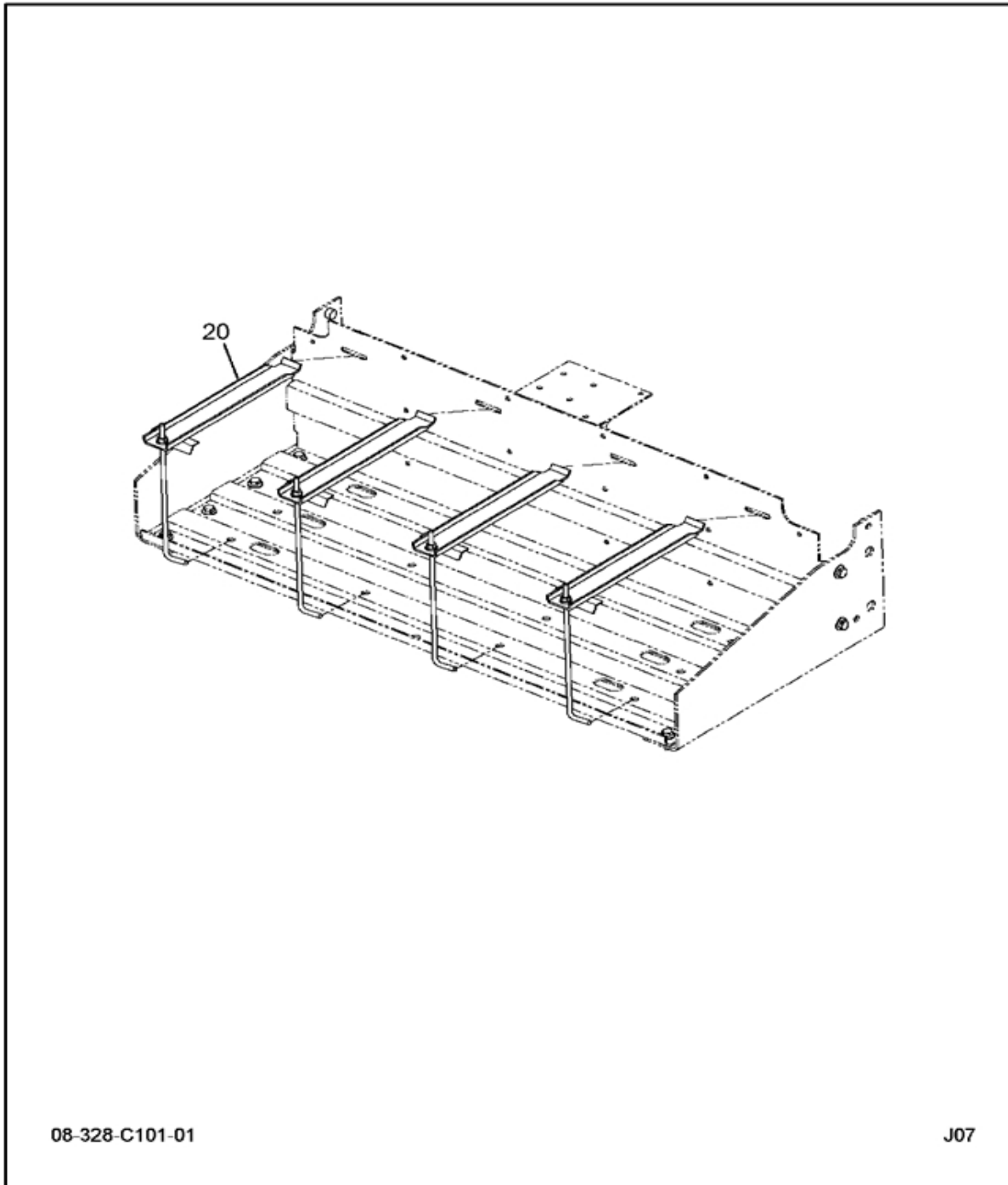
H04

8-6  
COMPLETENESS; NGV ALTERNATOR, 24V

Item	Part Number	Qty	Description	Kit	Var	Fig
005	3819829C91	1	ALTERNATOR,24V,400A,BRUSH TYPE		ORLB6	

FIG 8-7

COVERS & BATTERY HOLD-DOWN MOUNTING



08-328-C101-01

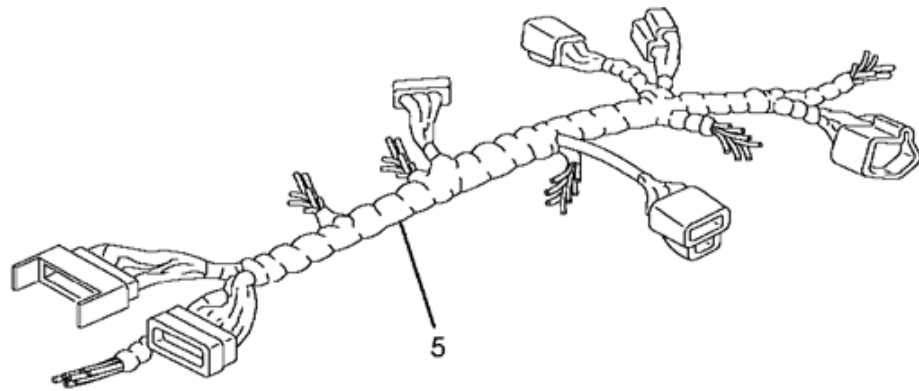
J07

FIG 8-7  
COVERS & BATTERY HOLD-DOWN MOUNTING

Item	Part Number	Qty	Description	Kit	Var	Fig
020	3819852C2	4	CLAMP,BATT HOLD DOWN, ASSY		ORHSZ	
	3557576C2	4	BOLT,HOOK BATT HOLD DOWN*BOLT,		ORHSZ	
	3553592C1	4	NUT,HEX METRIC PREV. TORQ*M8		ORHSZ	
	25708R1	4	5/16" FLAT WASHER		ORHSZ	



FIG 8-8  
DASH ELECTRICAL HARNESS



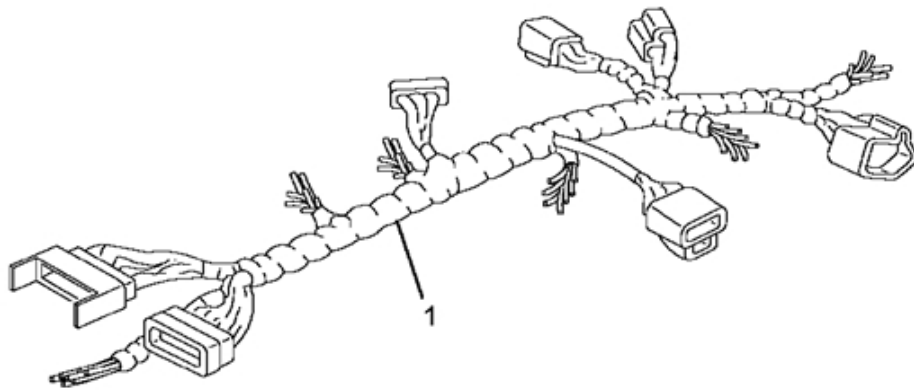
08-D01-0004-01

E04

FIG 8-8  
DASH ELECTRICAL HARNESS

Item	Part Number	Qty	Description	Kit	Var	Fig
015	2507945C92		HARN,EXT DASH-SVC ASM,W/I6,AIR		0M516	2507945C92

FIG 8-8.1  
HARNESS ASM, EXTERIOR DASH



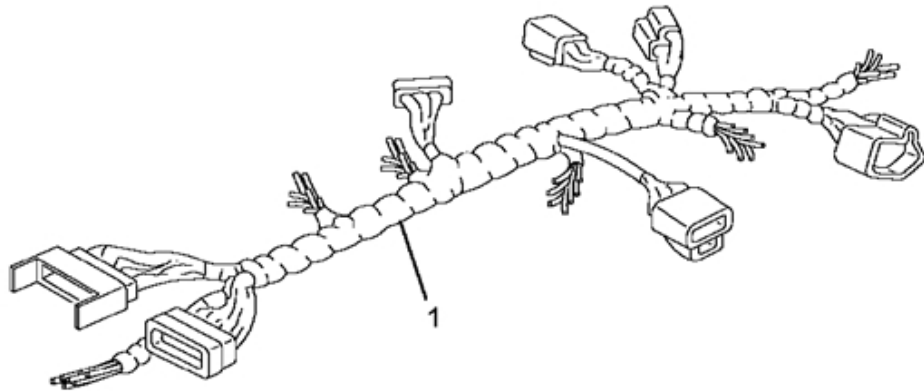
08-P58-0006-01

C03

FIG 8-8.1  
HARNESS ASM, EXTERIOR DASH

Item	Part Number	Qty	Description	Kit	Var	Fig
001	3544502F92	1	HARNESS,DASH ELEC; WOR			3544502F92
	3544506F92	1	HARNESS,DASH ELEC; AIR			3544506F92
	3544508F94	1	HARNESS,DASH ELEC; HEA			3544508F94
	3544510F92	1	HARNESS,DASH ELEC; AIR			3544510F92
	3568454F91	1	HARNESS,DASH ELEC; CEC			3568454F91
	3568464F91	1	HARNESS,DASH ELEC; A/C			3568464F91
	3568477F92	1	HARNESS,DASH ELEC; WAS			3568477F92
	3572275F91	1	ELEC DASH FWD TMP SEND W/W			3572275F91
	3572554F91	1	HARNESS,DASH ELEC; AIR ABS			3572554F91
	3572558F91	1	HARNESS,DASH ELEC; RR MODULE			3572558F91
	3573729F91	1	HARNESS,DASH ELEC; BASE			3573729F91
880		RF	NOTE: ASM BELOW COMPRISED OF ABOVE COMPONENTS			
881	2507945C92	RF	HARN,EXT DASH-SVC ASM,W/I6,AIR			

FIG 8-8.2  
HARNESS,DASH ELEC; WOR



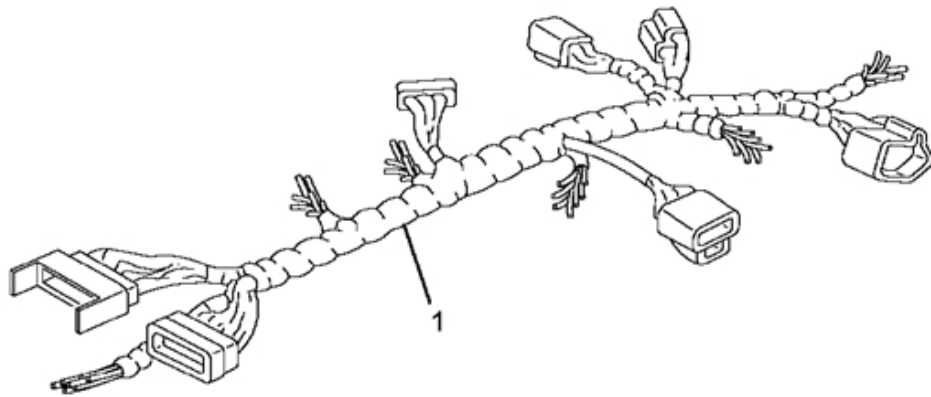
08-P58-0006-01

C03

FIG 8-8.2  
 HARNESS,DASH ELEC; WOR

Item	Part Number	Qty	Description	Kit	Var	Fig
001	3545544C92	1	HARNESS,FLOOD LIGHT WIRING*WOR			
880		RF	NOTE: ASM BELOW COMPRISED OF ABOVE COMPONENTS			
881	3544502F92	RF	HARNESS,DASH ELEC; WOR			

FIG 8-8.3  
HARNESS,DASH ELEC; AIR



08-P58-0006-01

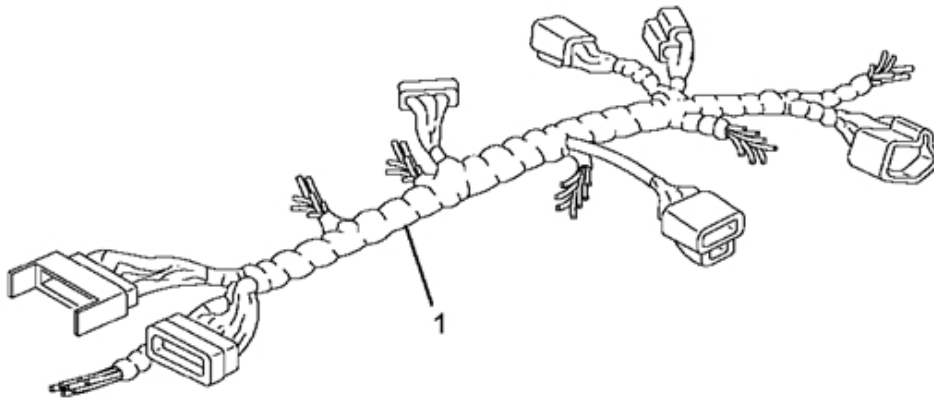
C03

FIG 8-8.3  
 HARNESS,DASH ELEC; AIR

Item	Part Number	Qty	Description	Kit	Var	Fig
001	3545549C92	1	HARNESS,ELEC; SOLENOID 4 PK			
880		RF	NOTE: ASM BELOW COMPRISED OF ABOVE COMPONENTS			
881	3544506F92	RF	HARNESS,DASH ELEC; AIR			



FIG 8-8.4  
HARNESS,DASH ELEC; HEA



08-P58-0006-01

C03

FIG 8-8.4  
HARNESS,DASH ELEC; HEA

Item	Part Number	Qty	Description	Kit	Var	Fig
001	3560279C91	1	HARNESS,*FOG LIGHTS			
	3560280C91	1	HARNESS,HEAD LIGHT WIRING *HEA			
880		RF	NOTE: ASM BELOW COMPRISED OF ABOVE COMPONENTS			
881	3544508F94	RF	HARNESS,DASH ELEC; HEA			

FIG 8-8.5  
HARNESS,DASH ELEC; AIR

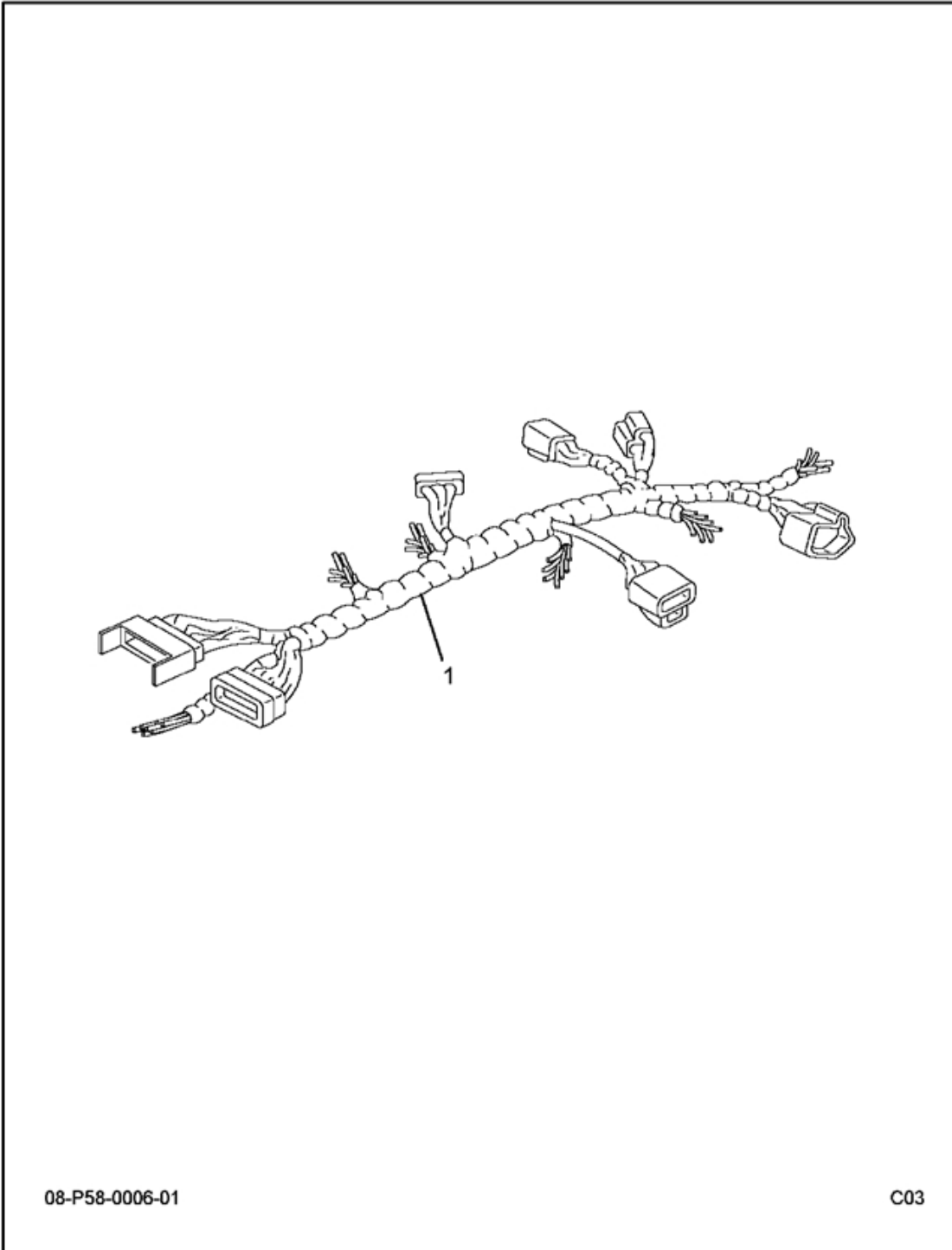
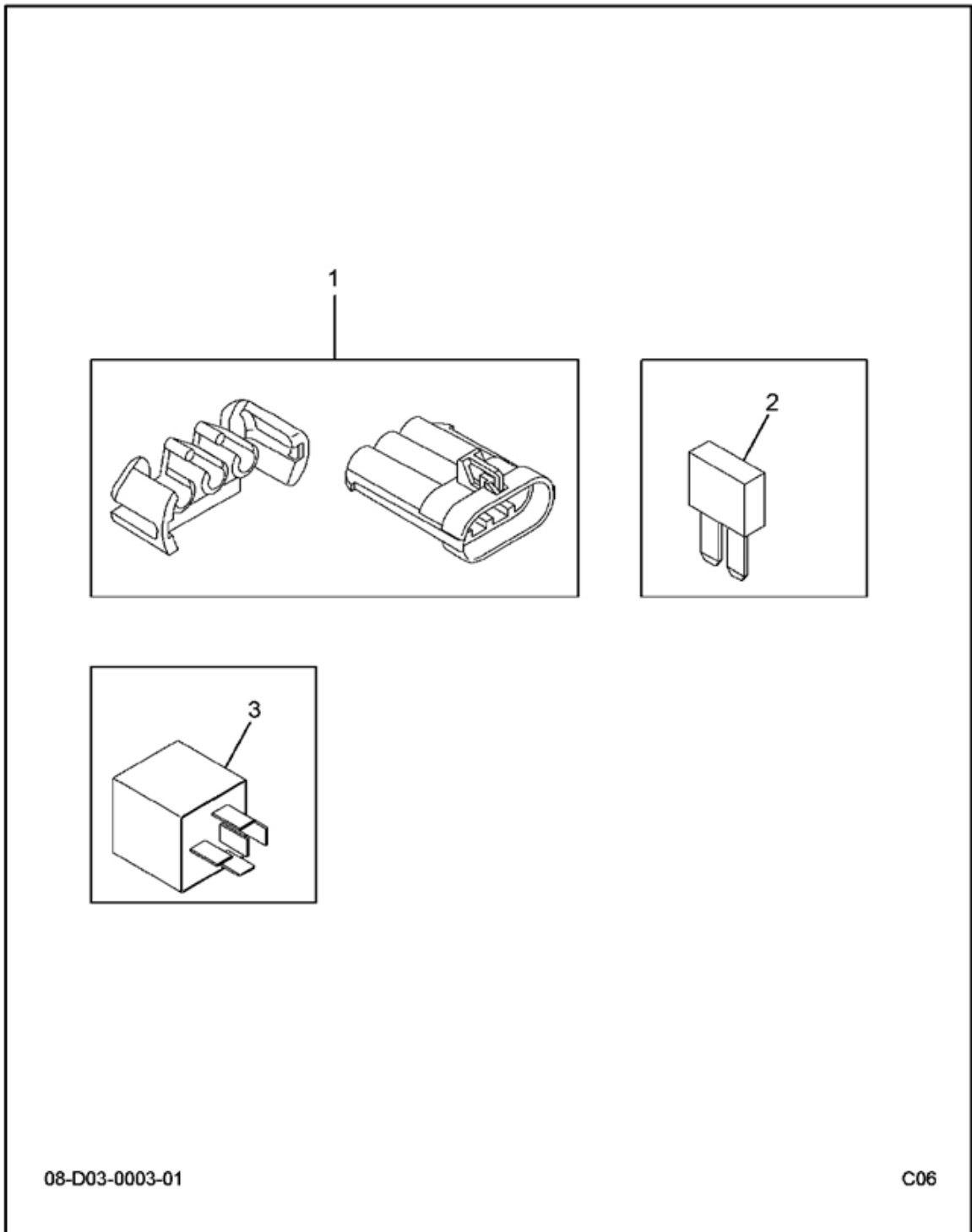


FIG 8-8.5  
HARNESS,DASH ELEC; AIR

Item	Part Number	Qty	Description	Kit	Var	Fig
001	3545551C92	1	HARNESS,ELEC; AIR DRYER			
	3534211C1	1	FUSE,*FUSE, 20AMP MINI			
880		RF	NOTE: ASM BELOW COMPRISED OF ABOVE COMPONENTS			
881	3544510F92	RF	HARNESS,DASH ELEC; AIR			

FIG 8-8.6  
HARNESS,DASH ELEC; CEC



08-D03-0003-01

C06

FIG 8-8.6  
HARNESS,DASH ELEC; CEC

Item	Part Number	Qty	Description	Kit	Var	Fig
001	3568513C91	1	HARNESS, ELECTRICAL INLINE 6 ENGINE			
002	MIN5	1	FUSE,5 AMP			
003	3607384C1	1	RELAY, GEN CONTROL			
	2012557C1	1	RELAY, GEN CONTROL			
800		RF	NOTE: THE FOLLOWING PARTS ARE NON-ILLUSTRATED			
801	3568513C91	1	HARNESS, ELECTRICAL INLINE 6 ENGINE			
802	MIN5	1	FUSE,5 AMP			
880		RF	NOTE: ASM BELOW COMPRISED OF ABOVE COMPONENTS			
881	3568454F91	RF	HARNESS,DASH ELEC; CEC			

FIG 8-8.7  
HARNESS,DASH ELEC; A/C

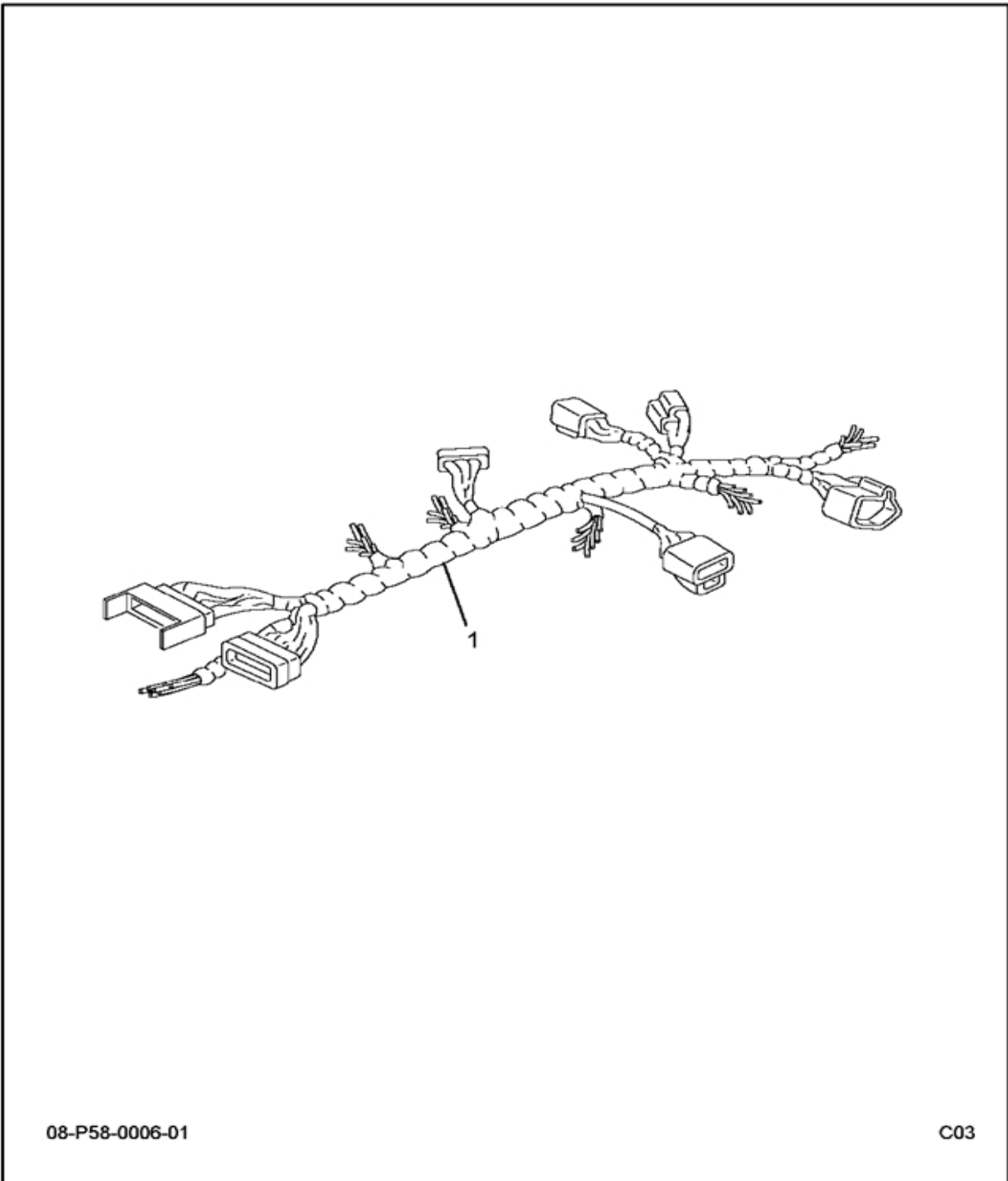
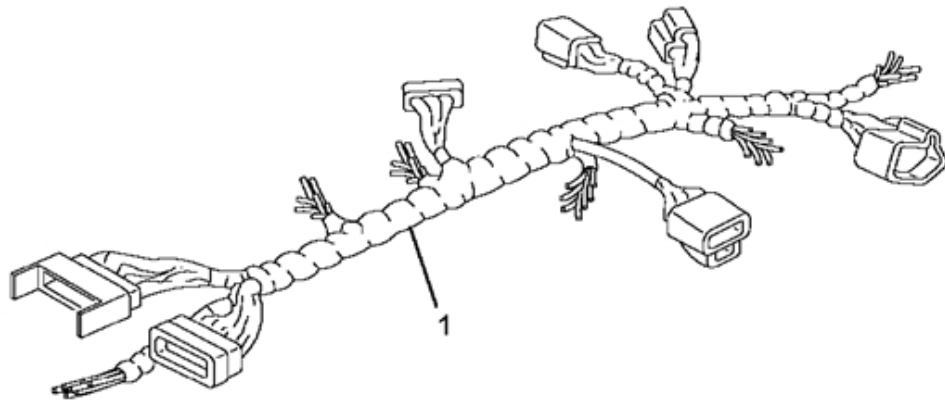


FIG 8-8.7  
HARNESS,DASH ELEC; A/C

Item	Part Number	Qty	Description	Kit	Var	Fig
001	3560276C91	1	HARNESS,ELEC; CHAS WI			
	3568498C91	1	HARNESS,ELEC; HEATER RECIRC			
880		RF	NOTE: ASM BELOW COMPRISED OF ABOVE COMPONENTS			
881	3568464F91	RF	HARNESS,DASH ELEC; A/C			



FIG 8-8.8  
HARNESS,DASH ELEC; WAS



08-P58-0006-01

C03

FIG 8-8.8  
 HARNESS,DASH ELEC; WAS

Item	Part Number	Qty	Description	Kit	Var	Fig
001	3568526C91	1	HARNESS,CHASSIS WIRING*WASHER			
	3554436C91	1	HARNESS,ELEC; CHAS WI			
	MIN10	1	FUSE,10 AMP			
880		RF	NOTE: ASM BELOW COMPRISED OF ABOVE COMPONENTS			
881	3568477F92	RF	HARNESS,DASH ELEC; WAS			

FIG 8-8.9  
ELEC DASH FWD TMP SEND W/W

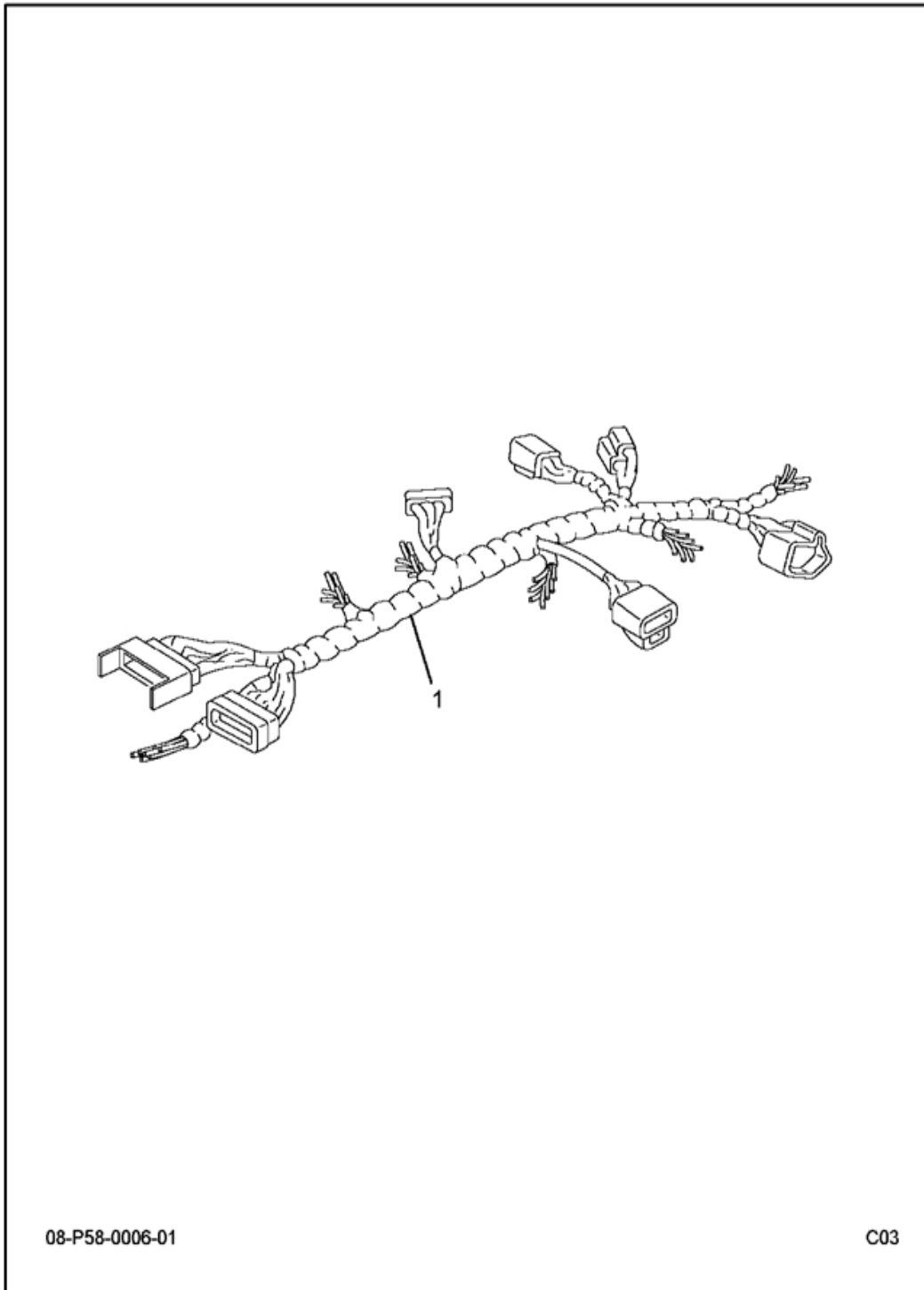
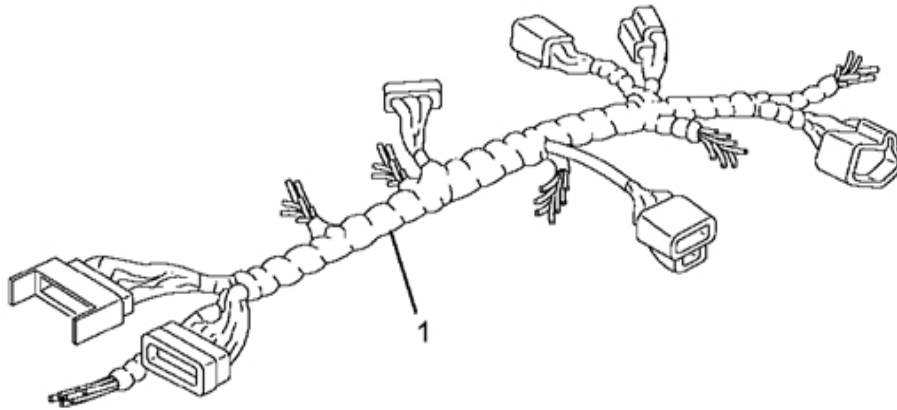


FIG 8-8.9  
 ELEC DASH FWD TMP SEND W/W

Item	Part Number	Qty	Description	Kit	Var	Fig
001	3572277C91	1	HARNESS,CHASSIS FWD TEMP SEND			
880		RF	NOTE: ASM BELOW COMPRISED OF ABOVE COMPONENTS			
881	3572275F91	RF	ELEC DASH FWD TMP SEND W/W			

FIG 8-8-10  
HARNESS,DASH ELEC; AIR ABS



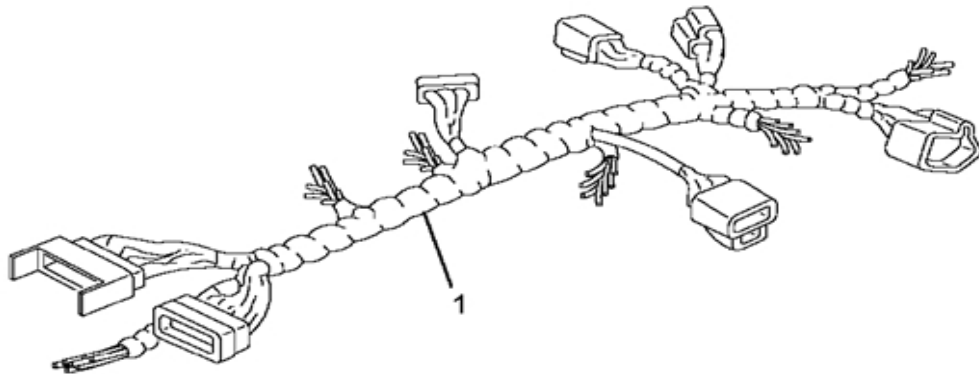
08-P58-0006-01

C03

FIG 8-8.10  
 HARNESS,DASH ELEC; AIR ABS

Item	Part Number	Qty	Description	Kit	Var	Fig
001	3572524C91	1	HARNESS,DASH WIRING*AIR ABS			
	MIN30	1	FUSE,30 AMP			
	2012557C1	1	RELAY,GEN CONTROL			
880		RF	NOTE: ASM BELOW COMPRISED OF ABOVE COMPONENTS			
881	3572554F91	RF	HARNESS,DASH ELEC; AIR ABS			

FIG 8-8.11  
HARNESS,DASH ELEC; RR MODULE



08-P58-0006-01

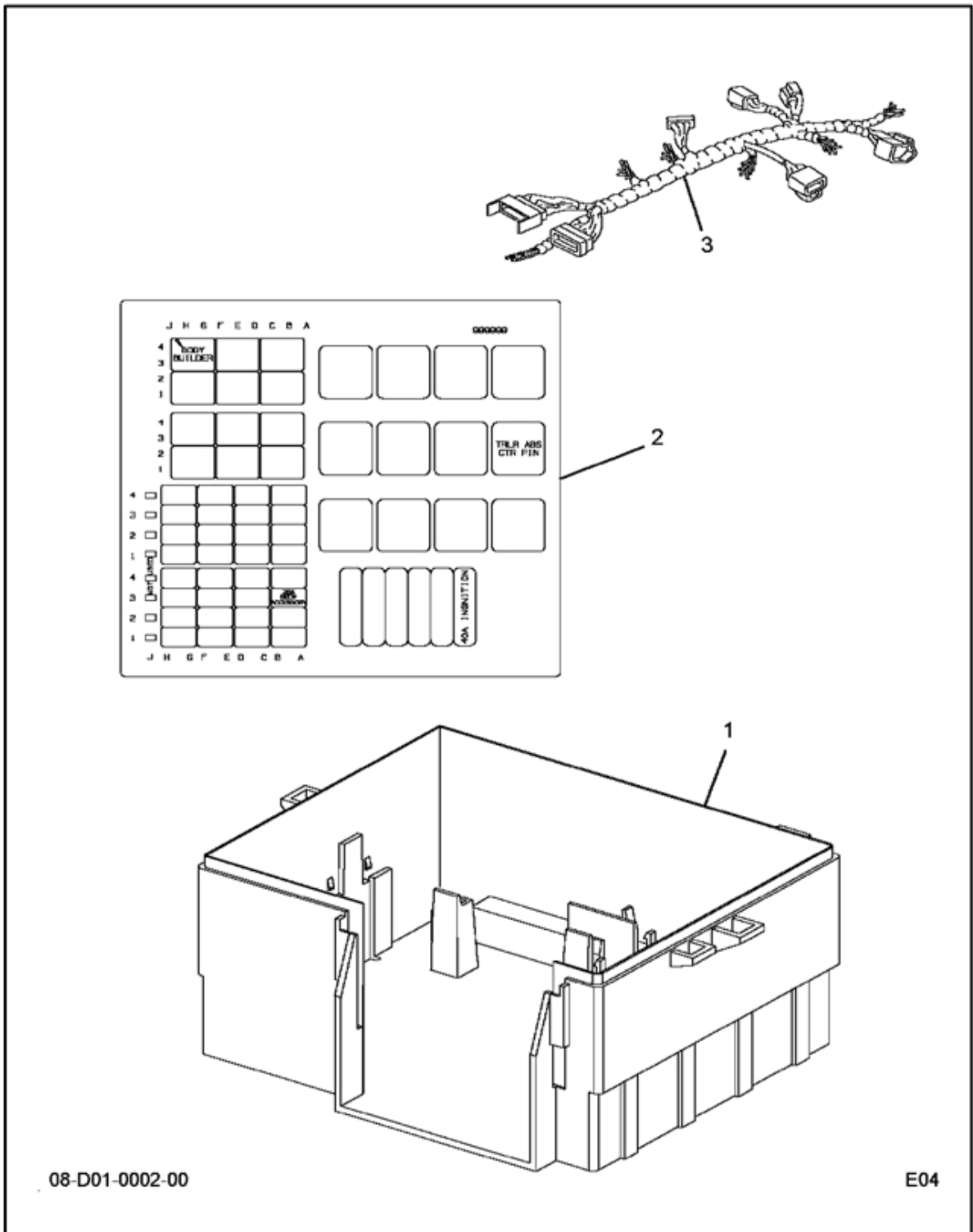
C03

FIG 8-8.11  
 HARNESS,DASH ELEC; RR MODULE

Item	Part Number	Qty	Description	Kit	Var	Fig
001	3572525C91	1	HARN,DASH WRG,BB DLINK,PWR&GND			
	MIN5	1	FUSE,5 AMP			
	3559775C1	1	RESISTOR,ELECT*TERMINATING RES			
880		RF	NOTE: ASM BELOW COMPRISED OF ABOVE COMPONENTS			
881	3572558F91	RF	HARNESS,DASH ELEC; RR MODULE			



FIG 8-8.12  
 HARNESS,DASH ELEC; BASE



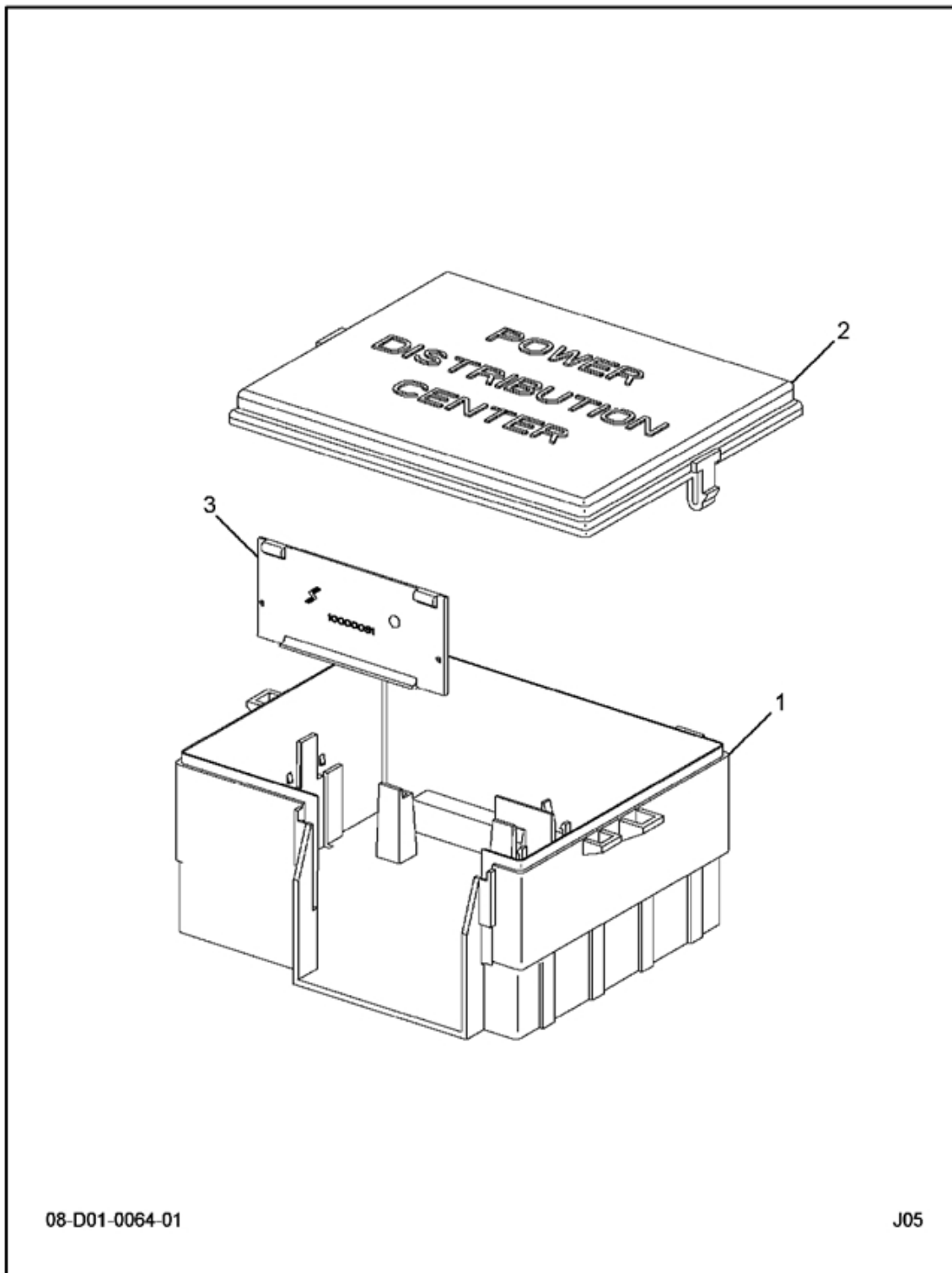
08-D01-0002-00

E04

FIG 8-8.12  
HARNES, DASH ELEC; BASE

Item	Part Number	Qty	Description	Kit	Var	Fig
001	3554606C91	1	HOUSING, CONTROL *POWER DISTRIBU			3554606C91
002	3548663C3	1	PROGRAPH, BLANK FUSE LABEL ID			
003	3573667C91	1	HARNES, CHASSIS WRG, BASE			
	MIN10	1	FUSE, 10 AMP			
	2012557C1	3	RELAY, GEN CONTROL			
880		RF	NOTE: ASM BELOW COMPRISED OF ABOVE COMPONENTS			
881	3573729F91	RF	HARNES, DASH ELEC; BASE			

FIG 8-8.13  
HOUSING, CONTROL\*POWER DISTRIBUTU



08-D01-0064-01

J05

FIG 8-8.13  
HOUSING, CONTROL\*POWER DISTRIBUTU

Item	Part Number	Qty	Description	Kit	Var	Fig
001	3554607C1	1	BOX, JUNCTION POWER DISTRIBUTION CENTER			
002	3554608C1	1	COVER, ELEC CONT PANEL*POW			
003	3554609C1	1	DOOR, POWER DISTRIBUTION CENTER			
880		RF	NOTE: ASM BELOW COMPRISED OF ABOVE COMPONENTS			
881	3554606C91	RF	HOUSING, CONTROL*POWER DISTRIBUTU			

FIG 8-9  
DASH HARNESS AND OUTSIDE PDC WIRING, G21

**NON-ILLUSTRATED  
FIGURE**

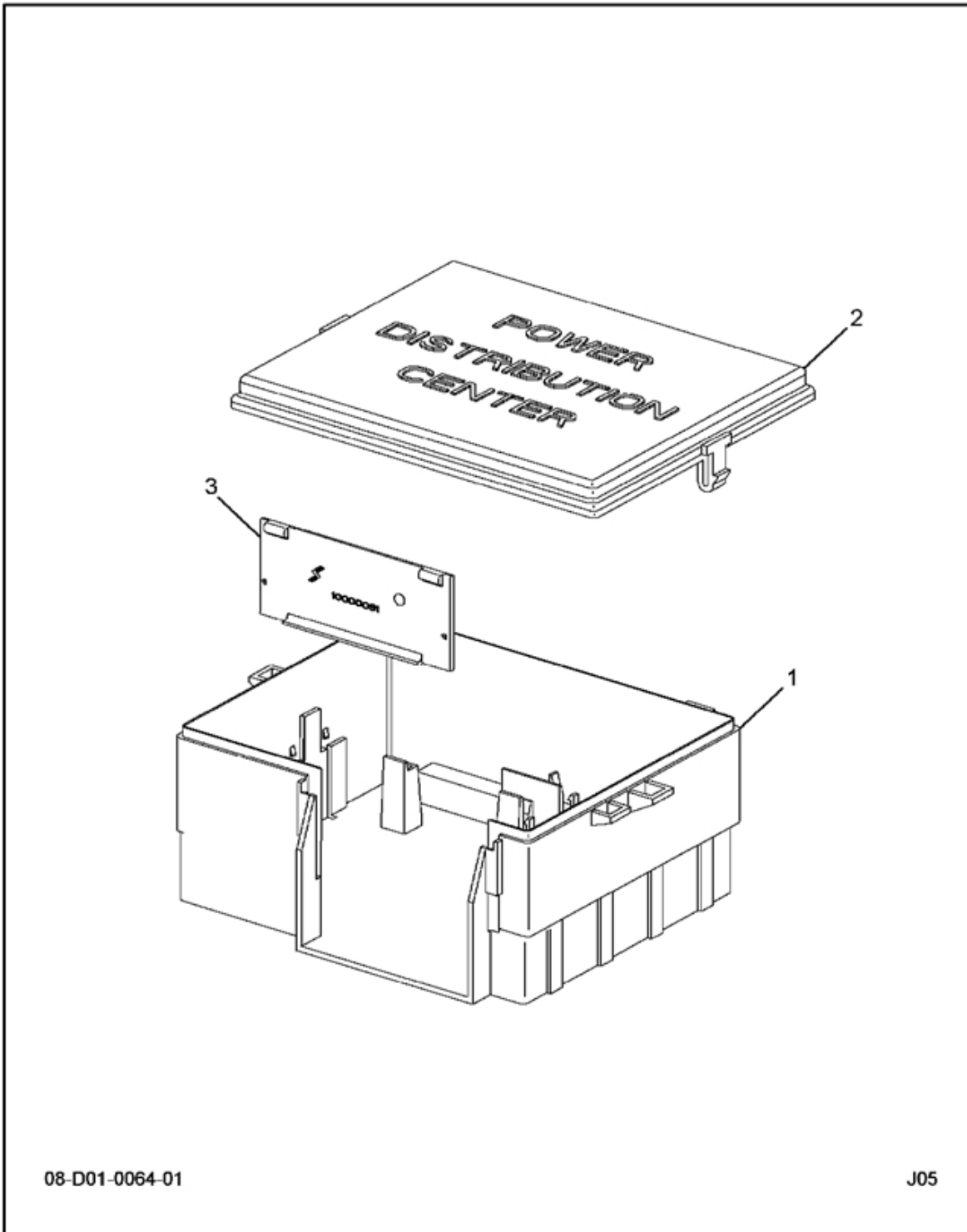
00-NON-ILLS-01

000

FIG 8-9  
DASH HARNESS AND OUTSIDE PDC WIRING, G21

Item	Part Number	Qty	Description	Kit	Var	Fig
005	3673611C91	1	HARNESS, DASH WIRING, G21 DASH		ORL5W	
	417196C3	1	TUBE,NYLON BULK 1/4 OD BLACK		ORL5W	
015	3573658C92	1	HOLDER, MEGAFUSE		ORL5W	
	2040956C1	2	RIVET, BLIND, 3/16 STEEL		ORL5W	
	3500131C2	1	FUSE, 100AMP "MEGA FUSE"		ORL5W	
	3606527C1	2	NUTS HEX M8		ORL5W	
020	ZZBQ23020	1	BLOCK,JUNCTION		ORL5W	
	2040956C1	2	RIVET, BLIND, 3/16 STEEL		ORL5W	
	25932R1	1	NUT, 3/8 PHC JAM TYPE 8		ORL5W	
	25709R1	1	3/8"" SAE FLAT WASHER - ZN6A		ORL5W	
	120382	1	LOCKWASER		ORL5W	
025	3554606C92	1	HOUSING,CONTROL, POWER DISTRIB		ORL5W	3554606C92
	3554607C1	1	BOX,JUNCTION*POWER DISTRIBUTIO		ORL5W	
	3616253C1	1	COVER,POWER DISTR CTR W/GASKET		ORL5W	
	3673935C1	1	PRODUCT GRAPH,PDC BOX LID,ENGL		ORL5W	
	3554609C2	1	DOOR,, POWER DISTRIBUTION CENT		ORL5W	
030	3607384C1	11	RELAY,GEN CONTROL, GEN CONTROL		ORL5W	
	3555642C1	13	PLUG,FILLER*CAVITY BLOCK FOR M		ORL5W	
	3519350C1	12	RELAY,MICRO SPDT		ORL5W	
	MIN30	1	FUSE,30 AMP		ORL5W	
	MIN20	3	FUSE,20 AMP		ORL5W	
	MIN15	6	FUSE,15 AMP		ORL5W	
	MIN5	4	FUSE,5 AMP		ORL5W	
	MIN10	9	FUSE,10 AMP		ORL5W	

FIG 8-9.1  
HOUSING, CONTROL, POWER DISTRIB



08-D01-0064-01

J05

FIG 8-9.1  
HOUSING,CONTROL, POWER DISTRIB

Item	Part Number	Qty	Description	Kit	Var	Fig
001	3554607C1	1	BOX, JUNCTION POWER DISTRIBUTION CENTER			
002	3616253C1	1	COVER,POWER DISTRIBUTION CEN			
003	3554609C2	1	DOOR, POWER DISTRIBUTION CENT			
880		RF	NOTE: ASM BELOW COMPRISED OF ABOVE COMPONENTS			
881	3554606C92	RF	HOUSING,CONTROL, POWER DISTRIB			



FIG 8-10  
ELECTRICAL MODULE, DCM CLOCK SPRING

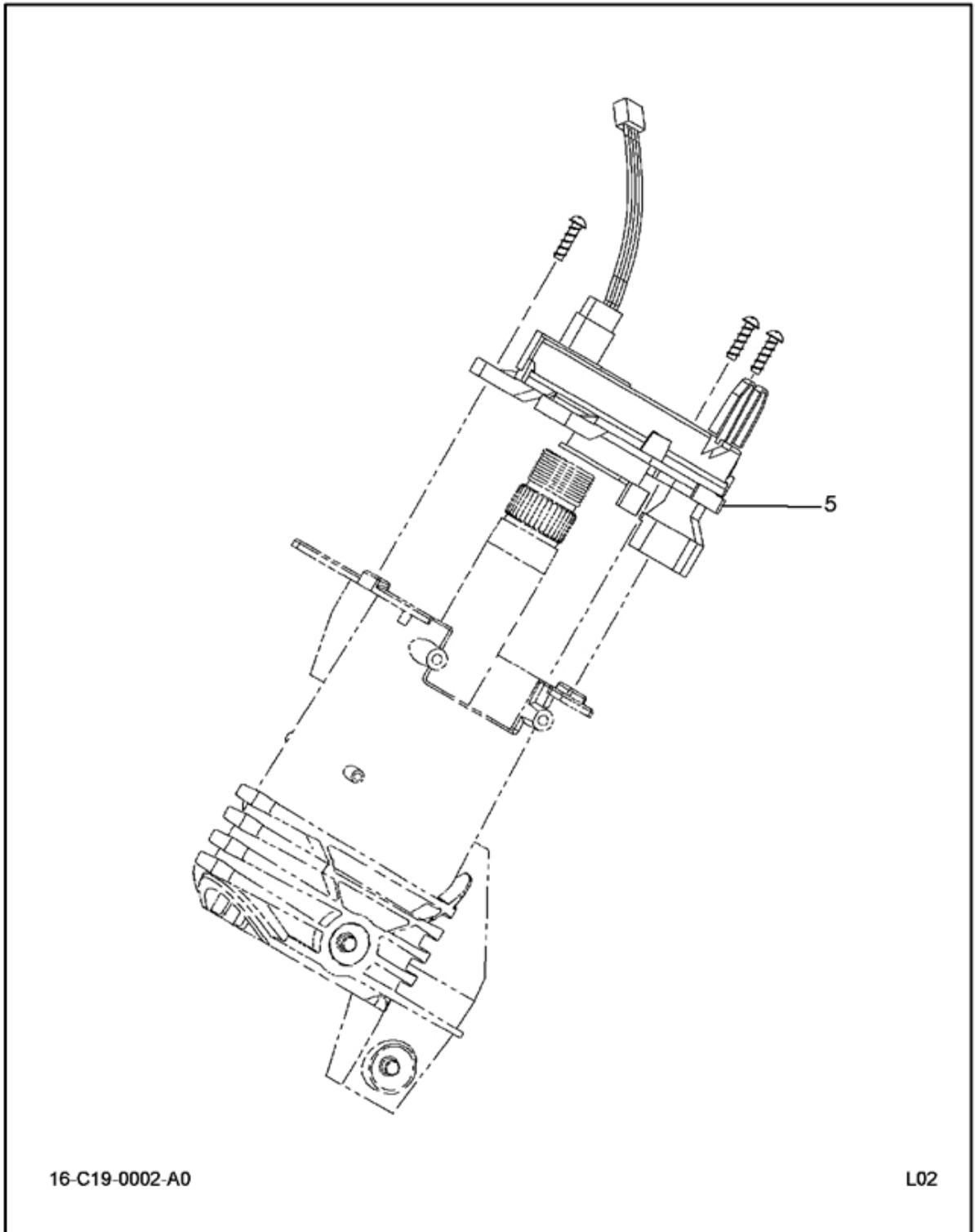


FIG 8-10  
ELECTRICAL MODULE, DCM CLOCK SPRING

Item	Part Number	Qty	Description	Kit	Var	Fig
005	3545990F91	1	MM,ELECTRICAL DCM*		0MHC3	3545990F91

FIG 8-10.1  
ELEC DCM\*CLOCKSPRING

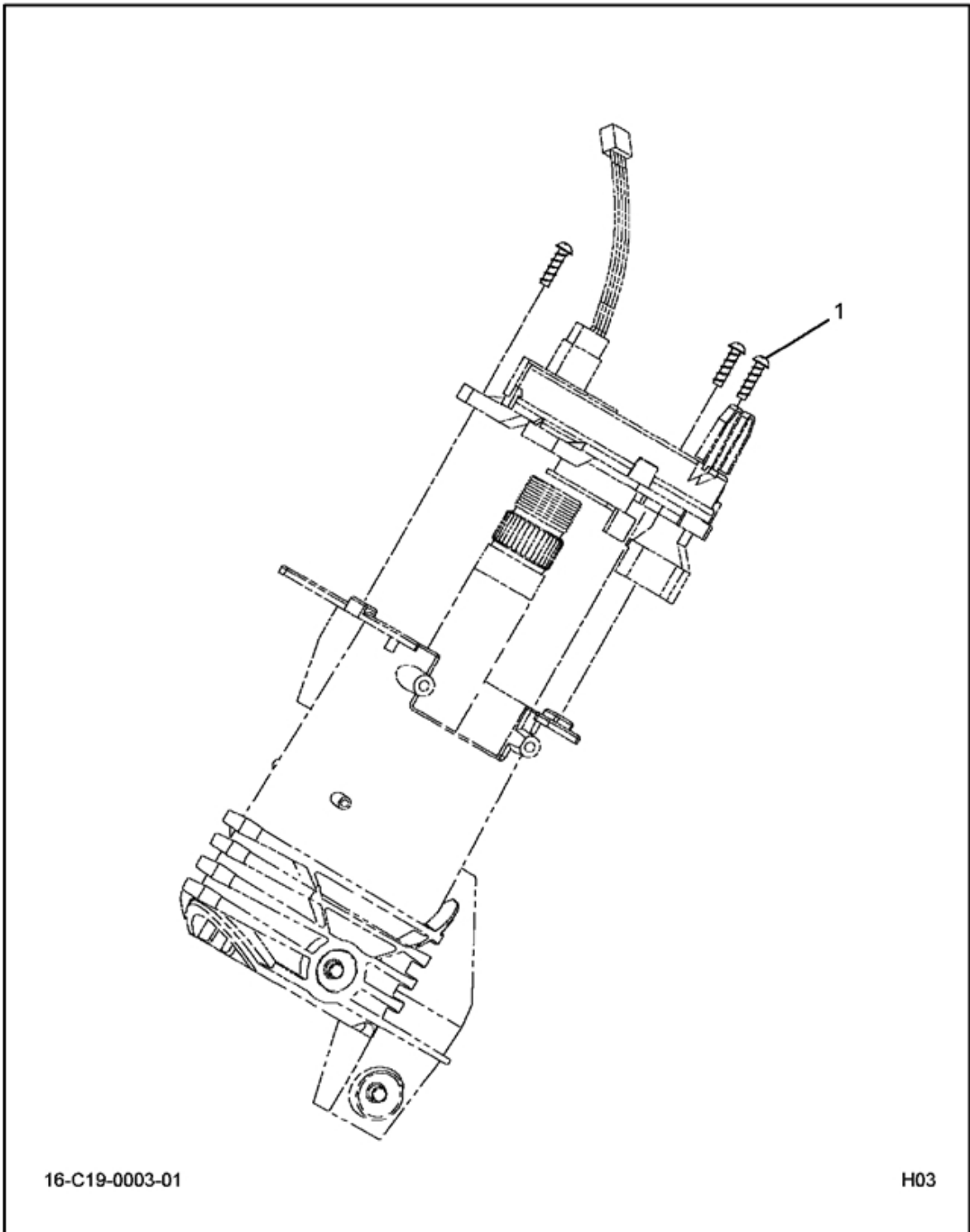


FIG 8-10.1  
ELEC DCM\*CLOCKSPRING

Item	Part Number	Qty	Description	Kit	Var	Fig
001	2505847C1	3	SCREW, PLASTITE #8X1/2" P/HEAD			
801	2505657C91	KT	KIT,CLOCKSPRING W/CANCEL CAM			2505657C91
880		RF	NOTE: ASM BELOW COMPRISED OF ABOVE COMPONENTS			
881	3545990F91	RF	MM,ELECTRICAL DCM*			

FIG 8-10.2  
KIT, CLOCKSPrING W/CANCEL CAM

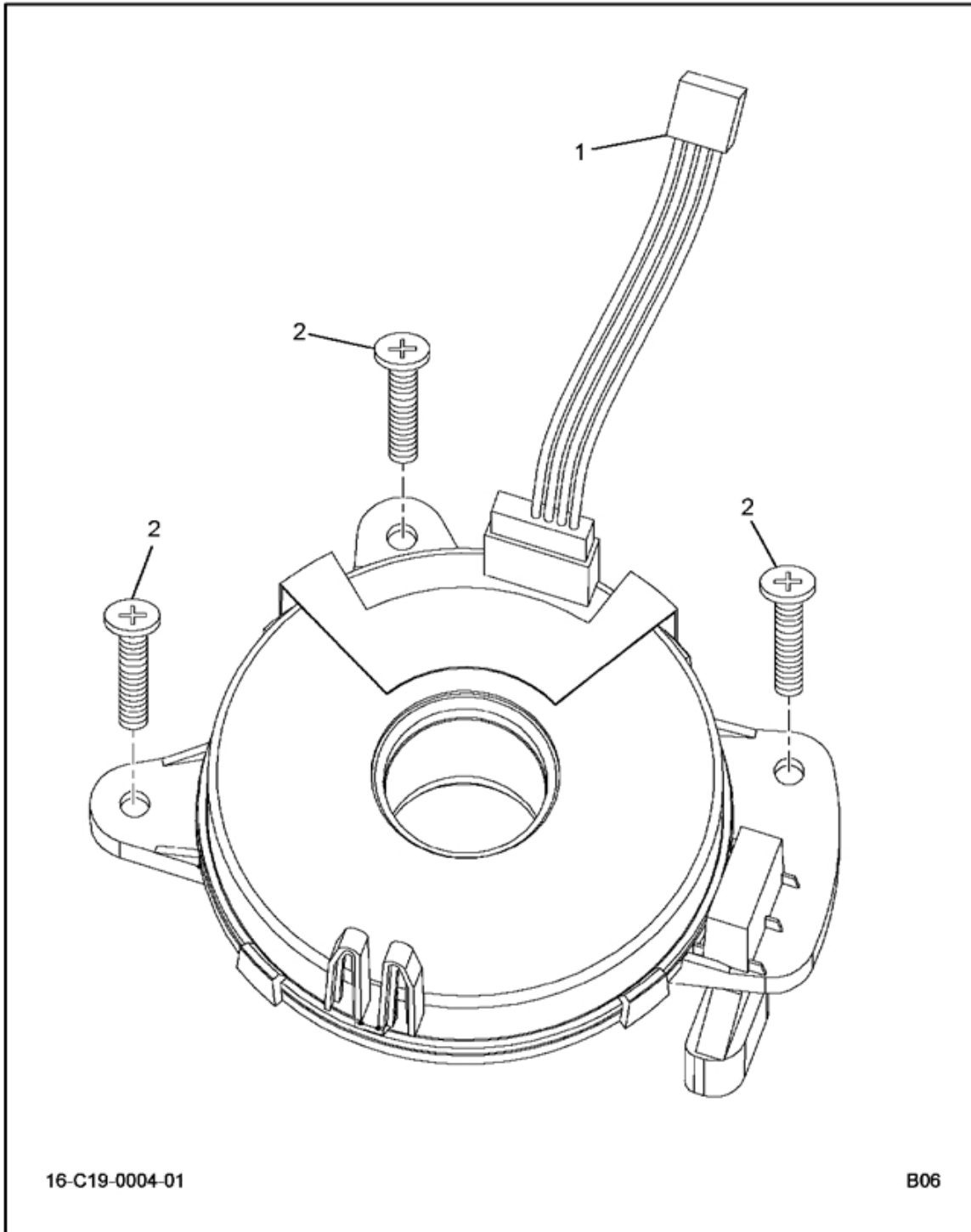


FIG 8-10.2  
KIT,CLOCKSPRING W/CANCEL CAM

Item	Part Number	Qty	Description	Kit	Var	Fig
001	3591409C1	1	CLOCKSPRING W/CANCEL CAM			
002	2505847C1	3	SCREW, PLASTITE #8X1/2" P/HEAD			
880		RF	NOTE: ASM BELOW COMPRISED OF ABOVE COMPONENTS			
881	2505657C91	RF	KIT,CLOCKSPRING W/CANCEL CAM			

FIG 8-11  
FORWARD CHASSIS HARNESS WIRING, NON-COMMERCIAL FLAT BACK COWL

NON-ILLUSTRATED  
FIGURE

00-NON-ILLS-01

000

FIG 8-11

FORWARD CHASSIS HARNESS WIRING, NON-COMMERCIAL FLAT BACK COWL

Item	Part Number	Qty	Description	Kit	Var	Fig
005	3820961C91	1	HARNESS, CHASSIS*		ORL30	
010	3544557C1	4	STRAP, CABLE LOCK*382MM BUTTON		ORL30	
	3536111C1	4	GUIDE, BRK HOSE & CABLE*GUIDE S		ORL30	
015	289862C1	4	STRAP		ORL30	
020	BX801553	2	TRANSMITTER, SPEED SENSOR WS-24		ORL30	
030	3523179C92	1	HORN, ELECT W/BRKTS LO-NOTE		ORL30	
	25493R1	1	BOLT, HH 5/16X1 PHC TYP 8		ORL30	
	120214	1	WASHER, LOCK 5/16, REG, STL/ZNC		ORL30	
035	3558466C92	1	HORN, ELECT W/BRKTS HI-NOTE		ORL30	
	120214	1	WASHER, LOCK 5/16, REG, STL/ZNC		ORL30	
	25493R1	1	BOLT, HH 5/16X1 PHC TYP 8		ORL30	
040	BX801534	2	RETAINER, WHEEL SPEED SENSOR		ORL30	
045	3553405C1	4	PLASTIC FASTENER		ORL30	
050	306132C1	4	TIE, PLASTIC		ORL30	
055	299403C1	1	CLAMP, BATT .375 DIA ZNP COATED		ORL30	
075	289862C1	2	STRAP		ORL30	
095	306132C1	1	TIE, PLASTIC		ORL30	
	306132C1	4	TIE, PLASTIC		ORL30	
105	3544557C1	3	STRAP, CABLE LOCK*382MM BUTTON		ORL30	
120	306132C1	2	TIE, PLASTIC		ORL30	
125	289862C1	1	STRAP		ORL30	
135	3536111C1	1	GUIDE, BRK HOSE & CABLE*GUIDE S		ORL30	
	3544557C1	1	STRAP, CABLE LOCK*382MM BUTTON		ORL30	
180	306132C1	2	TIE, PLASTIC		ORL30	
220	447264R91	2	CLAMP, MUFFLER CUSHIONED		ORL30	
225	306132C1	4	TIE, PLASTIC		ORL30	
235	291207C1	2	STRAP, CABLE LOCK		ORL30	
240	3560710C91	2	STRAP, CABLE LOCK*HELLERMAN TYT		ORL30	3560710C91
250	306132C1	4	TIE, PLASTIC		ORL30	
	3553405C1	4	PLASTIC FASTENER		ORL30	
285	3810865C1	6	CLAMP, CABLE, .25" BLACK		ORL30	
290	3812453R1		FLUID, LUB, DIELECTRIC GREASE		ORL30	



FIG 8-11.1  
STRAP, CABLE LOCK\*HELLERMAN TYT

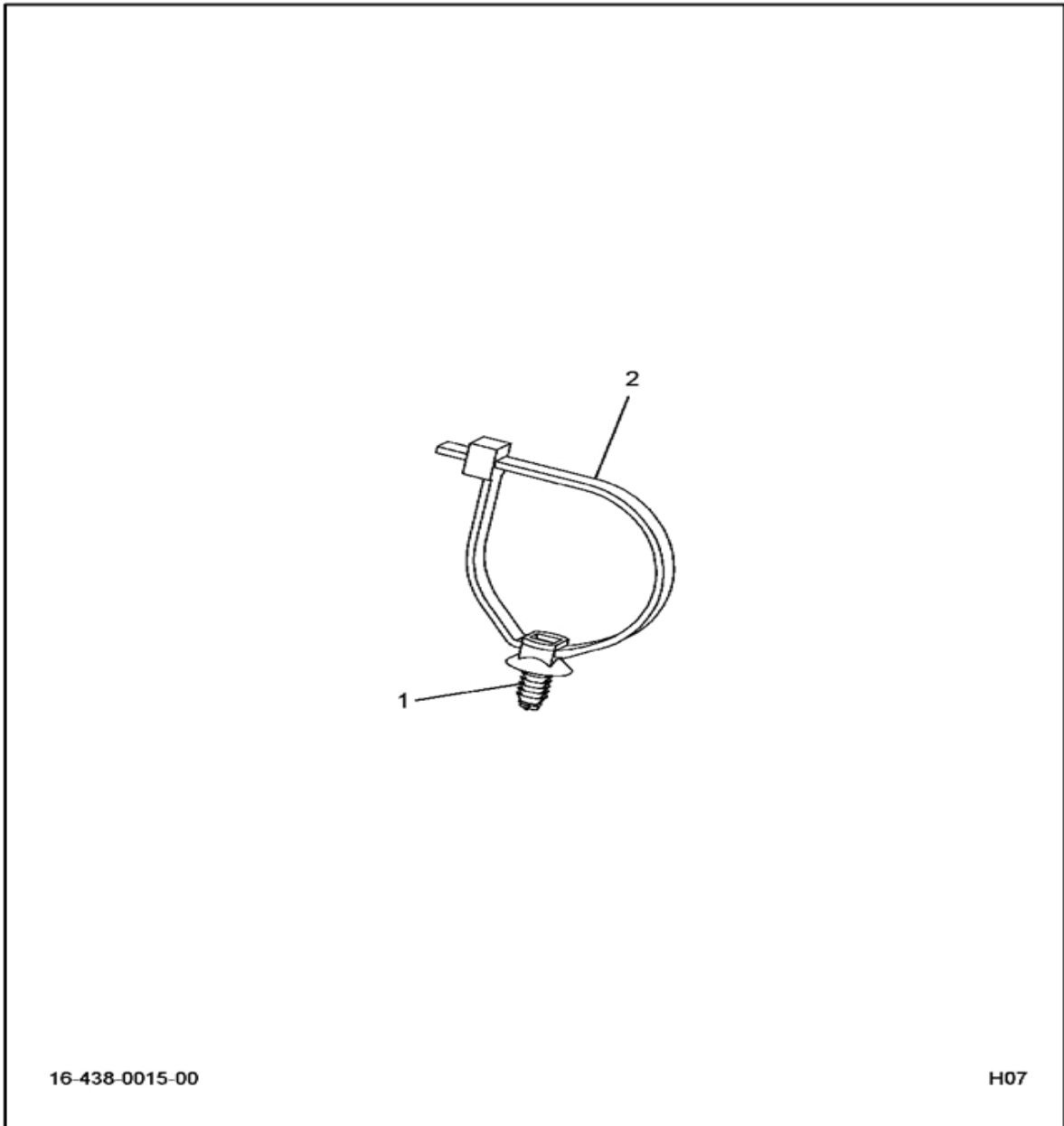


FIG 8-11.1  
STRAP,CABLE LOCK\*HELLERMAN TYT

Item	Part Number	Qty	Description	Kit	Var	Fig
001	3552653C1	1	BASE,STRAPLOCK MTG*STRAPLOCK M			
002	3556343C1	1	STRAP,CABLE LOCK*CABLE LOCK			
880		RF	NOTE: ASM BELOW COMPRISED OF ABOVE COMPONENTS			
881	3560710C91	RF	STRAP,CABLE LOCK*HELLERMAN TYT			

FIG 8-12  
FORWARD ELECTRICAL HARNESS


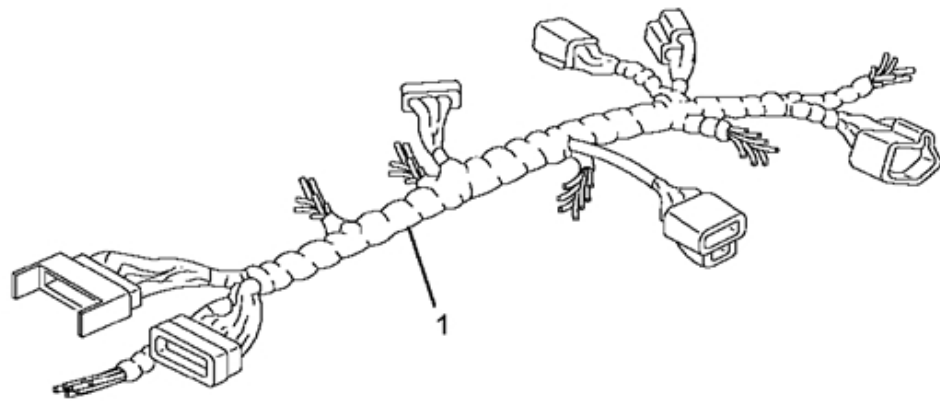


FIG 8-12  
FORWARD ELECTRICAL HARNESS

Item	Part Number	Qty	Description	Kit	Var	Fig
005	2508848C91		HARNESS, FWD CHAS-SVC ASM W/AIR		0M4ZJ	2508848C91

FIG 8-12.1  
HARNESS, FWD CHAS-SVC ASM W/AIR



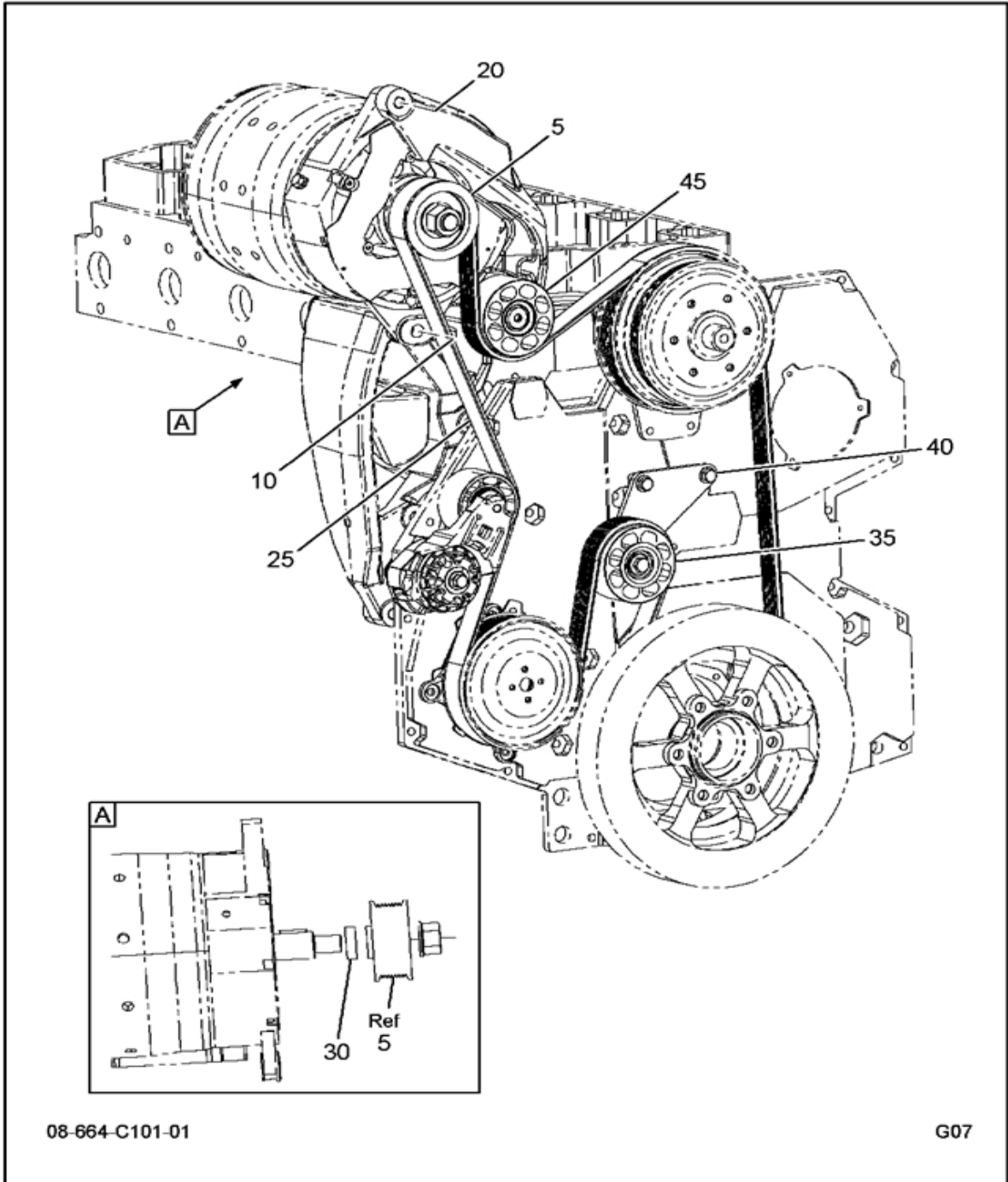
08-P58-0006-01

C03

FIG 8-12.1  
 HARNESS, FWD CHAS-SVC ASM W/AIR

Item	Part Number	Qty	Description	Kit	Var	Fig
001	3572236F91	1	ELEC FWD CHAS BASE			
	3572239F91	1	ELEC FWD CHAS FOGLGTS			
	3572240F91	1	ELEC FWD CHAS BNDX AIR ABS			
	3572242F91	1	MODULE, A/C PRESS TRANSDUCER			
	3572245F91	1	ELEC FWD TEMP SENDER			
	3572698F91	1	ELEC ELEC HRN M-NGV-MD			
880		RF	NOTE: ASM BELOW COMPRISED OF ABOVE COMPONENTS			
881	2508848C91	RF	HARNESS, FWD CHAS-SVC ASM W/AIR			

FIG 8-13  
GENERATOR ACCESSORIES



08-664-C101-01

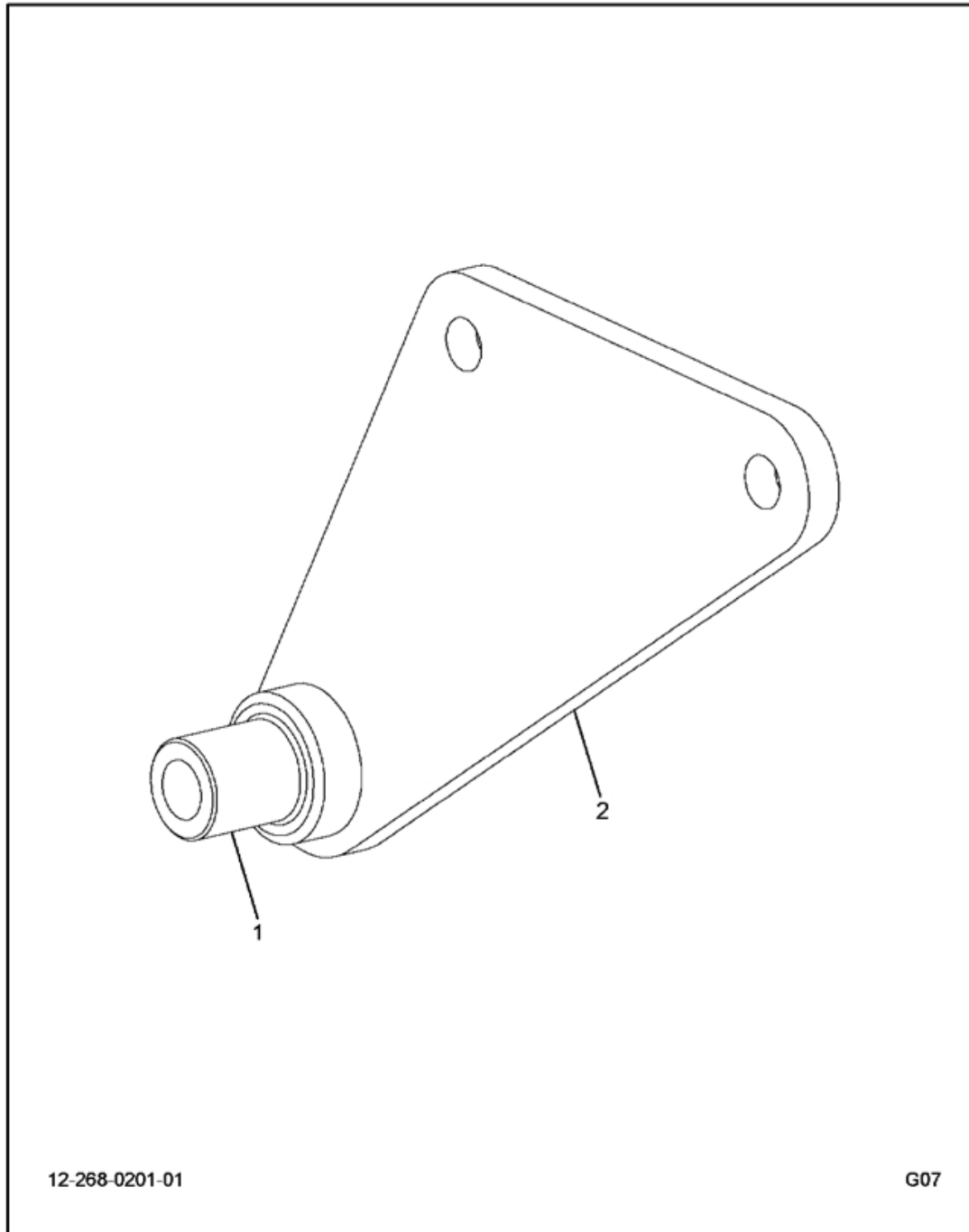
G07

FIG 8-13  
GENERATOR ACCESSORIES

Item	Part Number	Qty	Description	Kit	Var	Fig
005	3820740C1	1	PULLEY,ALTERNATOR,10K, 3.289"		ORKM3	
010	120898	1	WASHER, 9/16 LOCK,REG,STL/ZNC		ORKM3	
	26054R1	2	WASHER,(9/16).594 X 1.188 X.09		ORKM3	
	25758R1	1	NUT,HEX 9/16 NC TYPE 8		ORKM3	
	676119C1	1	BOLT,CYL HEAD		ORKM3	
020	25709R1	1	3/8"" SAE FLAT WASHER - ZN6A		ORKM3	
	27348R1	1	BOLT,3/8X1-5/8 PHC P/T TYPE		ORKM3	
025	1881226C1	1	BELT,FAN,FORDING,FEAD,10PK,		ORKM3	
030	3818322C2	1	BUSHING,ALTERNATOR PULLEY		ORKM3	
035	1832784C1	1	COVER,, DUST, A/C CPRSR IDLER		ORKM3	
	30665R2	1	BOLT, M10 X 30MM PHC FLG CLASS		ORKM3	
	1841930C1	1	PULLEY,FAN DRIVE OR IDLER*A/C		ORKM3	
040	3820679C1	1	PLATE,IDLER MOUNTING		ORKM3	3820679C1
	31055R1	2	HEX CAP BOLT 8M - 1.25 X 25		ORKM3	
045	1841930C1	1	PULLEY,FAN DRIVE OR IDLER*A/C		ORKM3	
	1832784C1	1	COVER,, DUST, A/C CPRSR IDLER		ORKM3	
	1825227C1	1	BOLT,M10X60		ORKM3	
	1847487C1	1	SPACER,COMPRESSOR BRACKET		ORKM3	



FIG 8-13.1  
PLATE, IDLER MOUNTING



12-268-0201-01

G07

FIG 8-13.1  
 PLATE, IDLER MOUNTING

Item	Part Number	Qty	Description	Kit	Var	Fig
001	3820633C1	1	BUSHING, IDLER PULLEY BRKT,			
002	3820680C1	1	PLATE, IDLER MOUNT			
880		RF	NOTE: ASM BELOW COMPRISED OF ABOVE COMPONENTS			
881	3820679C1	RF	PLATE, IDLER MOUNTING			

FIG 8-14  
HVAC CONTROL OVERPRESSURE

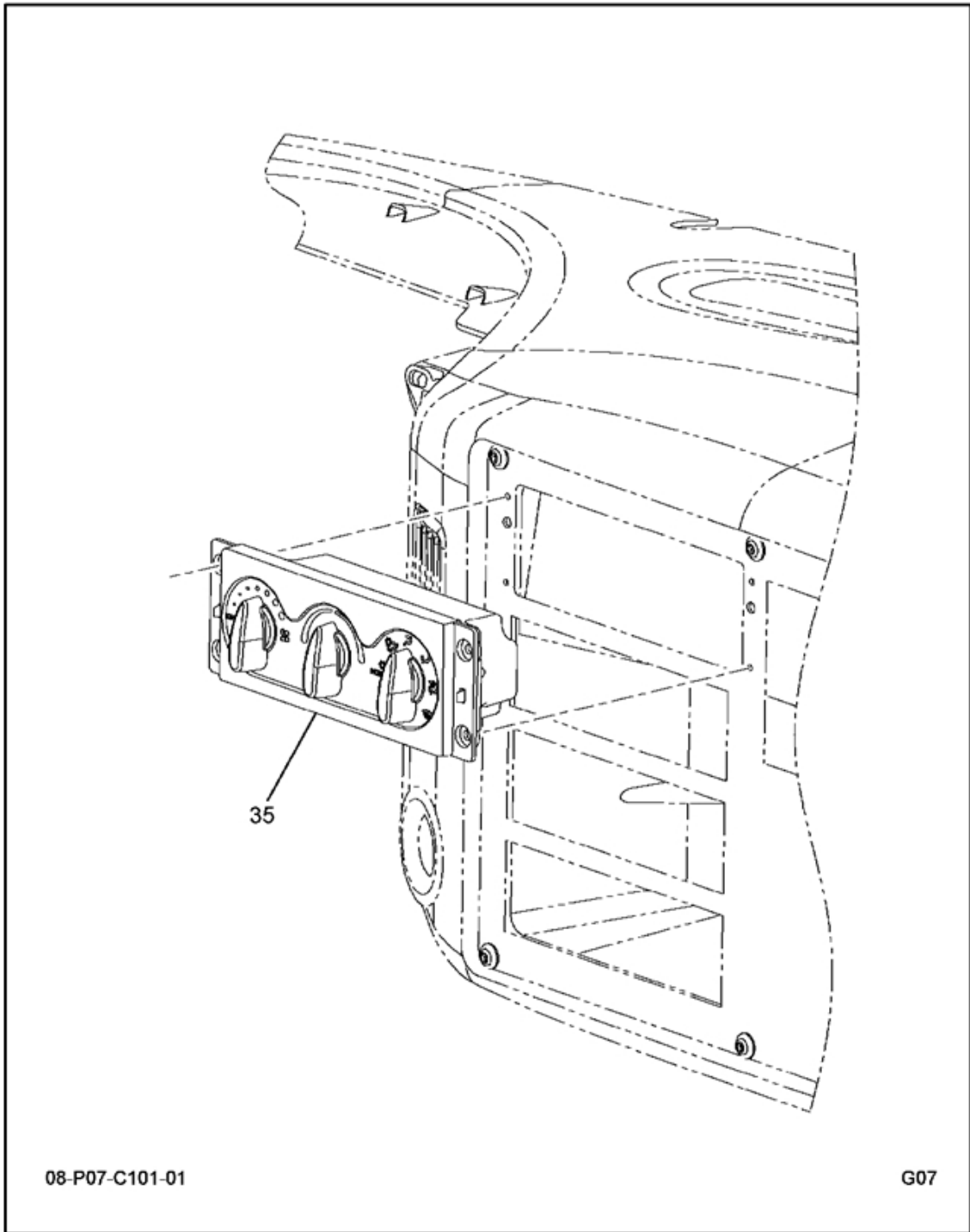
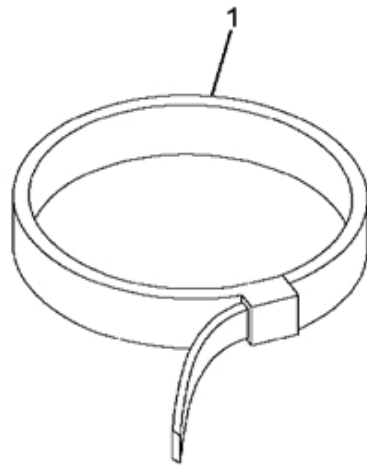


FIG 8-14  
HVAC CONTROL OVERPRESSURE

Item	Part Number	Qty	Description	Kit	Var	Fig
035	3672638F91	1	MM,DRIVER CONTROL, HVAC OVERPR		0RJH4	3672638F91

FIG 8-14.1  
DRIVER CONTROL, HVAC OVERPR



08-P07-0007-01

G07

FIG 8-14.1  
DRIVER CONTROL, HVAC OVERPR

Item	Part Number	Qty	Description	Kit	Var	Fig
001	306132C1	1	TIE, PLASTIC			
880		RF	NOTE: ASM BELOW COMPRISED OF ABOVE COMPONENTS			
881	3672638F91	RF	DRIVER CONTROL, HVAC OVERPR			

FIG 8-15  
INSTRUMENT PANEL ELECTRICAL HARNESS

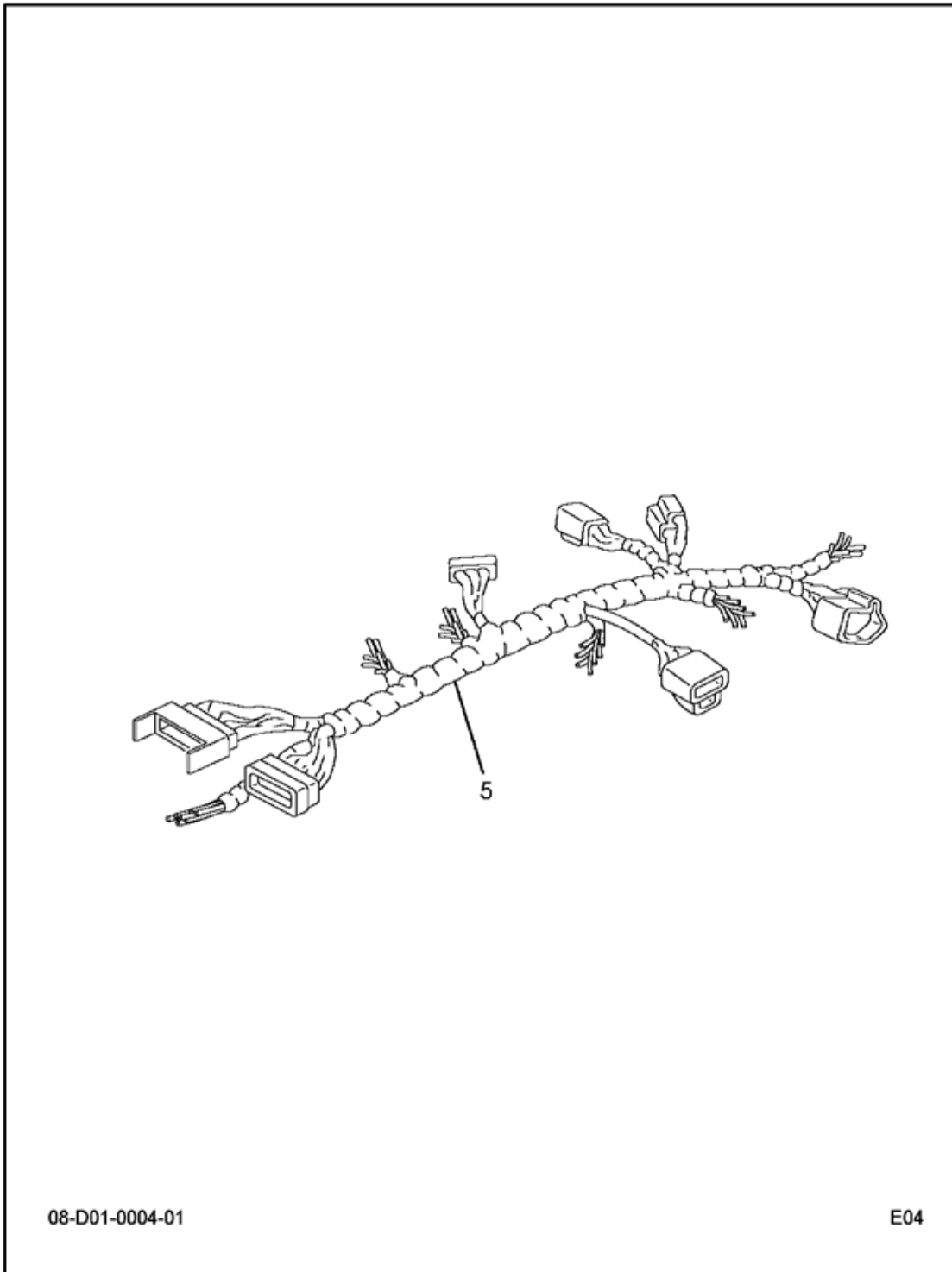
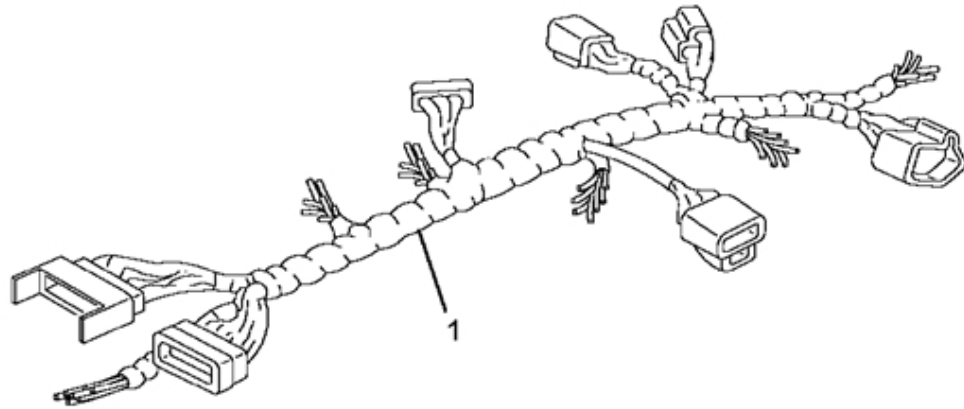


FIG 8-15  
 INSTRUMENT PANEL ELECTRICAL HARNESS

Item	Part Number	Qty	Description	Kit	Var	Fig
020	2507682C91		HARNESS,IP-SVC ASM W/WT		0M51B	2507682C91



FIG 8-15.1  
HARNESS, IP-SVC ASM W/WT



08-P58-0006-01

C03

FIG 8-15.1  
HARNESS,IP-SVC ASM W/WT

Item	Part Number	Qty	Description	Kit	Var	Fig
001	3567168F91	1	ELEC IP; F1-F4 & W/BRK			3567168F91
	3567170F91	1	ELEC IP; PREM CAB T			3567170F91
	3567178F91	1	ELEC IP; PWR 2 DOOR, H			3567178F91
	3570591F91	1	ELEC IP; POWERTRAIN J1			3570591F91
	3567173F91	1	ELEC IP; WT XMSN			3567173F91
	3552179F92	1	ELEC IP; OPTIONAL FUSE			3552179F92
	3554182F93	1	ELEC IP; MISC WRG-OPT			3554182F93
880		RF	NOTE: ASM BELOW COMPRISED OF ABOVE COMPONENTS			
881	2507682C91	RF	HARNESS,IP-SVC ASM W/WT			

FIG 8-15.2  
ELEC IP; F1-F4 & W/BRK

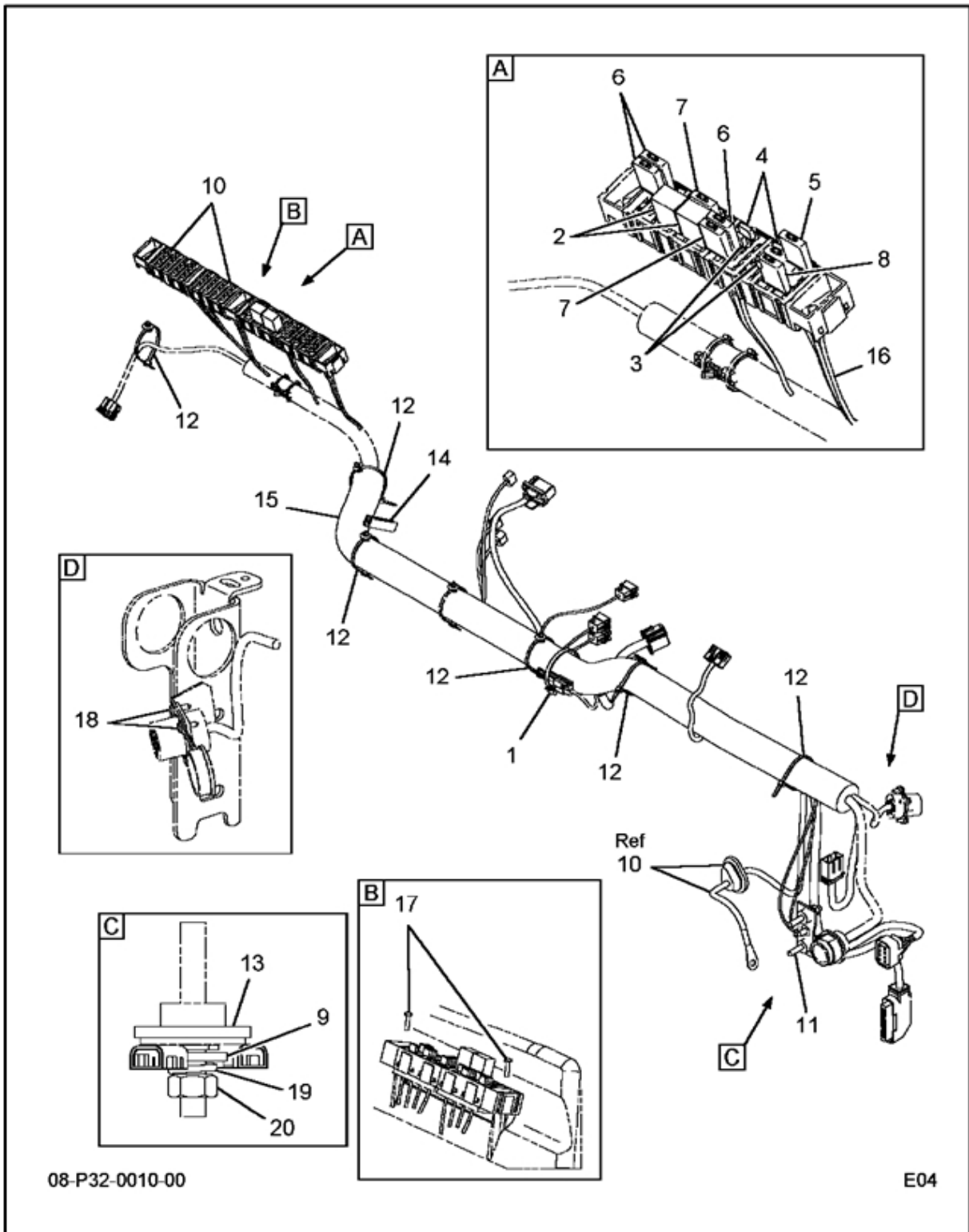
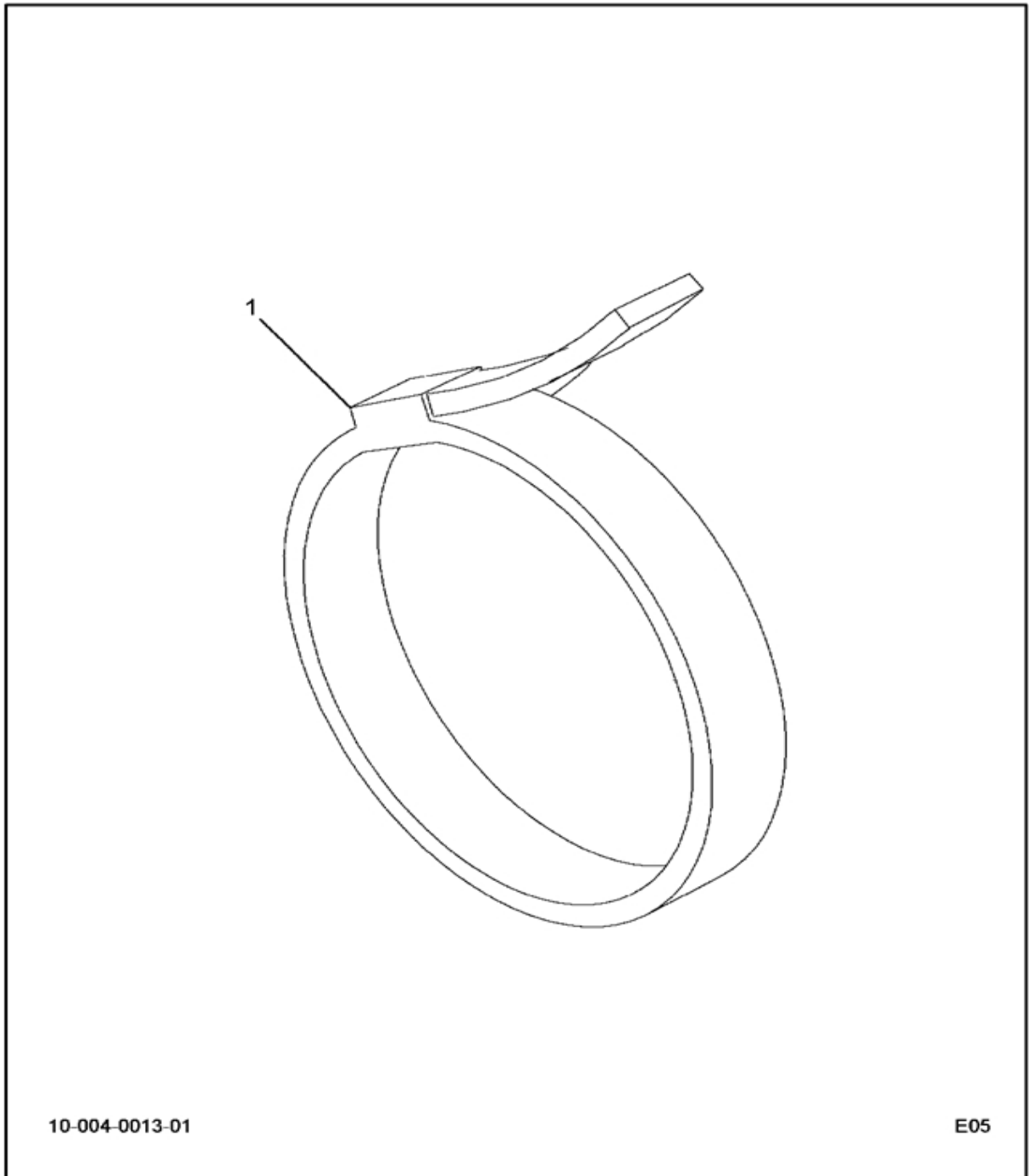


FIG 8-15.2  
ELEC IP; F1-F4 & W/BRK

Item	Part Number	Qty	Description	Kit	Var	Fig
001	291207C1	1	WIRE TIE *PT08-28991			
002	3519350C1	2	RELAY,MICRO SPDT			
003	MIN5	6	FUSE,5 AMP			
004	MIN5	2	FUSE,5 AMP			
005	3536177C1	1	BREAKER,CIRCUIT 7.5 AMP 12 VLT			
006	3536178C1	3	BREAKER,CIRCUIT*10 AMP, 12 VOL			
007	3536179C1	3	BREAKER,CIRCUIT*15 AMP, 12 VOL			
008	3536182C1	1	BREAKER,CIRCUIT*30 AMP, 12 VOL			
009	3542142C1	2	WASHER,GRAB HNDL MTG M8			
010	3552191C92	1	HARNESS,CAB OVERLAY*BTRY F1,F2			
011	3551282C2	1	STUD,SPECIAL*M8 X 1.25 DUAL SI			
012	3551787C91	7	STRAP,CABLE LOCK*HELLERMAN TYT			3551787C91
013	3559053C1	1	SEAL, RUBBER GROUND STUD DASH			
014	3566722C1	1	STRIP,TRIM 65MM			
015	3567189C91	1	HARNESS,CAB/PLATFORM WIRING BA			
016	3567190C91	1	HARNESS,CAB OVERLAY*ACCELERATO			
017	473143C1	2	SCREW,SPECIAL HI-LOW			
018	473158C1	4	SCREW SPL HI-LOW #8-18 X 1/2			
019	934309R1	2	WASHER,8MM HELICAL SPR LOCK			
020	934310R1	2	NUT,HEX			
800		RF	NOTE: THE FOLLOWING PARTS ARE NON-ILLUSTRATED			
801	3547843C1	1	CAP,RECEPTACLE*9-PIN DATA LINK			
880		RF	NOTE: ASM BELOW COMPRISED OF ABOVE COMPONENTS			
881	3567168F91	RF	ELEC IP; F1-F4 & W/BRK			

FIG 8-15.3

STRAP, CABLE LOCK\*HELLERMAN TYT



10-004-0013-01

E05

FIG 8-15.3  
STRAP,CABLE LOCK\*HELLERMAN TYT

Item	Part Number	Qty	Description	Kit	Var	Fig
001	291207C1	1	WIRE TIE *PT08-28991			
	3552653C1	1	BASE,STRAPLOCK MTG*STRAPLOCK M			
880		RF	NOTE: ASM BELOW COMPRISED OF ABOVE COMPONENTS			
881	3551787C91	RF	STRAP,CABLE LOCK*HELLERMAN TYT			

FIG 8-15.4  
ELEC IP; PREM CAB T

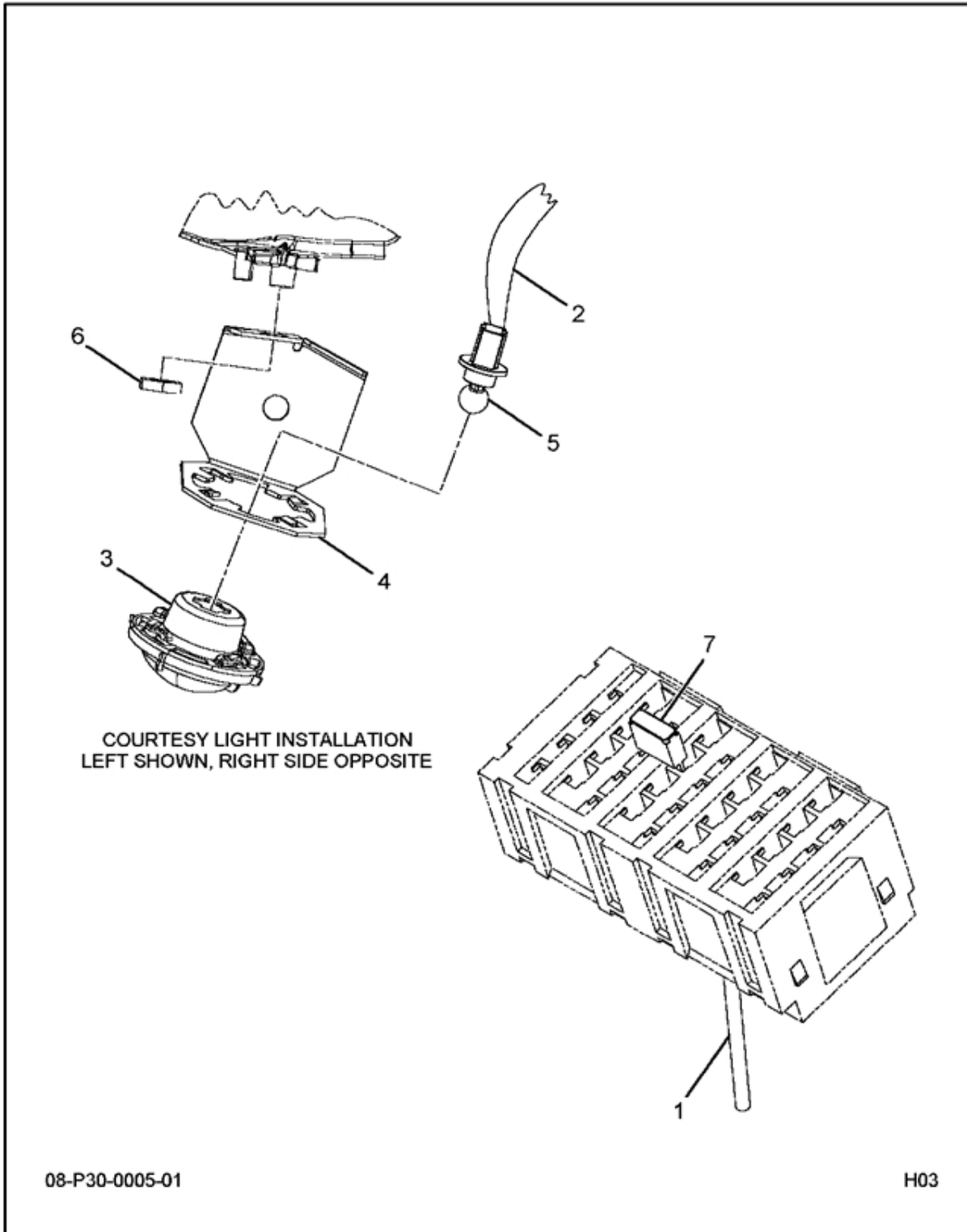
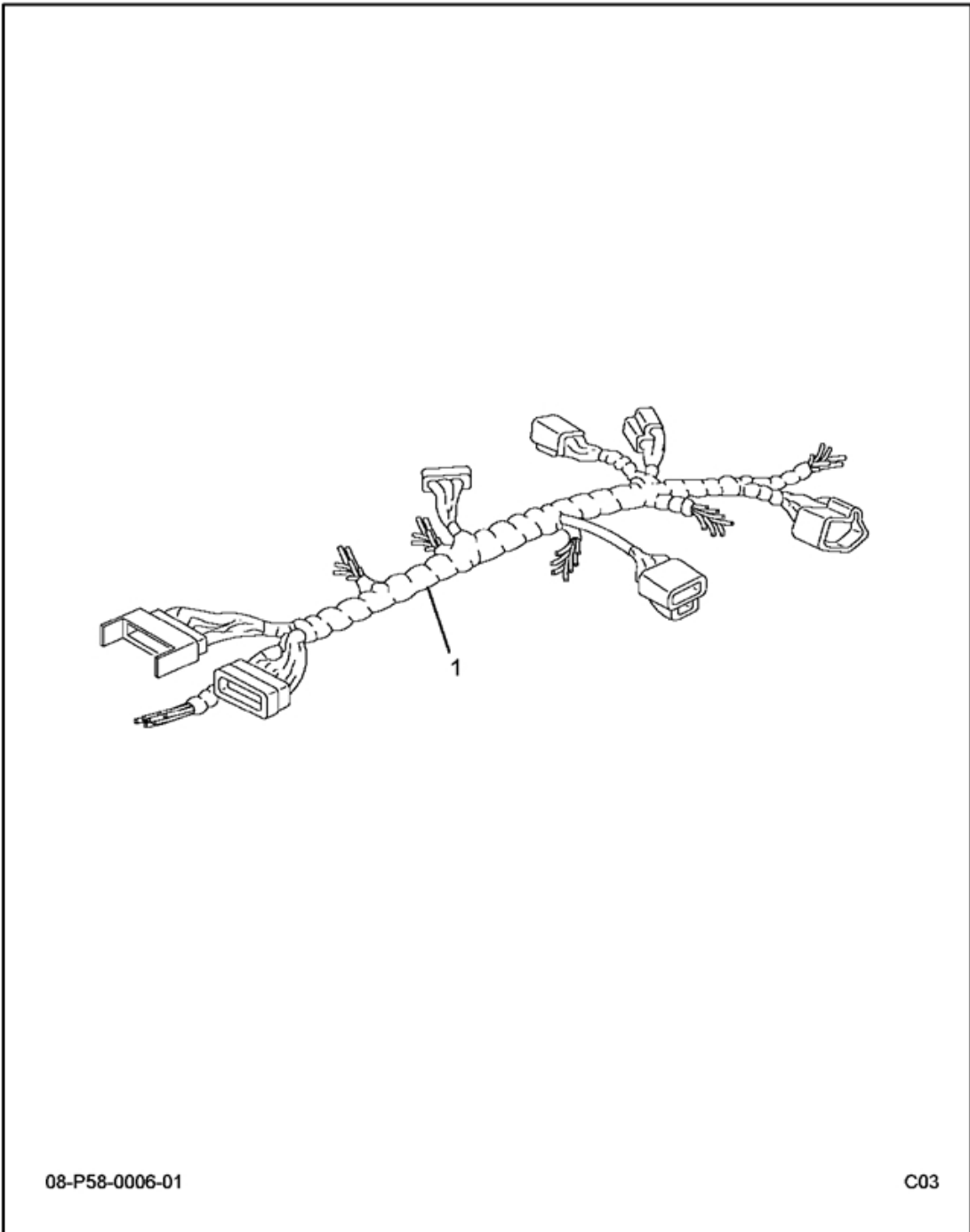


FIG 8-15.4  
ELEC IP; PREM CAB T

Item	Part Number	Qty	Description	Kit	Var	Fig
001	3567197C91	1	HARNESS,DOME & COURTESY LT WRG			
002	3551974C91	1	HARNESS,DOME & COURTESY LT WRG			
003	3543864C1	2	LIGHT,COURTESY*COURTESY LIGHT,			
004	3547266C1	2	BRACKET,ACCESSORY MTG C.L.B.			
005	28324R1	2	LAMP, INCANDESCENT 6V			
006	3567315C1	2	NUT,SPEED*NUT, SPEED - SELF TH			
007	MIN5	1	FUSE,5 AMP			
880		RF	NOTE: ASM BELOW COMPRISED OF ABOVE COMPONENTS			
881	3567170F91	RF	ELEC IP; PREM CAB T			



FIG 8-15.5  
ELEC IP; PWR 2 DOOR, H



08-P58-0006-01

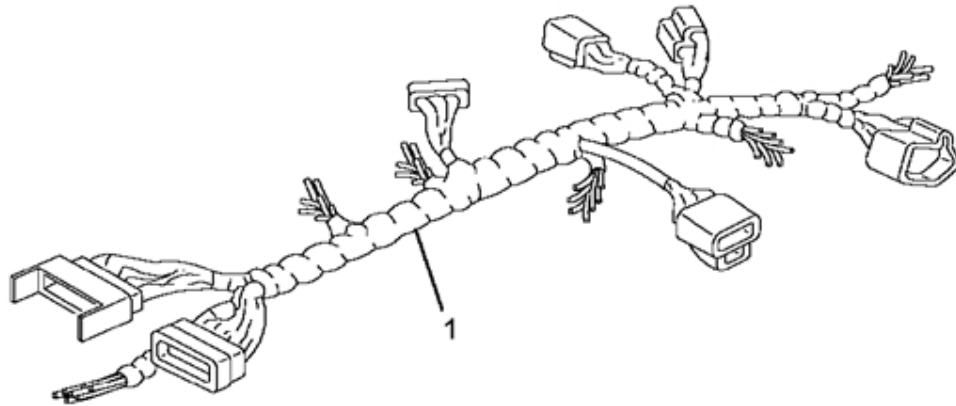
C03

FIG 8-15.5  
ELEC IP; PWR 2 DOOR, H

Item	Part Number	Qty	Description	Kit	Var	Fig
001	3567201C91	1	HARNESS,ELEC; MIRROR WIR			
	3536178C1	2	BREAKER,CIRCUIT*10 AMP, 12 VOL			
	3551938C91	1	HARNESS,ELEC; MIRROR WIR			
	3551922C91	1	HARNESS,ELEC; POWER WIND			
	3536182C1	2	BREAKER,CIRCUIT*30 AMP, 12 VOL			
880		RF	NOTE: ASM BELOW COMPRISED OF ABOVE COMPONENTS			
881	3567178F91	RF	ELEC IP; PWR 2 DOOR, H			

FIG 8-15.6

ELEC IP; POWERTRAIN J1



08-P58-0006-01

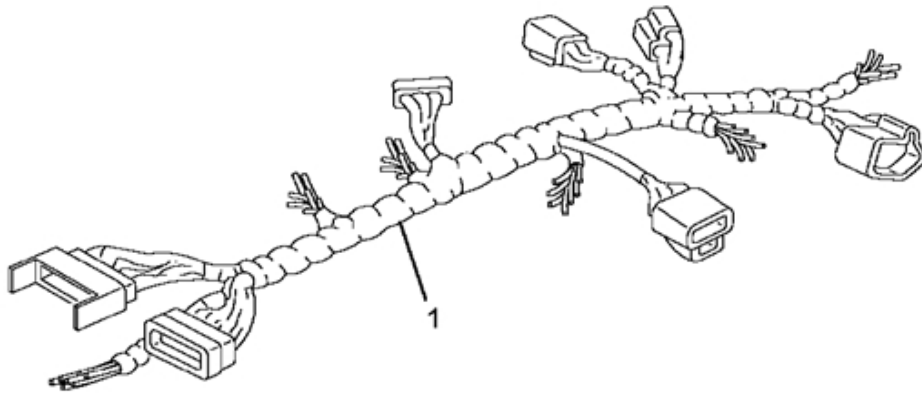
C03

FIG 8-15.6  
ELEC IP; POWERTRAIN J1

Item	Part Number	Qty	Description	Kit	Var	Fig
001	3567203C91	1	HARNESS,POWER TRAIN D-LINK WRG			
	3567204C91	1	HARNESS,SWITCH WIRING, STARTST			
	3567206C92	1	HARNESS,POWER TRAIN D-LINK WRG			
	291207C1	AR	WIRE TIE *PT08-28991			
880		RF	NOTE: ASM BELOW COMPRISED OF ABOVE COMPONENTS			
881	3570591F91	RF	ELEC IP; POWERTRAIN J1			

8-15.7

ELEC IP; WT XMSN



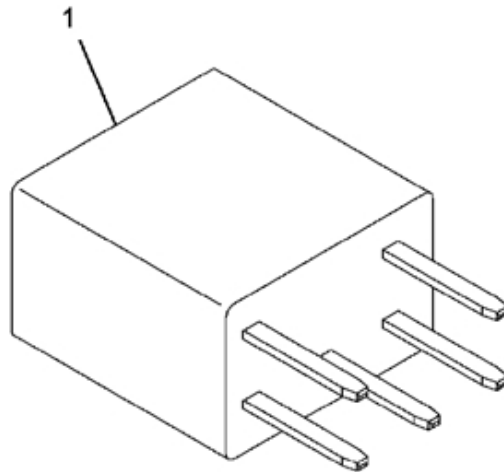
08-P58-0006-01

C03

FIG 8-15.7  
ELEC IP; WT XMSN

Item	Part Number	Qty	Description	Kit	Var	Fig
001	3567198C91	1	HARNESS,ELEC; XMSN WIRIN			
880		RF	NOTE: ASM BELOW COMPRISED OF ABOVE COMPONENTS			
881	3567173F91	RF	ELEC IP; WT XMSN			

FIG 8-15.8  
ELEC IP; OPTIONAL FUSE



08-P58-0015-01

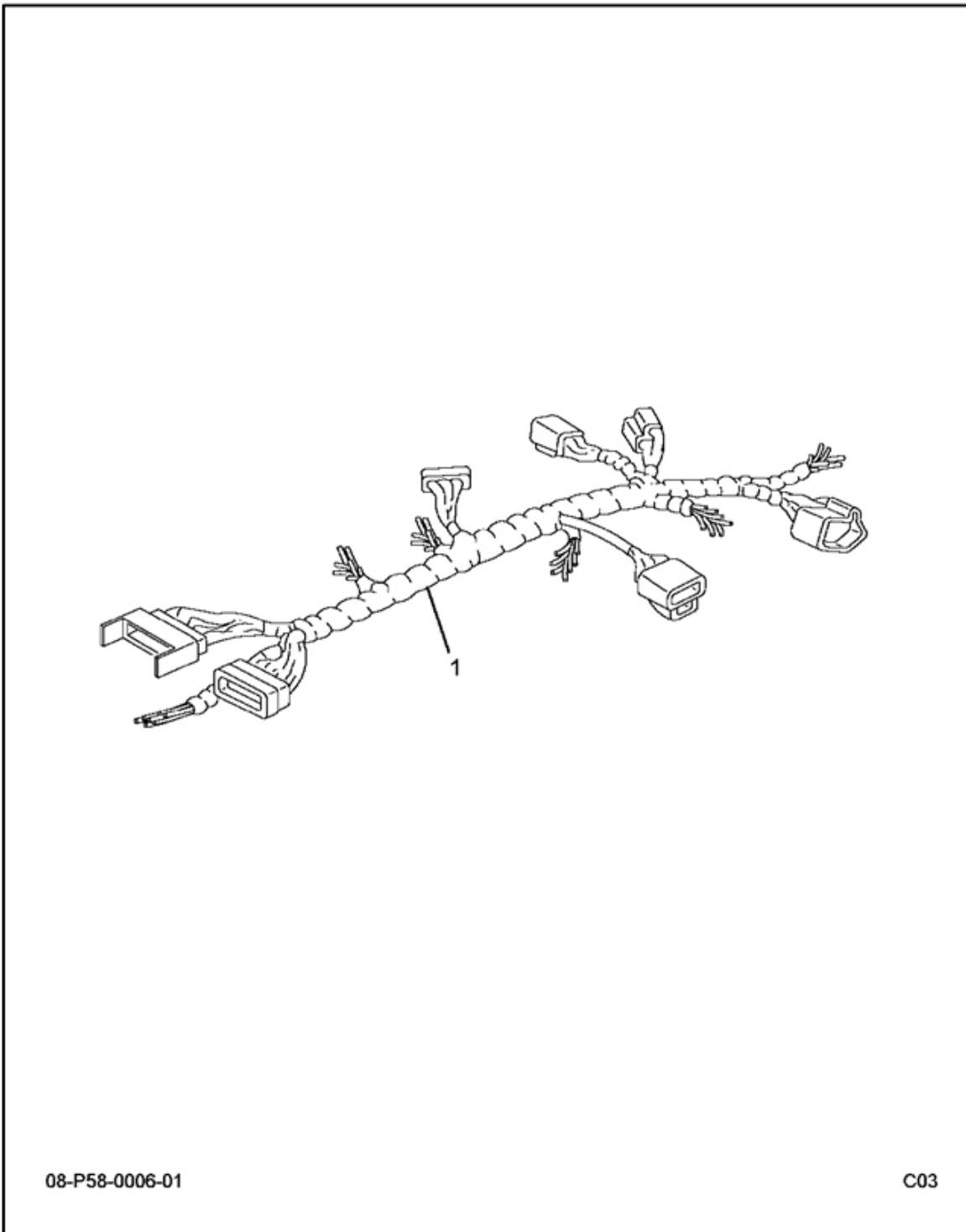
G05

FIG 8-15.8  
ELEC IP; OPTIONAL FUSE

Item	Part Number	Qty	Description	Kit	Var	Fig
001	3519350C1	1	RELAY,MICRO SPDT			
	473143C1	1	SCREW,SPECIAL HI-LOW			
	3552177C92	1	HARNESS,FUSE BLOCK WIRING*OVER			
880		RF	NOTE: ASM BELOW COMPRISED OF ABOVE COMPONENTS			
881	3552179F92	RF	ELEC IP; OPTIONAL FUSE			



FIG 8-15.9  
ELEC IP; MISC WRG-OPT



08-P58-0006-01

C03

FIG 8-15.9  
ELEC IP; MISC WRG-OPT

Item	Part Number	Qty	Description	Kit	Var	Fig
001	3554116C91	1	HARNESS,CAB OVERLAY*ZERO REFER			
	3551931C91	1	HARNESS,CAB OVERLAY*IP PANEL L			
	3549344C92	1	CABLE,ASM*IP GROUND OVERLAY			
	MIN5	1	FUSE,5 AMP			
	291207C1	1	WIRE TIE *PT08-28991			
880		RF	NOTE: ASM BEOW COMPRISED OF ABOVE COMPONENTS			
881	3554182F93	RF	ELEC IP; MISC WRG-OPT			

FIG 8-16  
INSTRUMENT PANEL MAIN CARRIER ASSY LHD

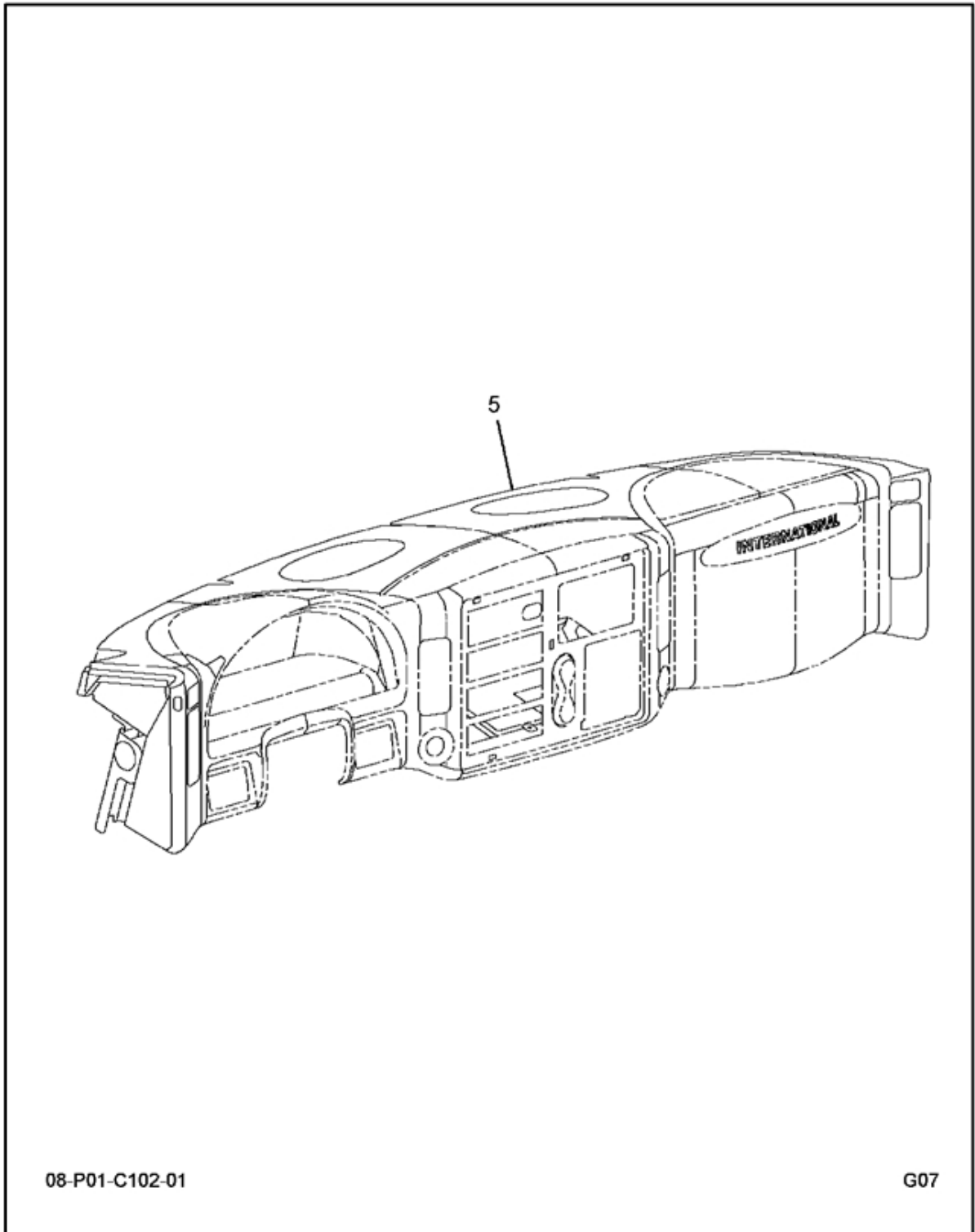
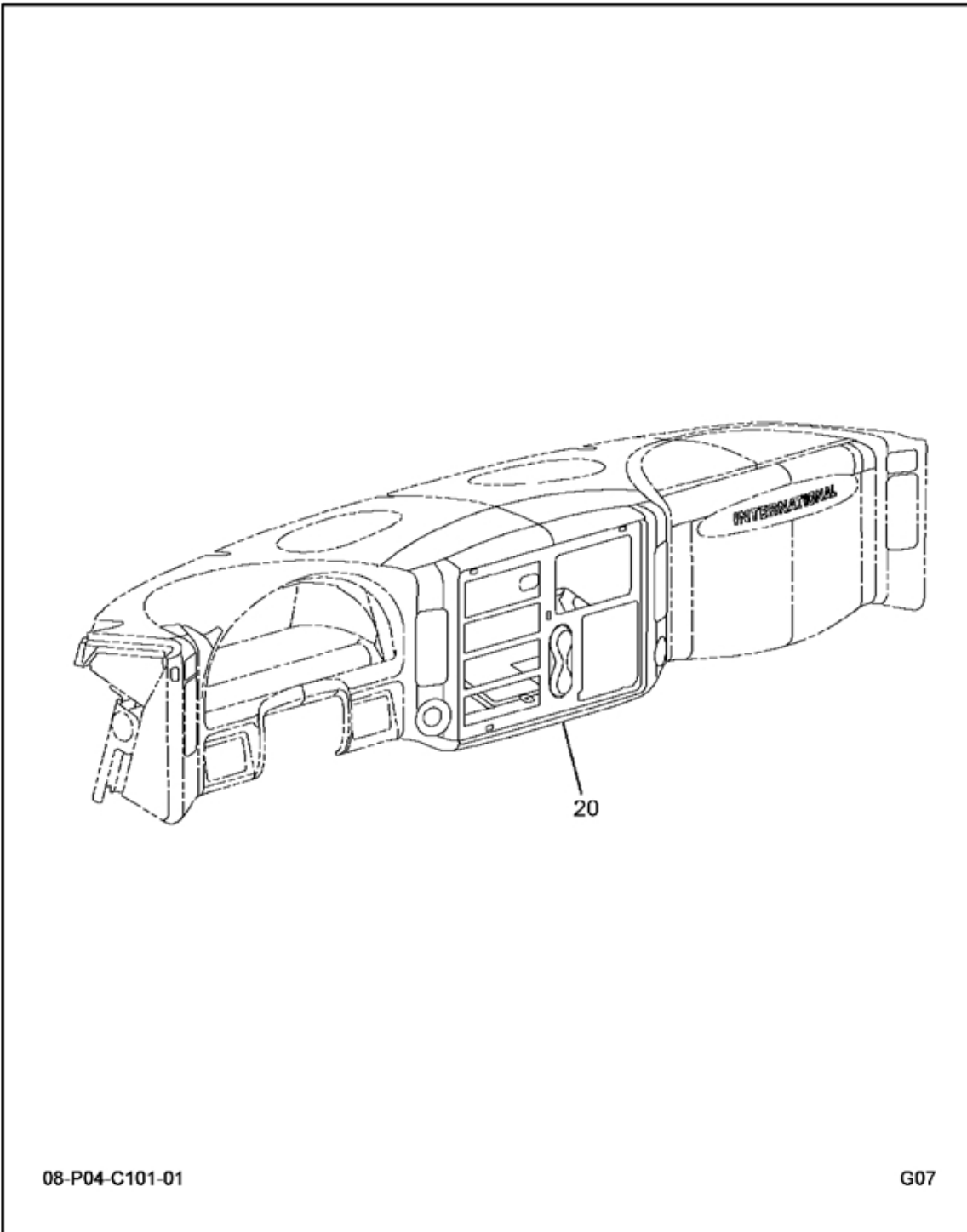


FIG 8-16  
INSTRUMENT PANEL MAIN CARRIER ASSY LHD

Item	Part Number	Qty	Description	Kit	Var	Fig
005	2596632C91	1	PANEL,ASSY INSTRUMENT		0RJGY	

FIG 8-17  
INSTRUMENT PANEL, CENTER EFFECTS



08-P04-C101-01

G07

FIG 8-17  
INSTRUMENT PANEL, CENTER EFFECTS

Item	Part Number	Qty	Description	Kit	Var	Fig
020	3819386F91	1	MM,DRIVER CONTROL, FLAT CENTER		0RJH2	3819386F91

FIG 8-17.1  
DRIVER CONTROL, FLAT CENTER

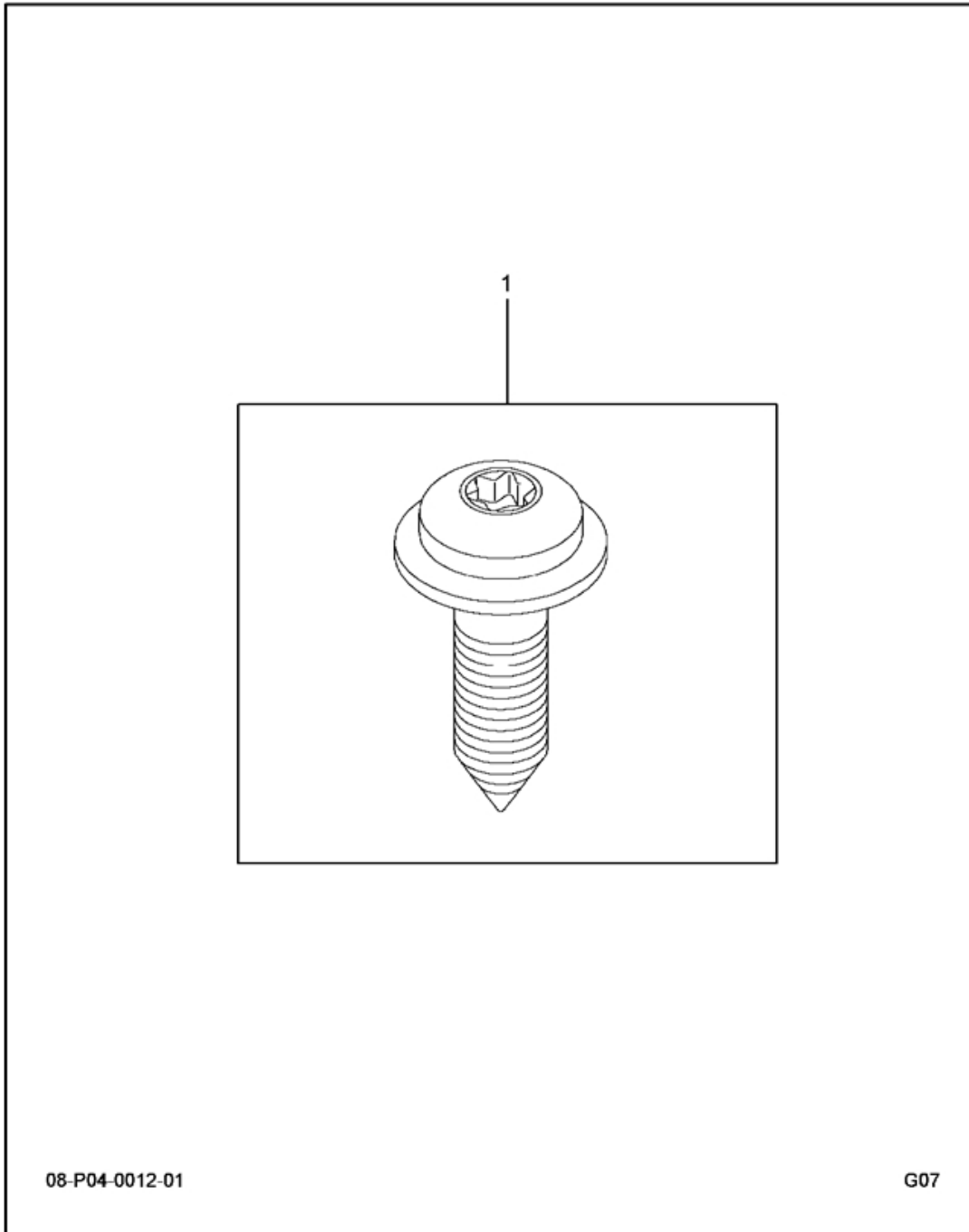


FIG 8-17.1  
DRIVER CONTROL, FLAT CENTER

Item	Part Number	Qty	Description	Kit	Var	Fig
001	3545857C1	6	SCREW, TAPPING M4.2 X 1.4 - 30M			
880		RF	NOTE: ASM BELOW COMPRISED OF ABOVE COMPONENTS			
881	3819386F91	RF	DRIVER CONTROL, FLAT CENTER			



FIG 8-18  
INSTRUMENT PANEL, LEFT EFFECTS

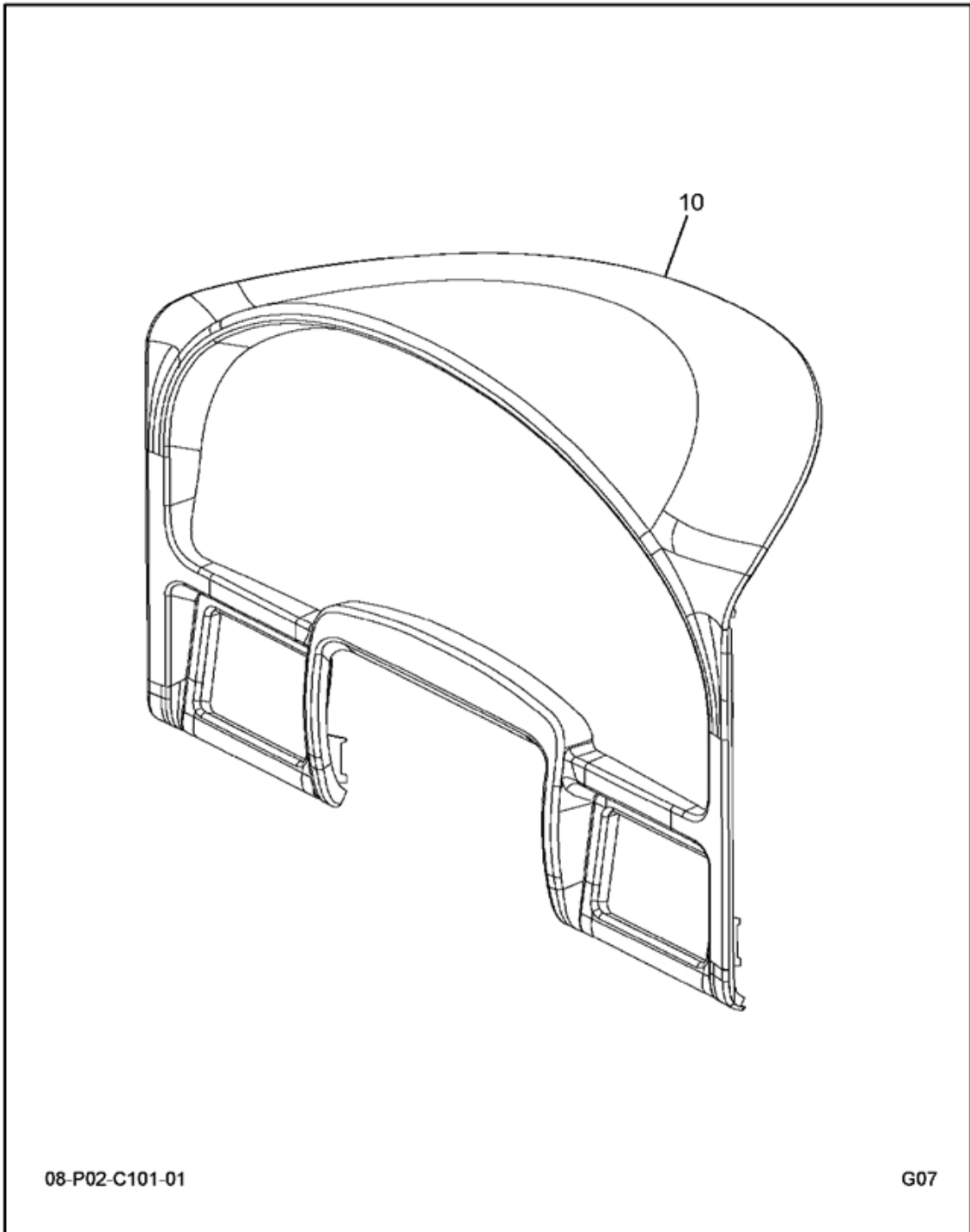


FIG 8-18  
 INSTRUMENT PANEL, LEFT EFFECTS

Item	Part Number	Qty	Description	Kit	Var	Fig
010	3511042F93	1	MM INST PNL CLSTR CLSOUT LHD		0RJH0	3511042F93

FIG 8-18.1  
INSTRUMENT PANEL MODULE

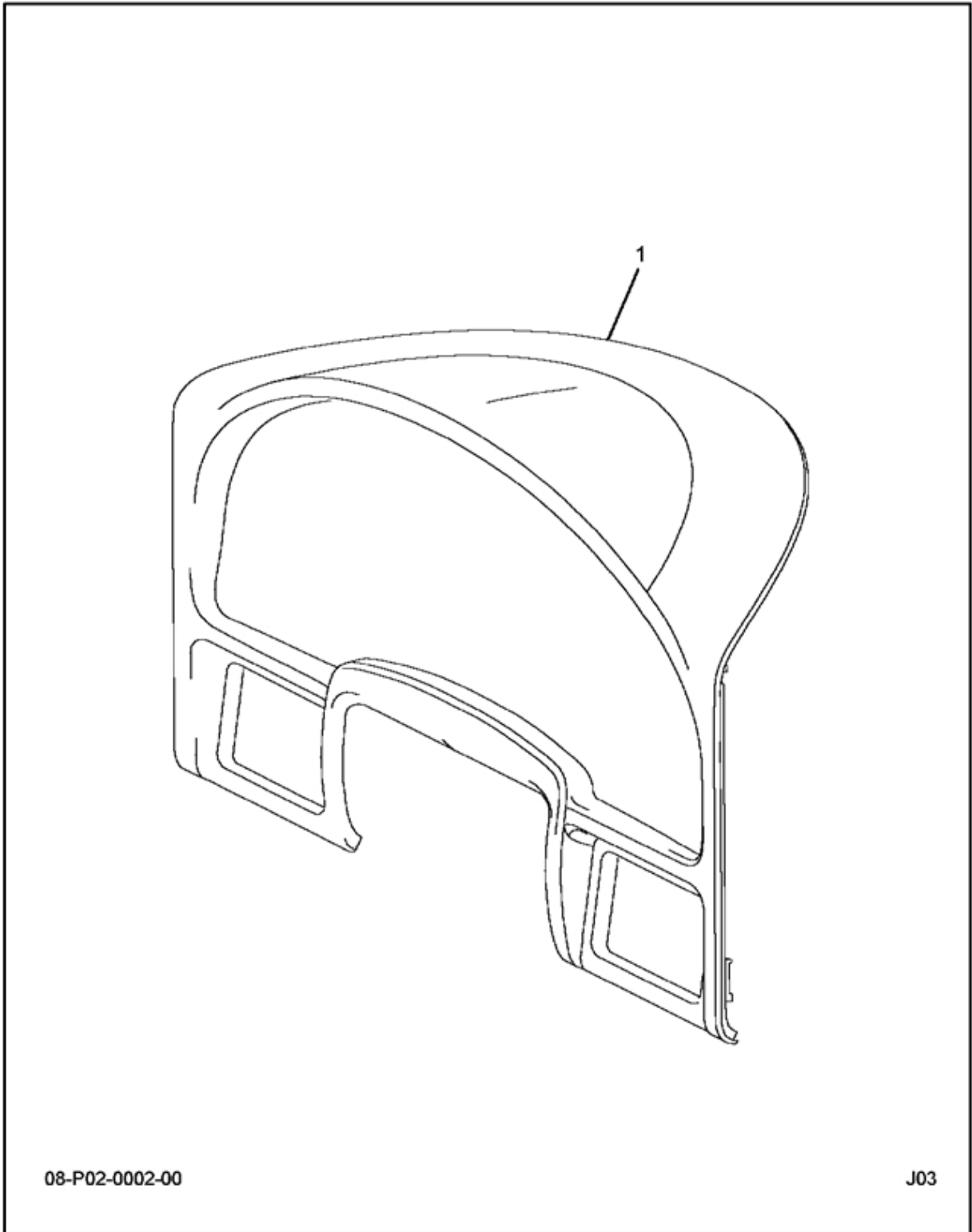


FIG 8-18.1  
INSTRUMENT PANEL MODULE

Item	Part Number	Qty	Description	Kit	Var	Fig
001	3547251C1	1	PANEL,INSTRUMENT CLSTR CLOSEOU			
	2507003C1	6	CLIP,INSTR CLSTR CLOSEOUT TRM			
880		RF	NOTE: ASM BELOW COMPRISED OF ABOVE COMPONENTS			
881	3511042F93	RF	MM INST PNL CLSTR CLSOUT LHD			

FIG 8-19  
INSTRUMENT PANEL, RIGHT EFFECTS

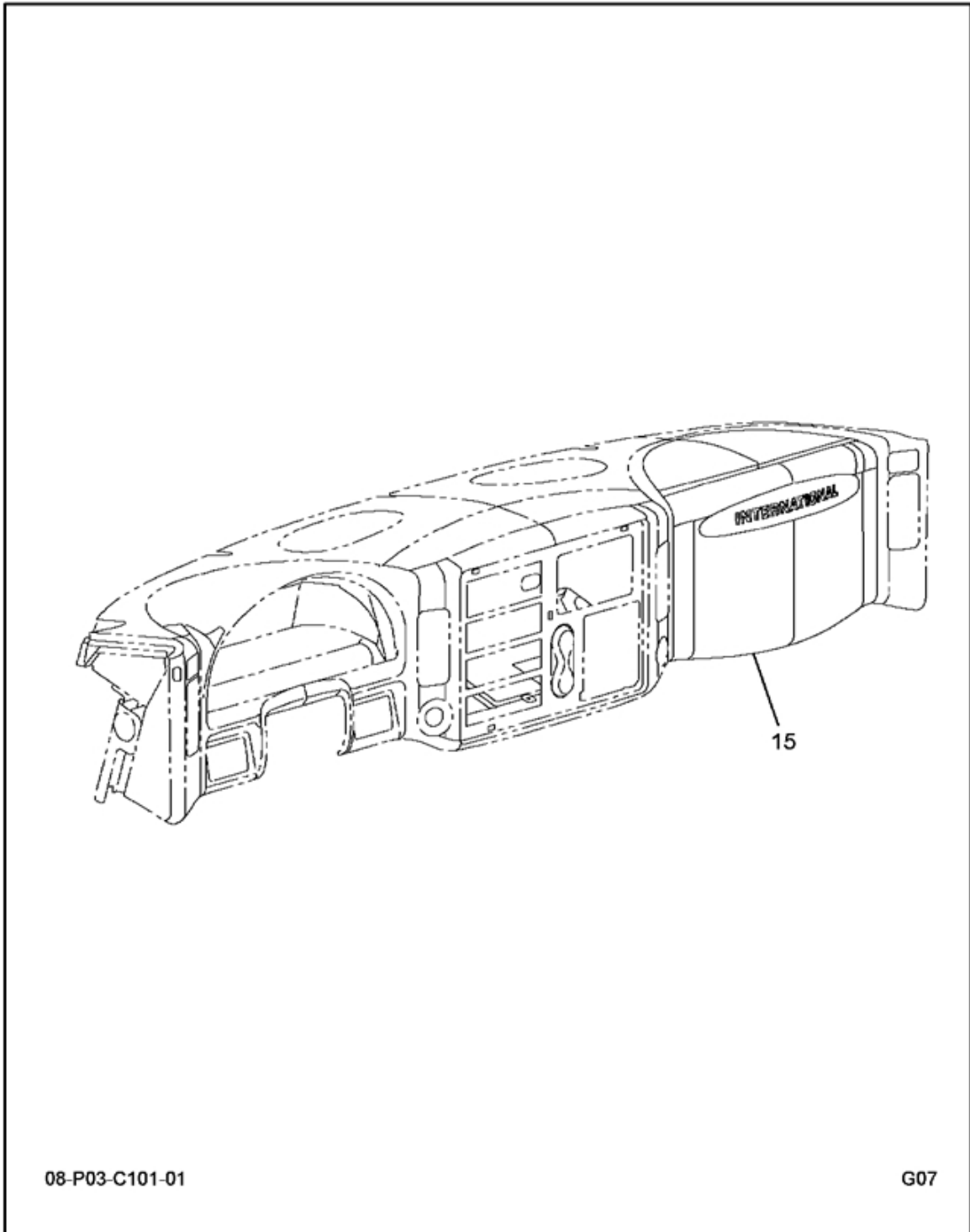


FIG 8-19  
INSTRUMENT PANEL, RIGHT EFFECTS

Item	Part Number	Qty	Description	Kit	Var	Fig
015	3511056F93	1	MM INST PNL PASS CLSOUT LHD		0RJH1	3511056F93

FIG 8-19.1  
INSTRUMENT PANEL INSTL, PASSENGER; MODULE

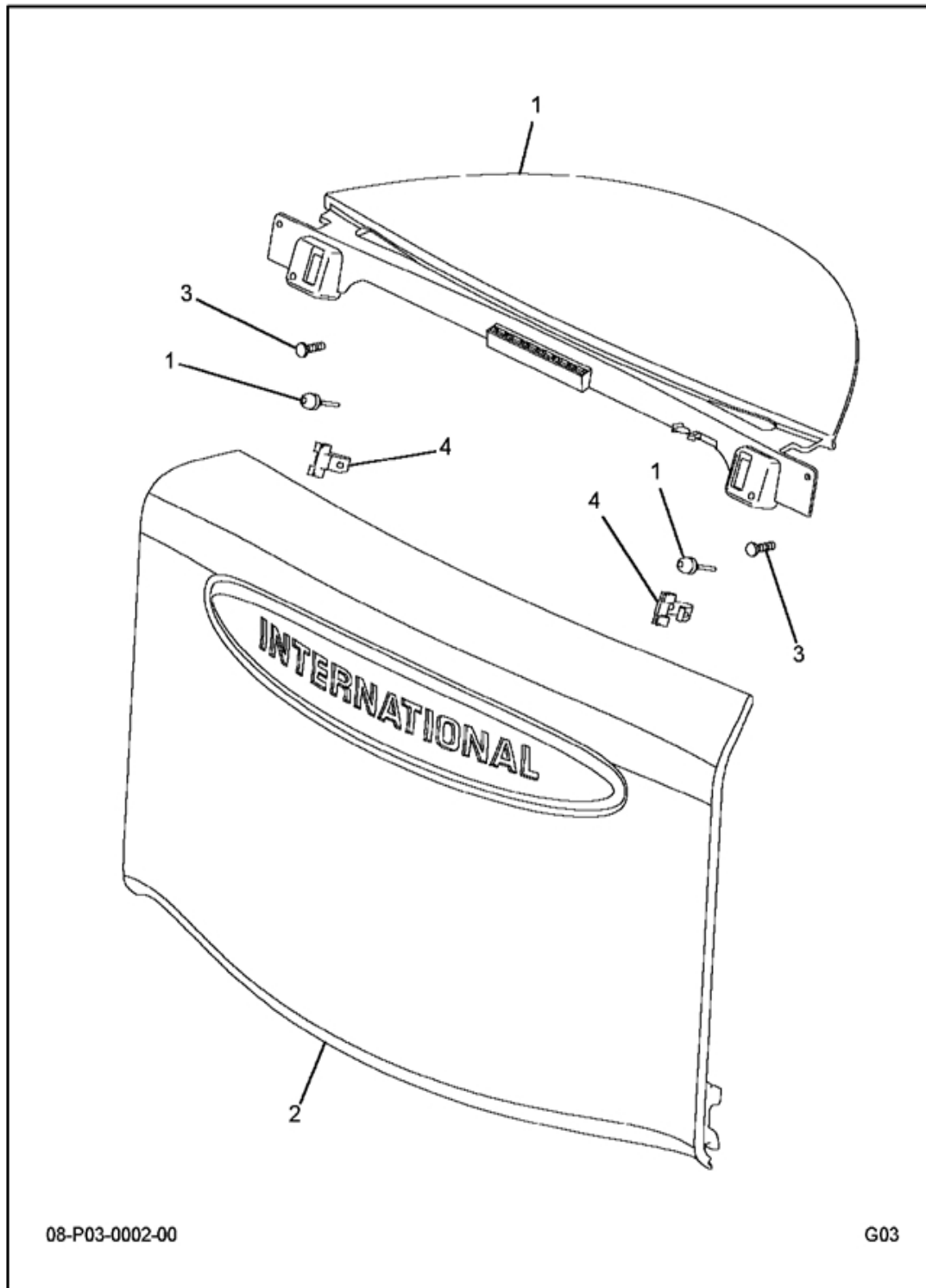


FIG 8-19.1  
 INSTRUMENT PANEL INSTL, PASSENGER; MODULE

Item	Part Number	Qty	Description	Kit	Var	Fig
001	3547252C1	1	PANEL,INSTRUMENT UPR PAS PNL			
002	3547253C1	1	PANEL,INSTRUMENT FUSE ACCESS			
003	473143C1	2	SCREW,SPECIAL HI-LOW			
004	2507003C1	2	CLIP,INSTR CLSTR CLOSEOUT TRM			
880		RF	NOTE: ASM BELOW COMPRISED OF ABOVE COMPONENTS			
881	3511056F93	RF	MM INST PNL PASS CLSOUT LHD			



FIG 8-20  
IP MODULE, CLUSTER EFFECTS, AIR 1 GA & AIR 2 GA


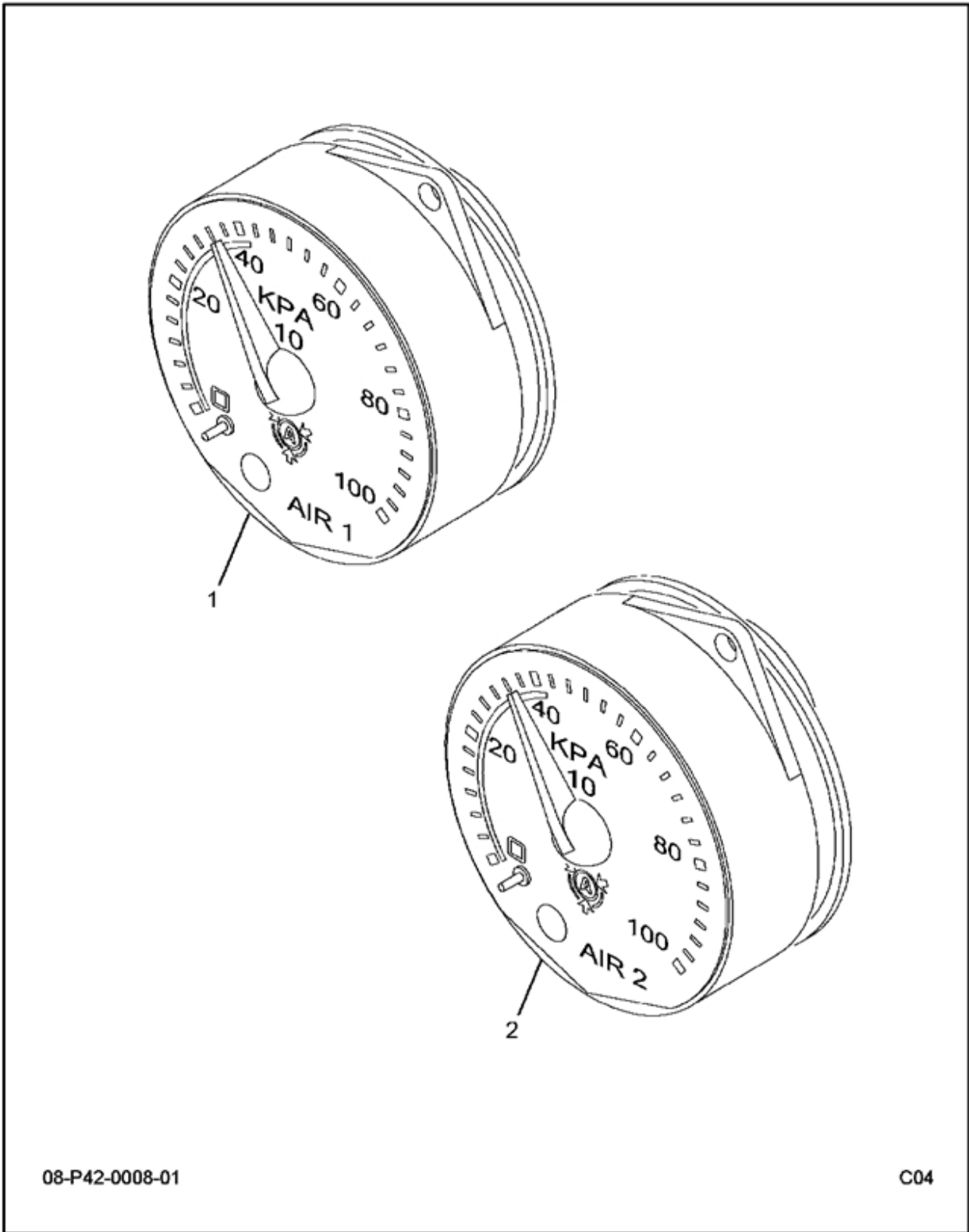


FIG 8-20  
IP MODULE, CLUSTER EFFECTS, AIR 1 GA & AIR 2 GA

Item	Part Number	Qty	Description	Kit	Var	Fig
005	3545994F92	1	ELEC IP; GAUGES, CLUST		0RJDW	3545994F92

FIG 8-20.1  
ELEC IP; GAUGES, CLUST



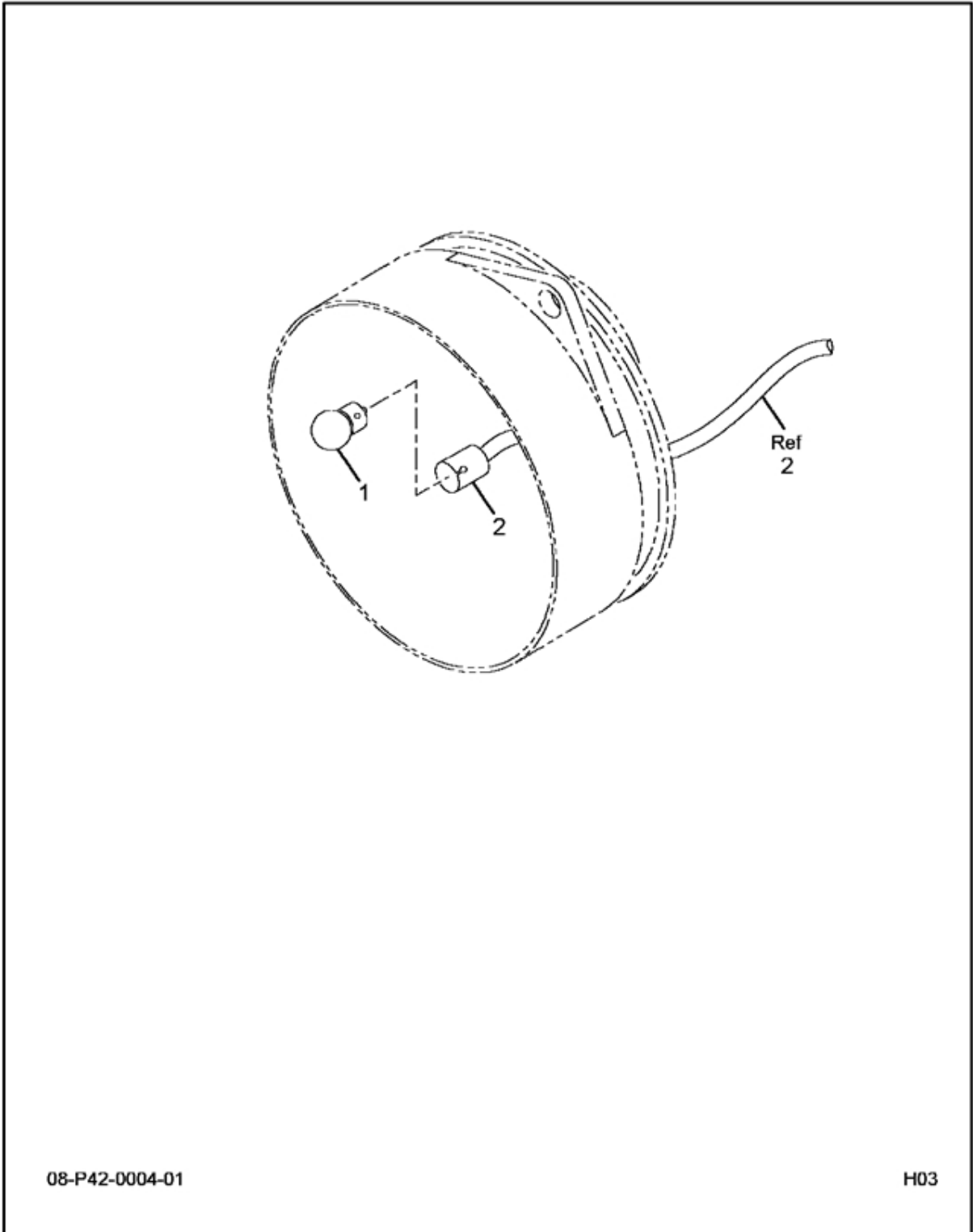
08-P42-0008-01

C04

FIG 8-20.1  
ELEC IP; GAUGES, CLUST

Item	Part Number	Qty	Description	Kit	Var	Fig
001	3533883C1	1	GAUGE,ELTRNC*AIR 1 (ENGLISH)			3533883C1
002	3533884C1	1	GAUGE,ELTRNC*AIR 2 (ENGLISH)			3533884C1
880		RF	NOTE: ASM BELOW COMPRISED OF ABOVE COMPONENTS			
881	3545994F92	RF	ELEC IP; GAUGES, CLUST			

FIG 8-20.2  
GAUGE, ELTRNC\*AIR 1 (ENGLISH)



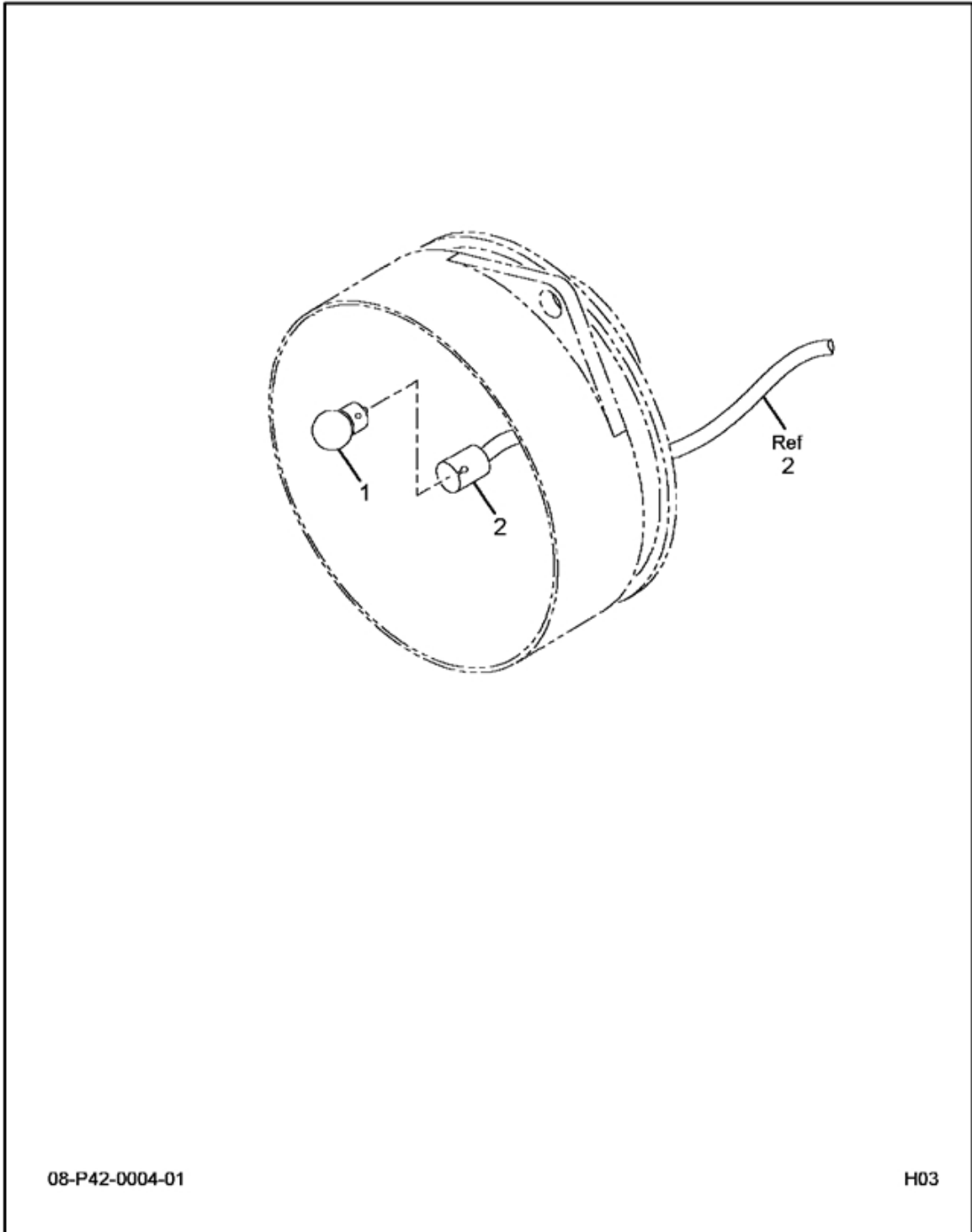
08-P42-0004-01

H03

FIG 8-20.2  
GAUGE, ELTRNC\*AIR 1 (ENGLISH)

Item	Part Number	Qty	Description	Kit	Var	Fig
001		RF	AIR 1 ENGLISH			
	2506796C1	2	LAMP, INCANDESCENT			
002	2506798C1	1	HARNESS, GAUGE JUMPER 5"-100/PK			
800		RF	NOTE: THE FOLLOWING PARTS ARE NON-ILLUSTRATED			
801	2506420R1	1	MANUAL, INST GAGE INST & RPLMNT			
880		RF	NOTE: ASM BELOW COMPRISED OF ABOVE COMPONENTS			
881	3533883C1	RF	GAUGE, ELTRNC*AIR 1 (ENGLISH)			

FIG 8-20.3  
GAUGE, ELTRNC AIR 2 (ENGLISH)



08-P42-0004-01

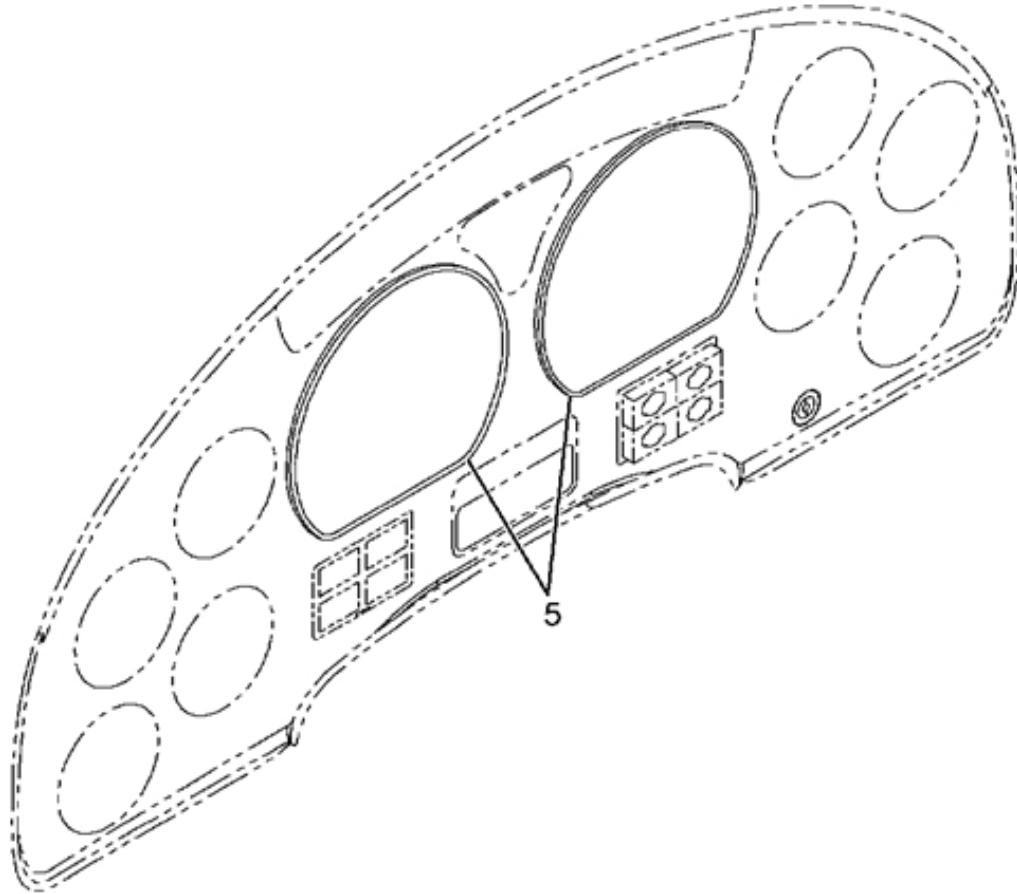
H03

FIG 8-20.3  
GAUGE, ELTRNC AIR 2 (ENGLISH)

Item	Part Number	Qty	Description	Kit	Var	Fig
001	2506796C1	2	LAMP, INCANDESCENT			
002	2506798C1	1	HARNESS, GAUGE JUMPER 5"-100/PK			
800		RF	NOTE: THE FOLLOWING PARTS ARE NON-ILLUSTRATED			
801	2506420R1	1	MANUAL, INST GAGE INST & RPLMNT			
880		RF	NOTE: ASM BELOW COMPRISED OF ABOVE COMPONENTS			
881	3533884C1	RF	GAUGE, ELTRNC*AIR 2 (ENGLISH)			



FIG 8-21  
IP MODULE, CLUSTER EFFECTS, CTR. MODULE W/STD GAUGES



08-P76-C101-01

G07

FIG 8-21  
IP MODULE, CLUSTER EFFECTS, CTR. MODULE W/STD GAUGES

Item	Part Number	Qty	Description	Kit	Var	Fig
005	3820407F91	1	IP,CLSTR CNTR METRIC GAGE ENG		0RJFQ	3820407F91

FIG 8-21.1  
IP, CLSTR CNTR METRIC GAGE ENG

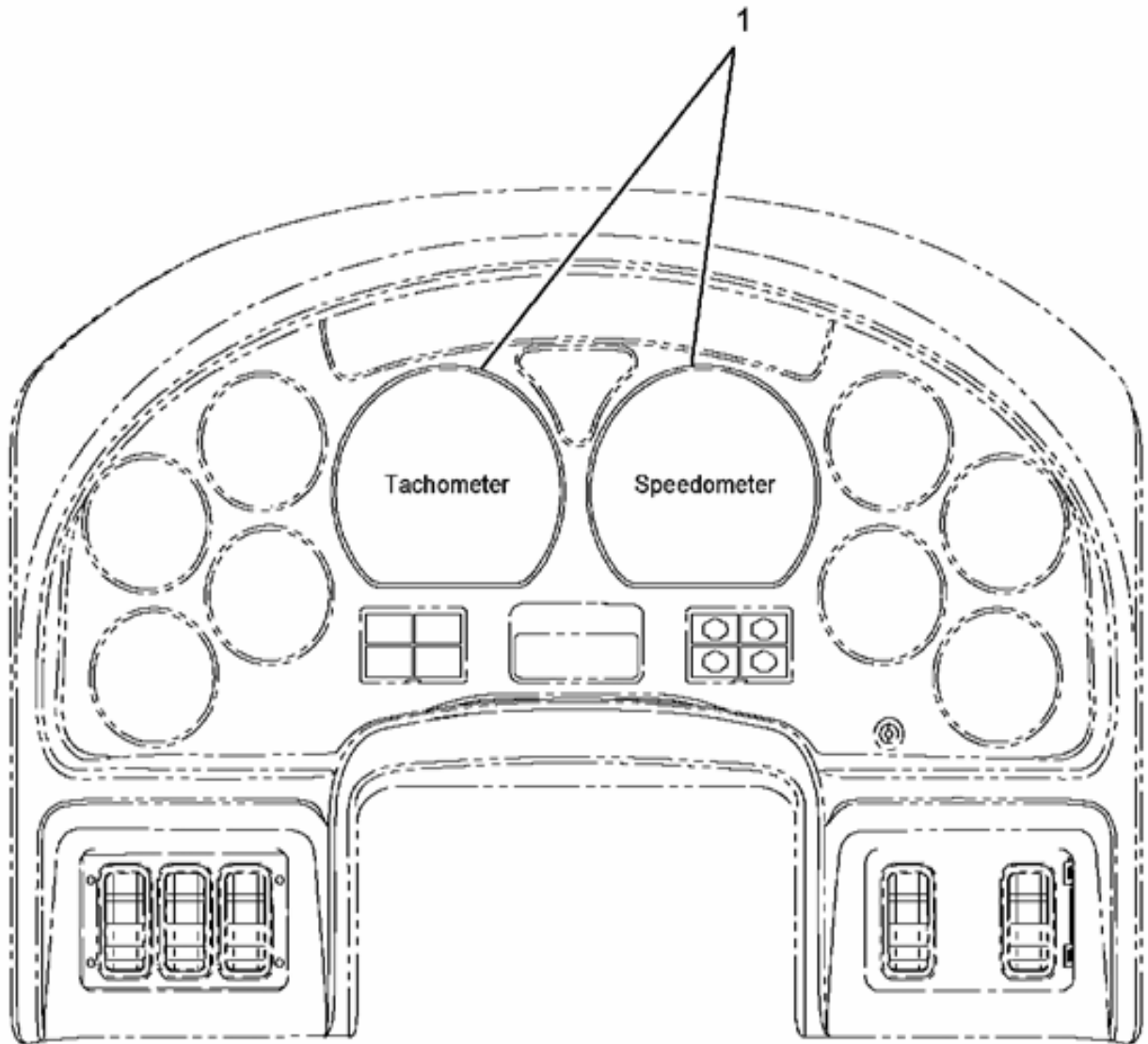


FIG 8-21.1  
 IP,CLSTR CNTR METRIC GAGE ENG

Item	Part Number	Qty	Description	Kit	Var	Fig
001	3820408C91	1	CLSTR,SPEEDOMETER,& TACH HEAD			
880		RF	NOTE: ASM BELOW COMPRISED OF ABOVE COMPONENTS			
881	3820407F91	RF	IP,CLSTR CNTR METRIC GAGE ENG			

FIG 8-22  
IP MODULE, CLUSTER EFFECTS, GAUGE BLANKS

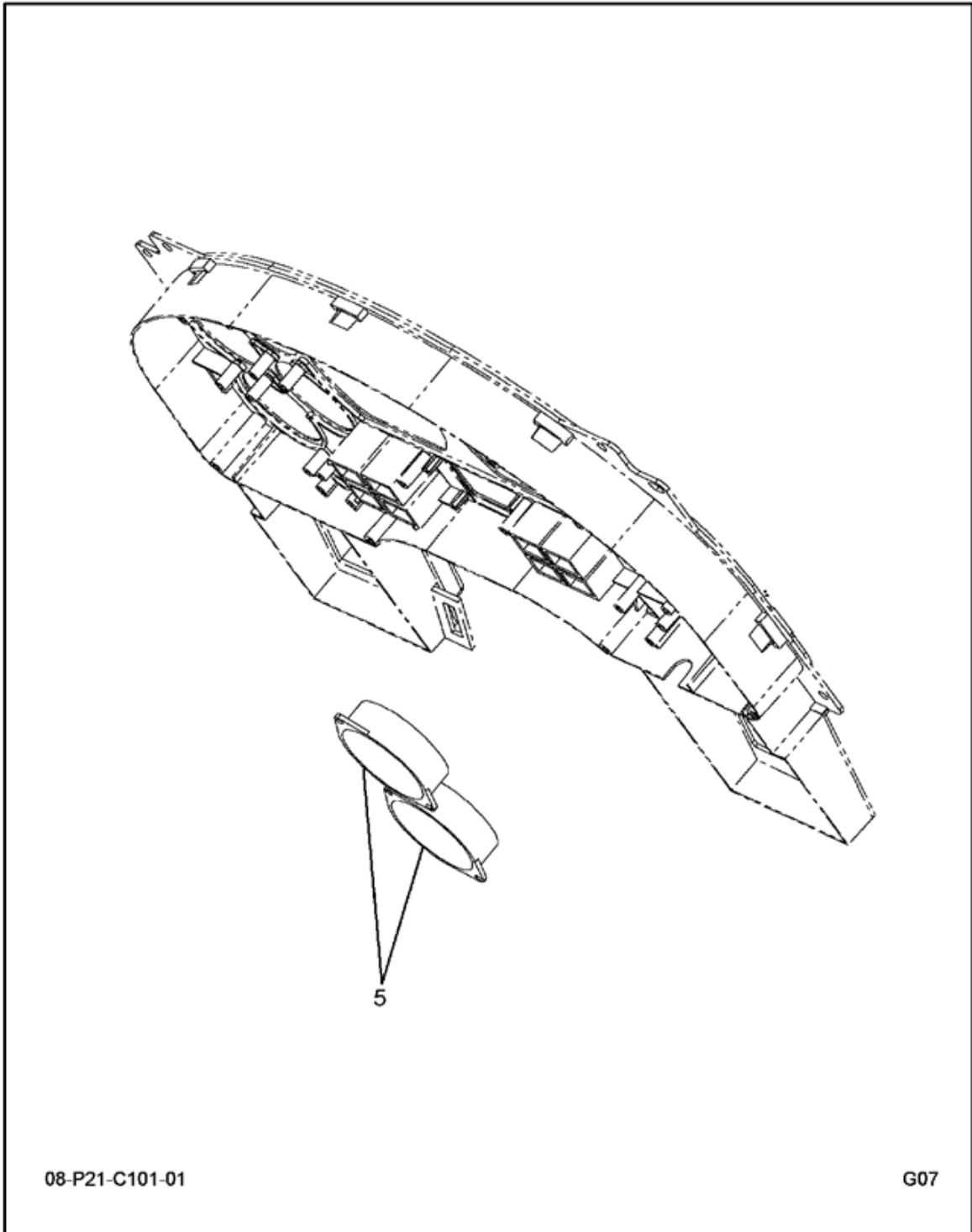
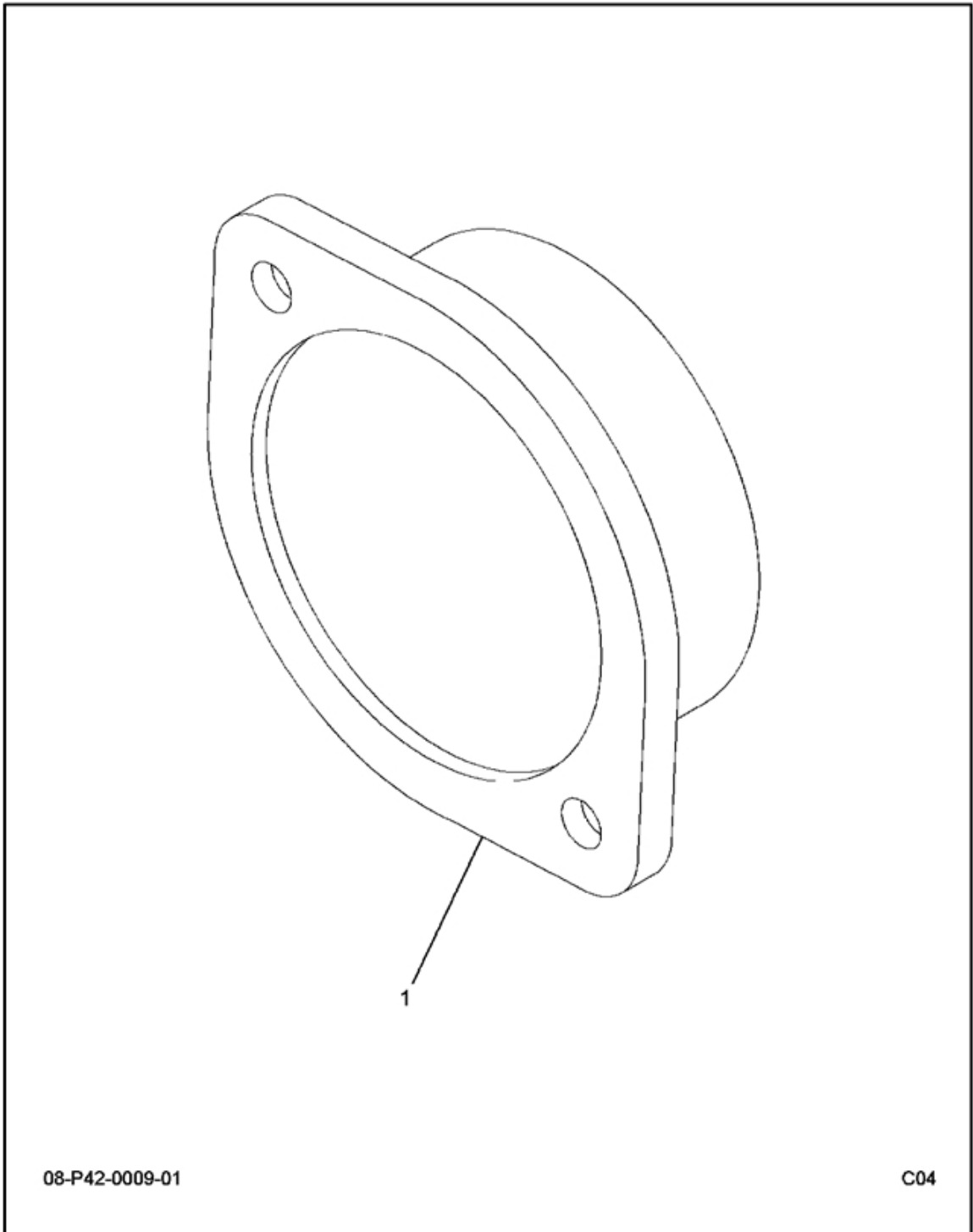


FIG 8-22  
IP MODULE, CLUSTER EFFECTS, GAUGE BLANKS

Item	Part Number	Qty	Description	Kit	Var	Fig
005	3534437F91	1	GAUGE,ELTRNC*BLANK - COVER QTY		0RJDM	3534437F91

Fig 8-22.1

GAUGE, ELTRNC\*BLANK - COVER QTY



08-P42-0009-01

C04

Fig 8-22.1  
 GAUGE,ELTRNC\*BLANK - COVER QTY

Item	Part Number	Qty	Description	Kit	Var	Fig
001	3533906C1	1	COVER,GAUGE HOLE*BLANK - INSTR			
880		RF	NOTE: ASM BELOW COMPRISED OF ABOVE COMPONENTS			
881	3534437F91	RF	GAUGE,ELTRNC*BLANK - COVER QTY			



FIG 8-23  
IP MODULE, CLUSTER EFFECTS, HOUSING

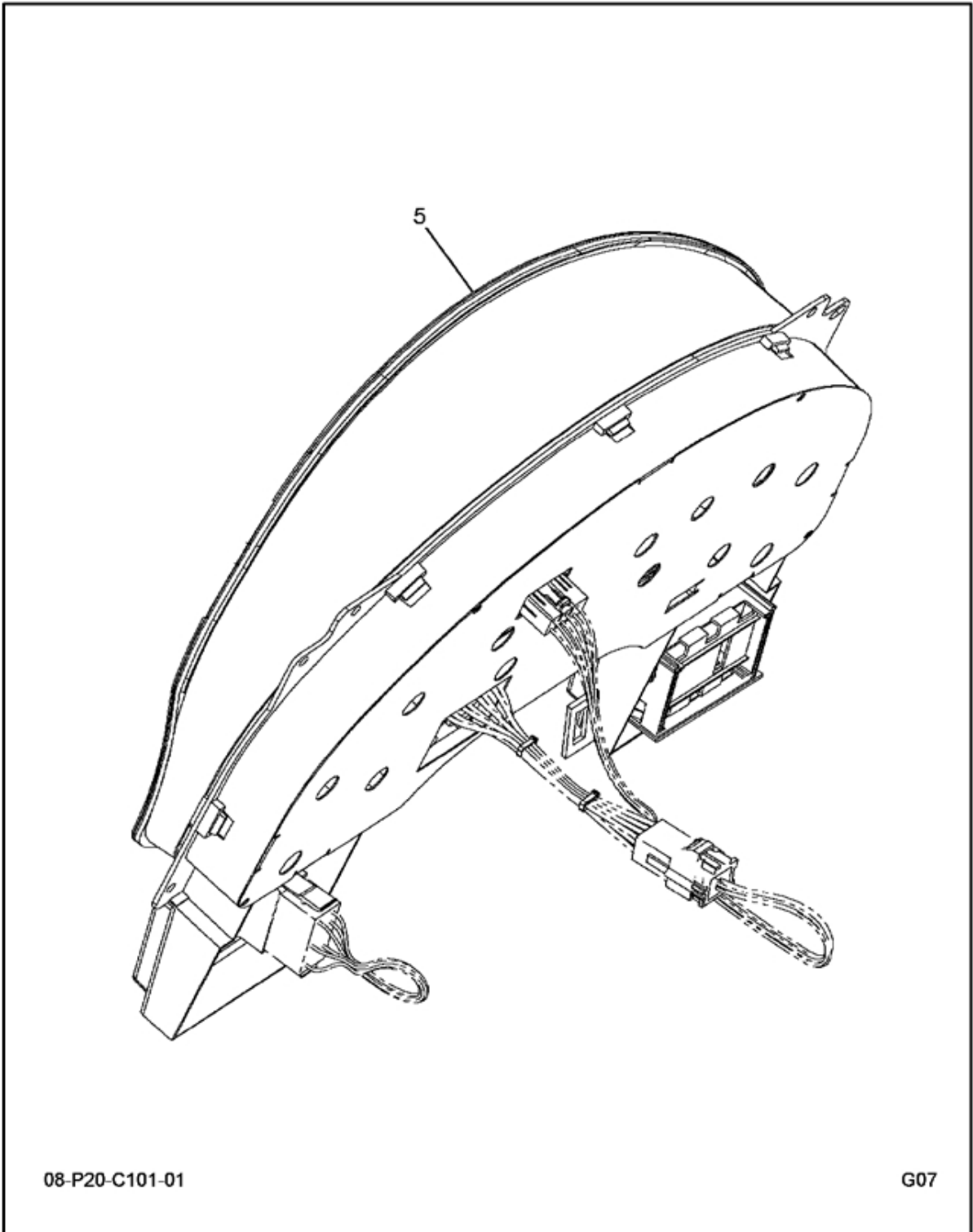


FIG 8-23  
IP MODULE, CLUSTER EFFECTS, HOUSING

Item	Part Number	Qty	Description	Kit	Var	Fig
005	3819754F91	1	CLUSTER,IP,W/PRNDL,LH SWITCH		0RJDK	3819754F91

FIG 8-23.1  
INSTRUMENT PANEL, CLUSTER HOUSING W/PRNDL

**NON-ILLUSTRATED  
FIGURE**

00-NON-ILLS-01

000

FIG 8-23.1  
 INSTRUMENT PANEL, CLUSTER HOUSING W/PRNDL

Item	Part Number	Qty	Description	Kit	Var	Fig
001 880	3819752C91	1	HOUSING W/PRNDL, W/LEFT SWITCH			
		RF	NOTE: ASM BELOW COMPRISED OF ABOVE COMPONENTS			
881	3819754F91	RF	INSTRUMENT PANEL, CLUSTER HOUSING W/PRNDL			

FIG 8-24  
IP MODULE, CLUSTER EFFECTS, LCD

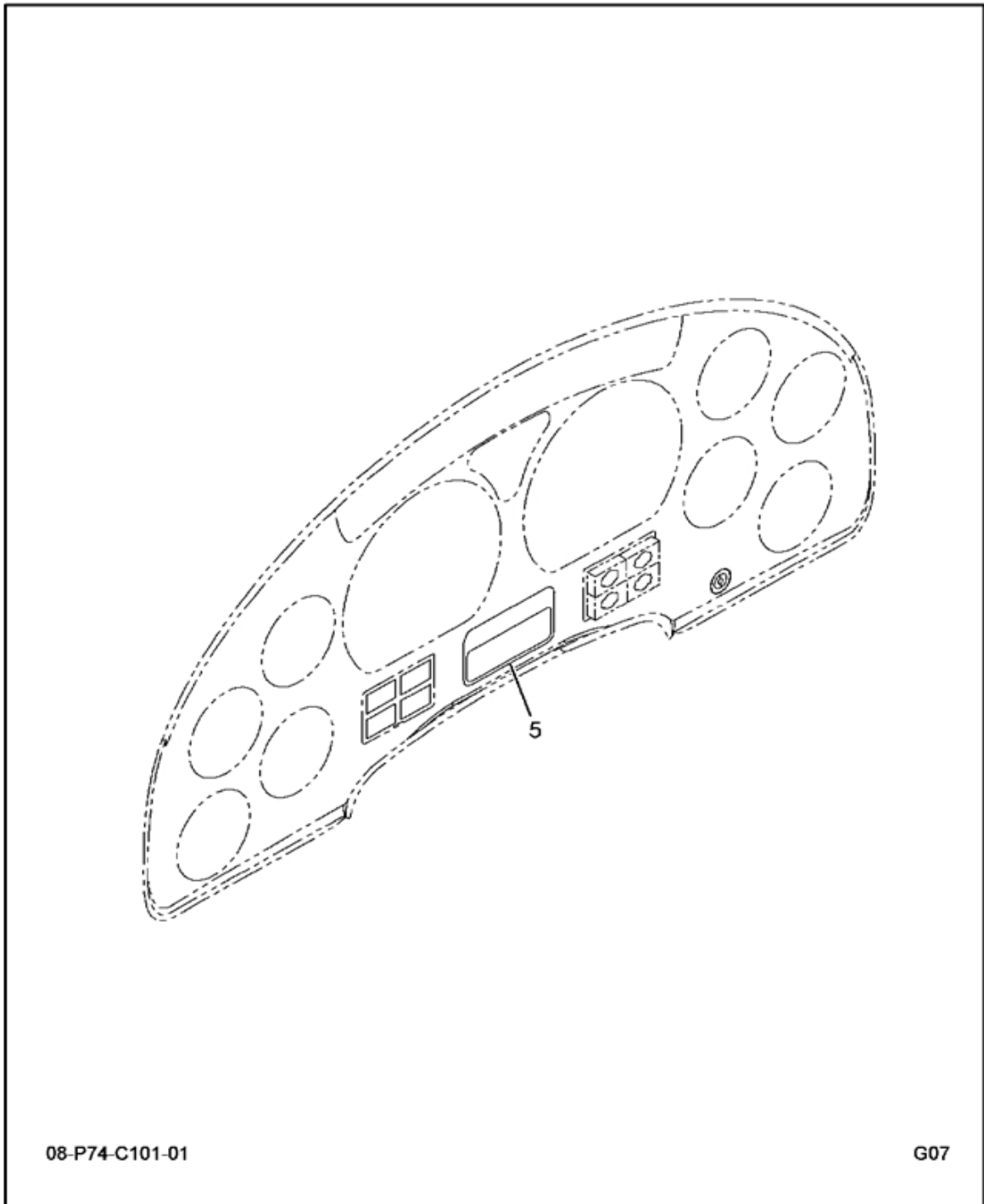


FIG 8-24  
IP MODULE, CLUSTER EFFECTS, LCD

Item	Part Number	Qty	Description	Kit	Var	Fig
005	3554423F91	1	ELEC IP; LCD N/EATON A		0RJFL	3554423F91

FIG 8-24.1  
ELEC IP; LCD N/EATON A





FIG 8-24.1  
ELEC IP; LCD N/EATON A

Item	Part Number	Qty	Description	Kit	Var	Fig
001	3554433C1	1	METER, ODOMETER*LCD N/EATON AUT			3554433C1
880		RF	NOTE: ASM BELOW COMPRISED OF ABOVE COMPONENTS			
881	3554423F91	RF	ELEC IP; LCD N/EATON A			



FIG 8-24.2  
METER, ODOMETER LCD



16-P74-C101-01

G07

FIG 8-24.2  
METER, ODOMETER LCD

Item	Part Number	Qty	Description	Kit	Var	Fig
001		RF	BOARD ASM, PRNDL PC, STANDARD			
800		RF	NOTE: THE FOLLOWING PARTS ARE NON-ILLUSTRATED			
801	2506422R1	1	MANUAL, INSTRUMENT CLUSTER & REPLACEMENT			
880		RF	NOTE: ASM BELOW COMPRISED OF ABOVE COMPONENTS			
881	3554433C1	RF	METER, ODOMETER LCD			

FIG 8-25  
IP MODULE, CLUSTER EFFECTS, LEFT WARNING LIGHTS

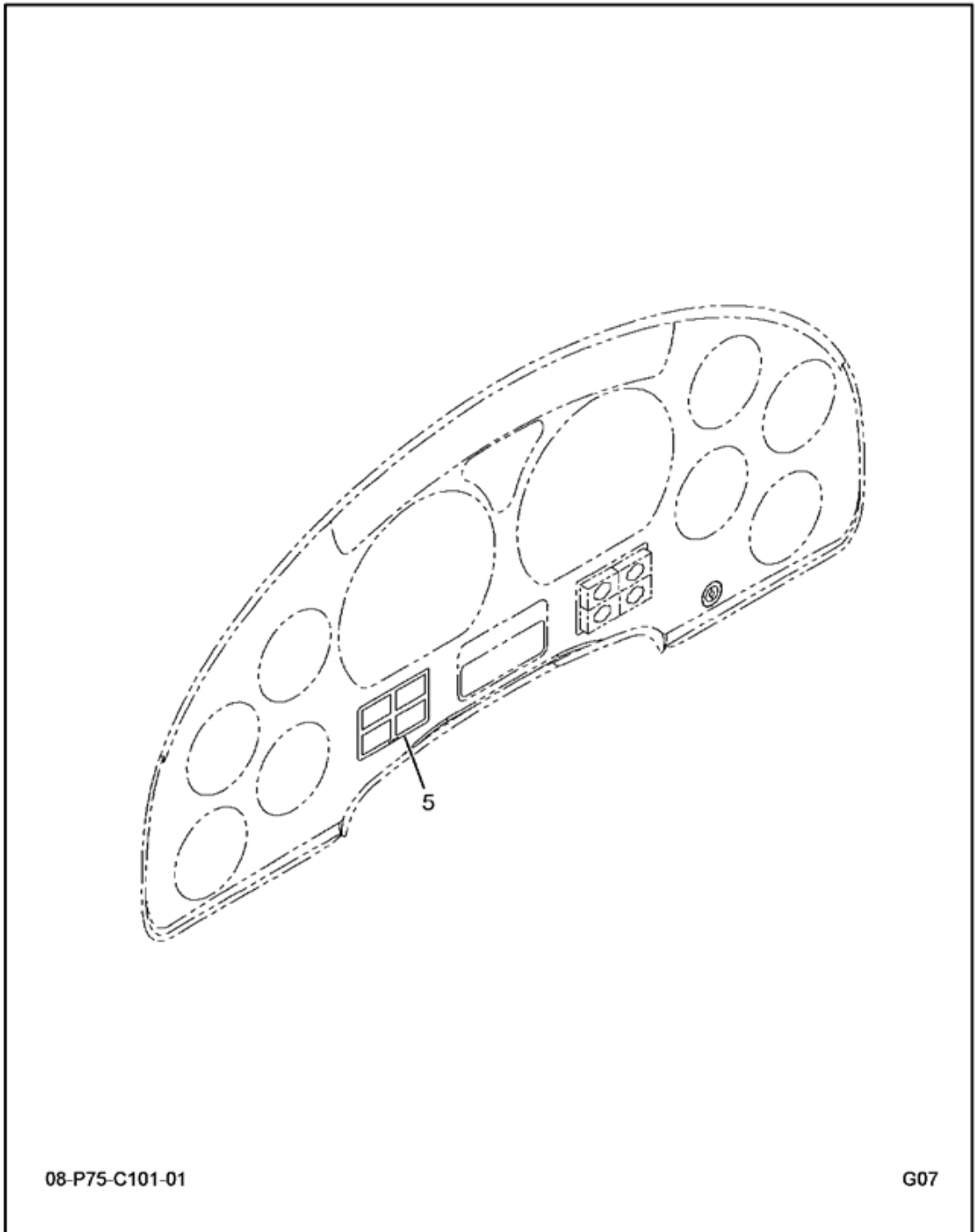


FIG 8-25  
IP MODULE, CLUSTER EFFECTS, LEFT WARNING LIGHTS

Item	Part Number	Qty	Description	Kit	Var	Fig
005	3604603F91	1	IP,CLUSTER,LEFT WARNING LIGHTS		0RJFN	3604603F91

FIG 8-25.1  
IP, CLUSTER, LEFT WARNING LIGHTS

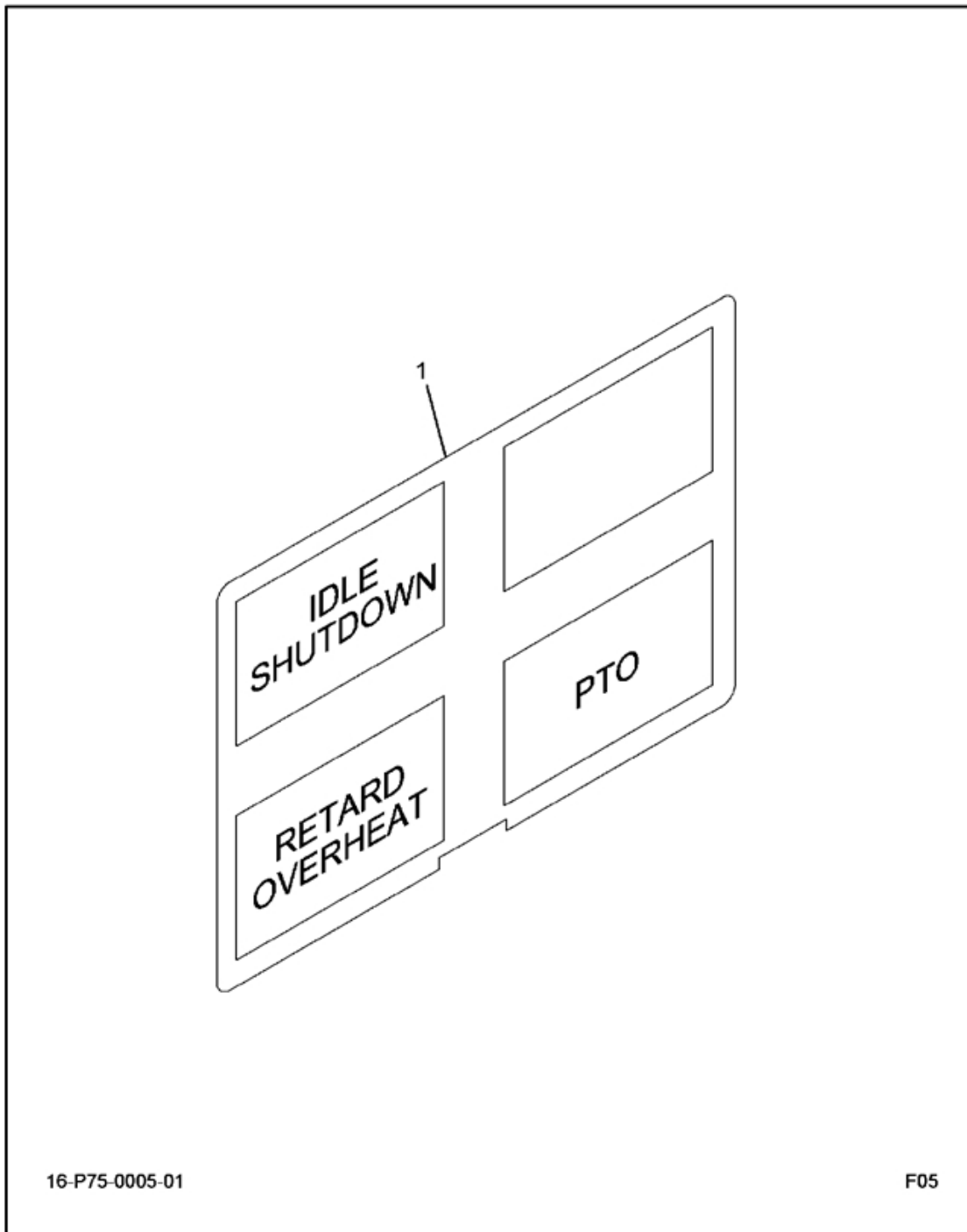


FIG 8-25.1  
IP,CLUSTER,LEFT WARNING LIGHTS

Item	Part Number	Qty	Description	Kit	Var	Fig
001 880	3604595C1	1	LENS,INSTR CLUSTER, IDLE SHUTD			
		RF	NOTE: ASM BELOW COMPRISED OF ABOVE COMPONENTS			
881	3604603F91	RF	IP,CLUSTER,LEFT WARNING LIGHTS			

FIG 8-26  
IP MODULE, CLUSTER EFFECTS, MOUNTING HARDWARE

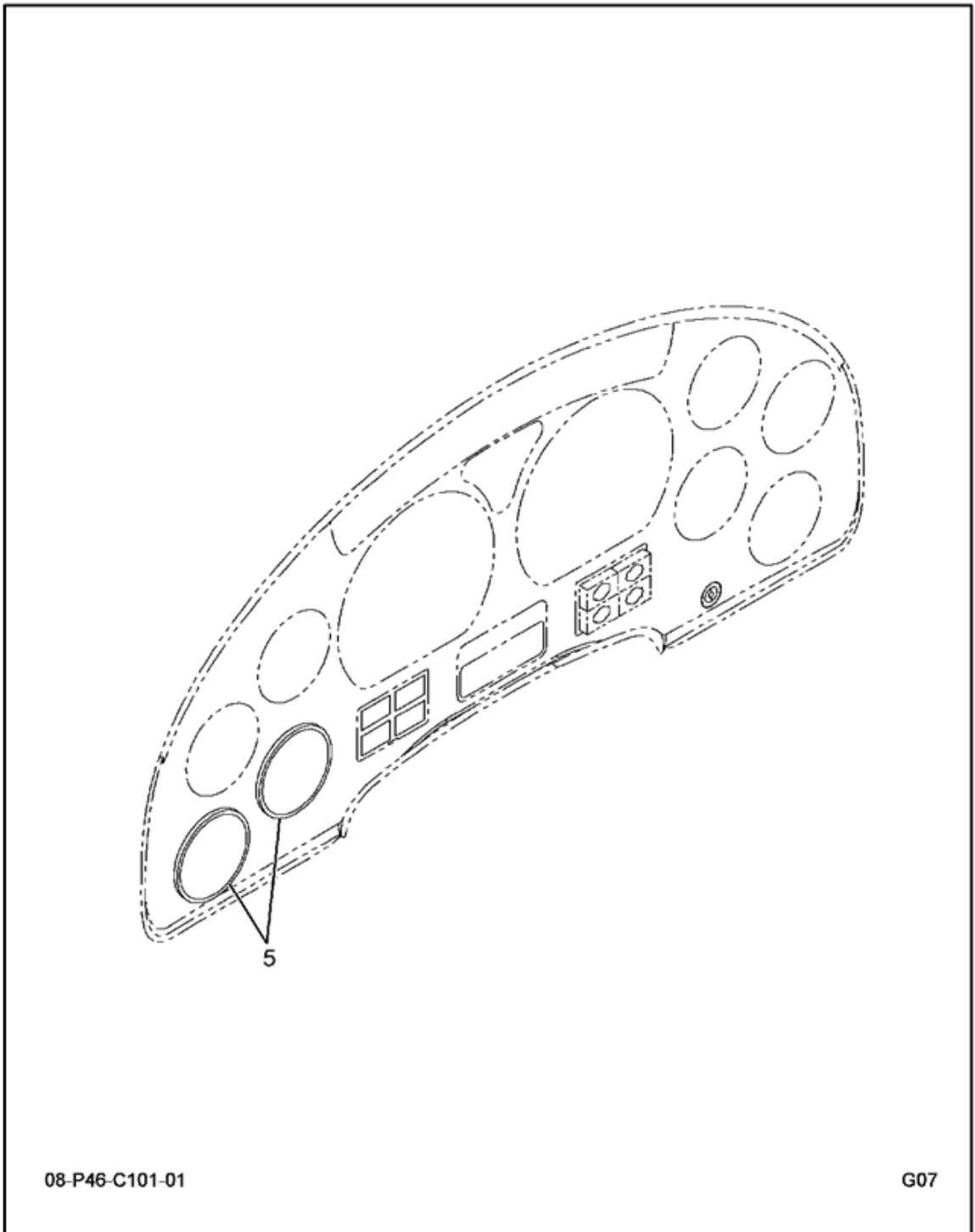


FIG 8-26  
IP MODULE, CLUSTER EFFECTS, MOUNTING HARDWARE

Item	Part Number	Qty	Description	Kit	Var	Fig
005	3554789F91	1	ELEC IP; CLUSTER MOUNT		0RJFB	3554789F91



FIG 8-26.1  
INSTRUMENT PANEL, ELECTRICAL, CLUSTER MOUNT

NON-ILLUSTRATED  
FIGURE

00-NON-ILLS-01

000

FIG 8-26.1  
 INSTRUMENT PANEL, ELECTRICAL, CLUSTER MOUNT

Item	Part Number	Qty	Description	Kit	Var	Fig
001	3545857C1	4	SCREW, TAPPING M4.2 X 1.4 - 30M			
880		RF	NOTE: ASM BELOW COMPRISED OF ABOVE COMPONENTS			
881	3554789F91	RF	INSTRUMENT PANEL, ELECTRICAL, CLUSTER MOUNT			

FIG 8-27  
IP MODULE, CLUSTER EFFECTS, RIGHT SIDE WARNING LIGHTS

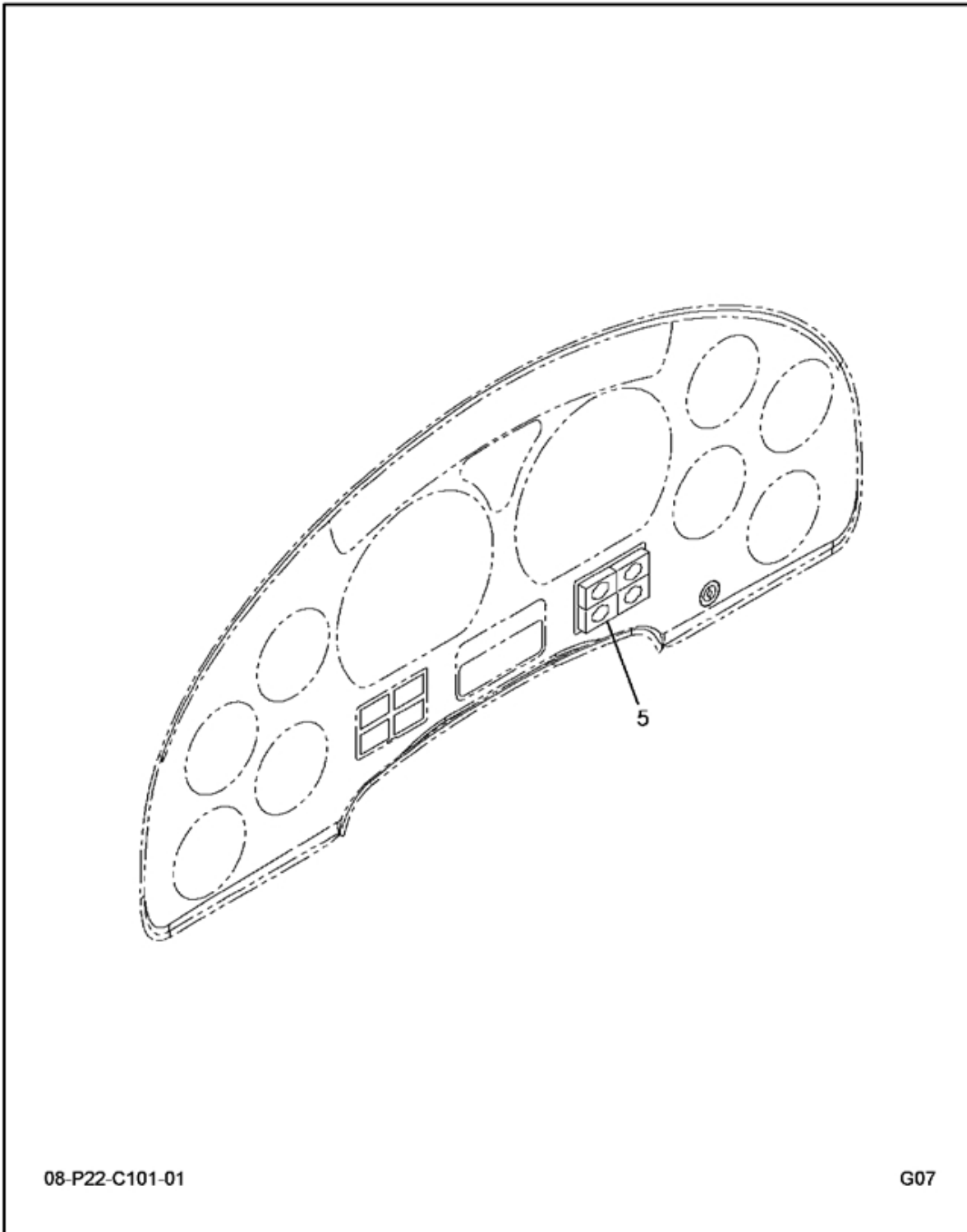
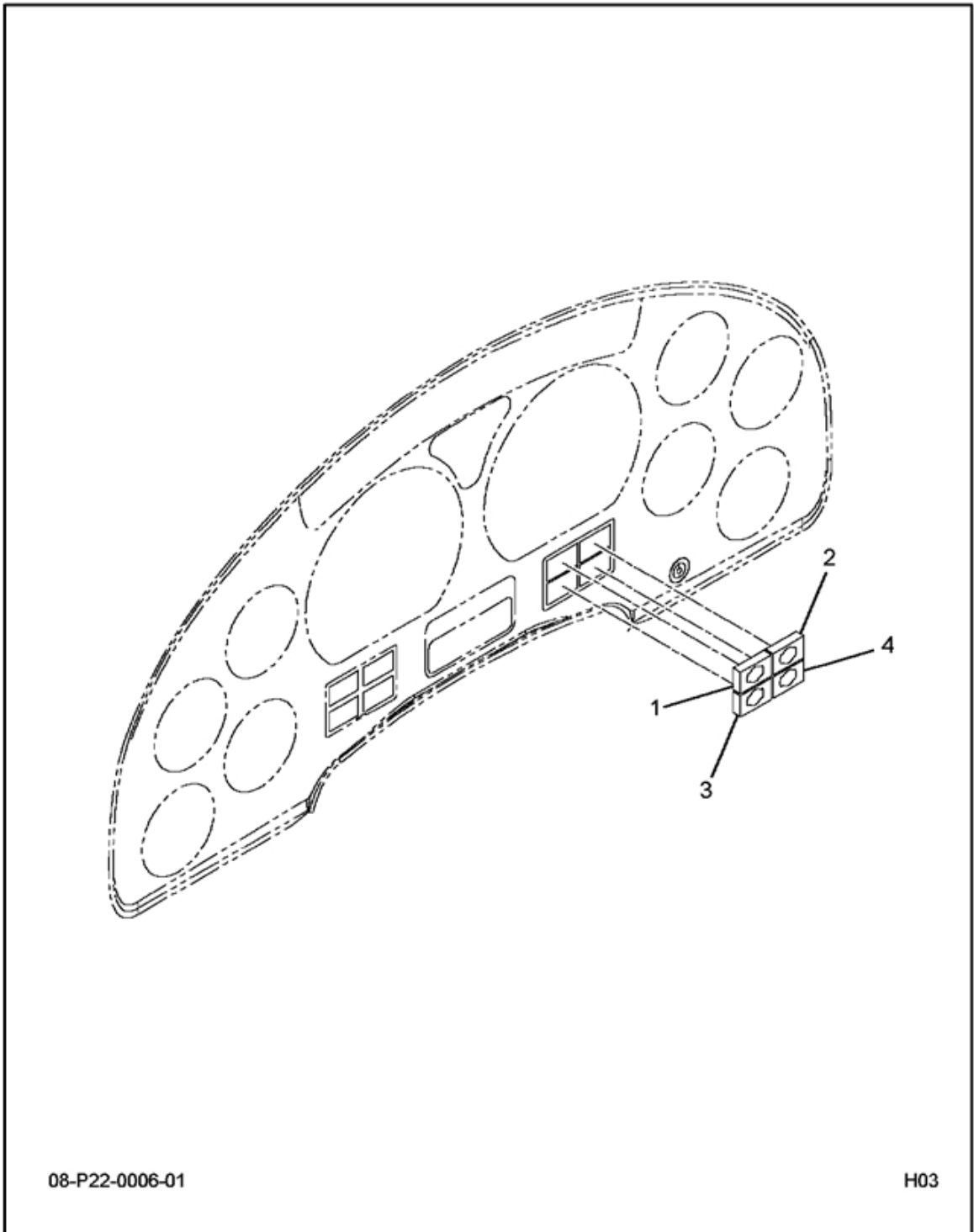


FIG 8-27  
IP MODULE, CLUSTER EFFECTS, RIGHT SIDE WARNING LIGHTS

Item	Part Number	Qty	Description	Kit	Var	Fig
005	3588131F92	1	IP,CLUSTER,RH WARNING LIGHTS		0RJDP	3588131F92

FIG 8-27.1  
CLUSTER, WARNING LIGHTS RH IP



08-P22-0006-01

H03

FIG 8-27.1  
 CLUSTER, WARNING LIGHTS RH IP

Item	Part Number	Qty	Description	Kit	Var	Fig
001	3550731C2	1	LENS, INSTR CLUSTER*FWD AXLE DI			
002	3550732C2	1	LENS, INSTR CLUSTER*RR AXLE DIF			
003	3550733C1	1	LENS, INSTRUMENT CLUSTER LIGHT SNOW VALVE WARNING			
004	3588116C1	1	LENS, INSTR CLUSTER*FR AXLE ENG			
800		RF	NOTE: THE FOLLOWING PARTS ARE NON-ILLUSTRATED			
801	3550743C92	1	LIGHT, INSTRUMENT PANEL WARNING			
880		RF	NOTE: ASM BELOW COMPRISED OF ABOVE COMPONENTS			
881	3588131F92	RF	CLUSTER, WARNING LIGHTS RH IP			

FIG 8-28  
IP MODULE, CLUSTER EFFECTS, SWITCH HOUSING LEFT SIDE

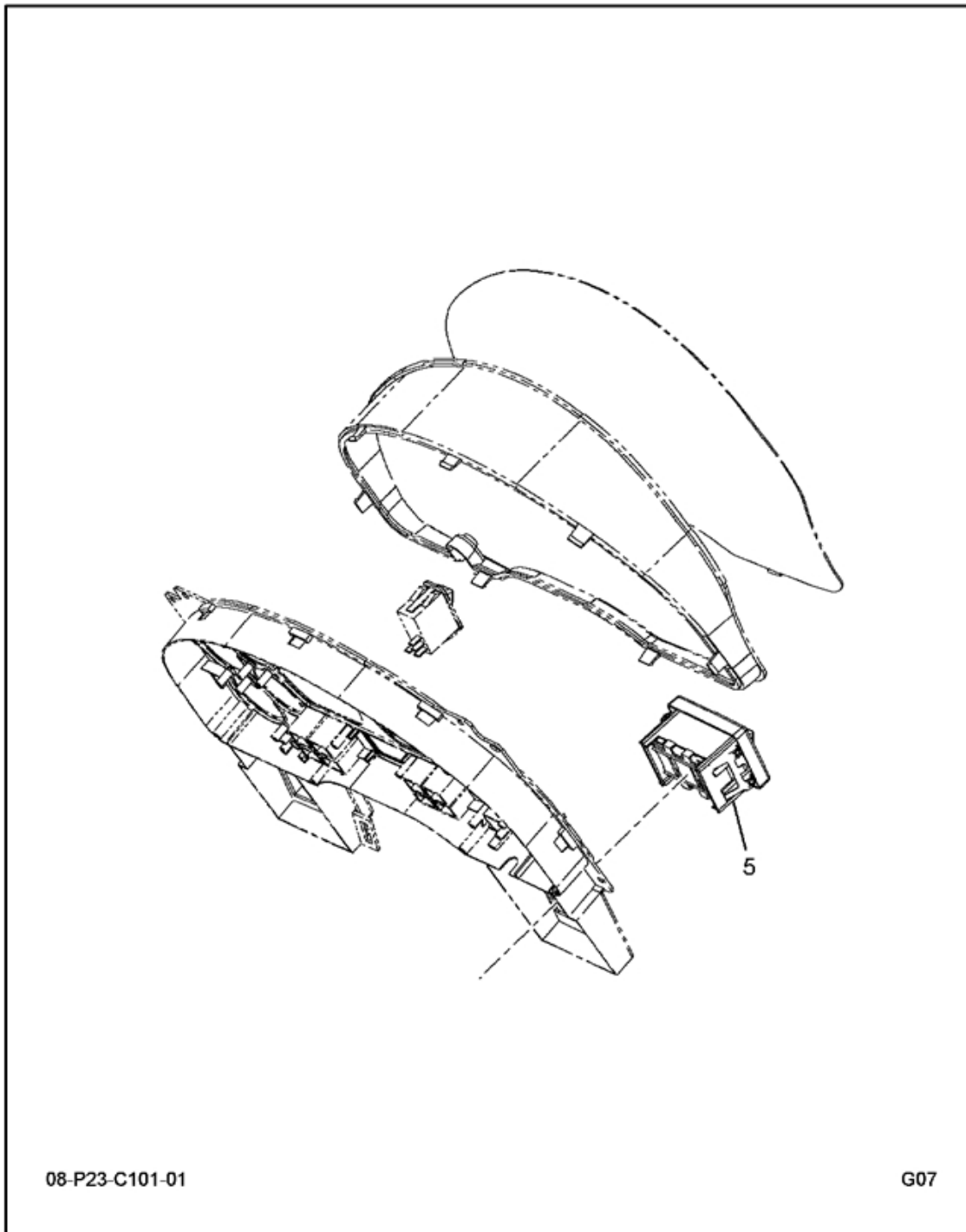


FIG 8-28  
IP MODULE, CLUSTER EFFECTS, SWITCH HOUSING LEFT SIDE

Item	Part Number	Qty	Description	Kit	Var	Fig
005	3819513F91	1	MM,IP,		0RJDR	3819513F91



FIG 8-28.1

PANEL, INSTRUMENT, ONE SWITCH

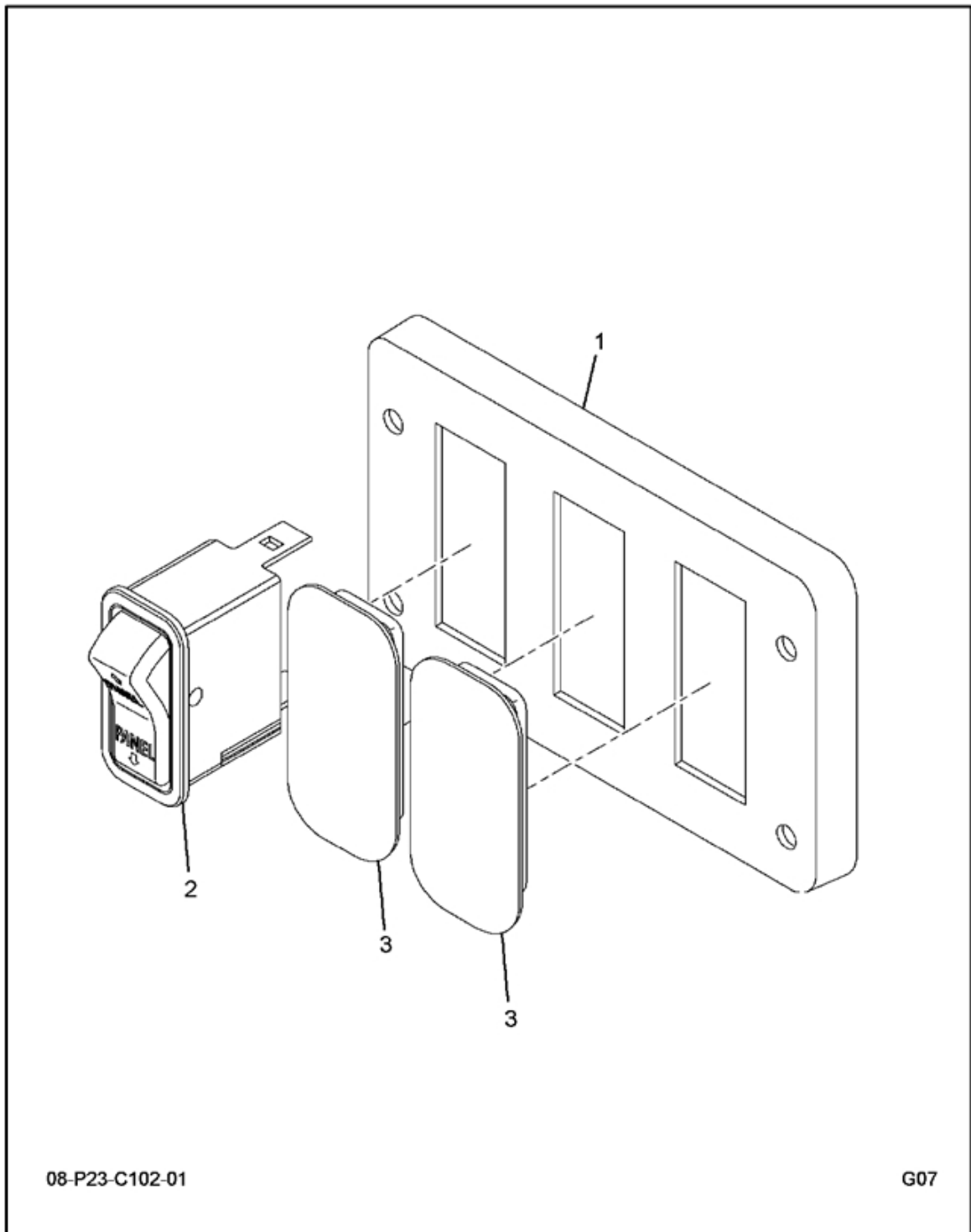


FIG 8-28.1  
 PANEL, INSTRUMENT, ONE SWITCH

Item	Part Number	Qty	Description	Kit	Var	Fig
001	3819777C1	1	HOUSING ASM, SWITCH PACK			
002	3563062C1	1	SWITCH, PANEL LIGHT DIMMER			
003	3533950C1	2	PLUG, FILLER SWITCH			
880		RF	NOTE: ASM BELOW COMPRISED OF ABOVE COMPONENTS			
881	3819513F91	RF	PANEL, INSTRUMENT, ONE SWITCH			

FIG 8-29  
IP MODULE, CLUSTER EFFECTS, WARNING LIGHT WIRING

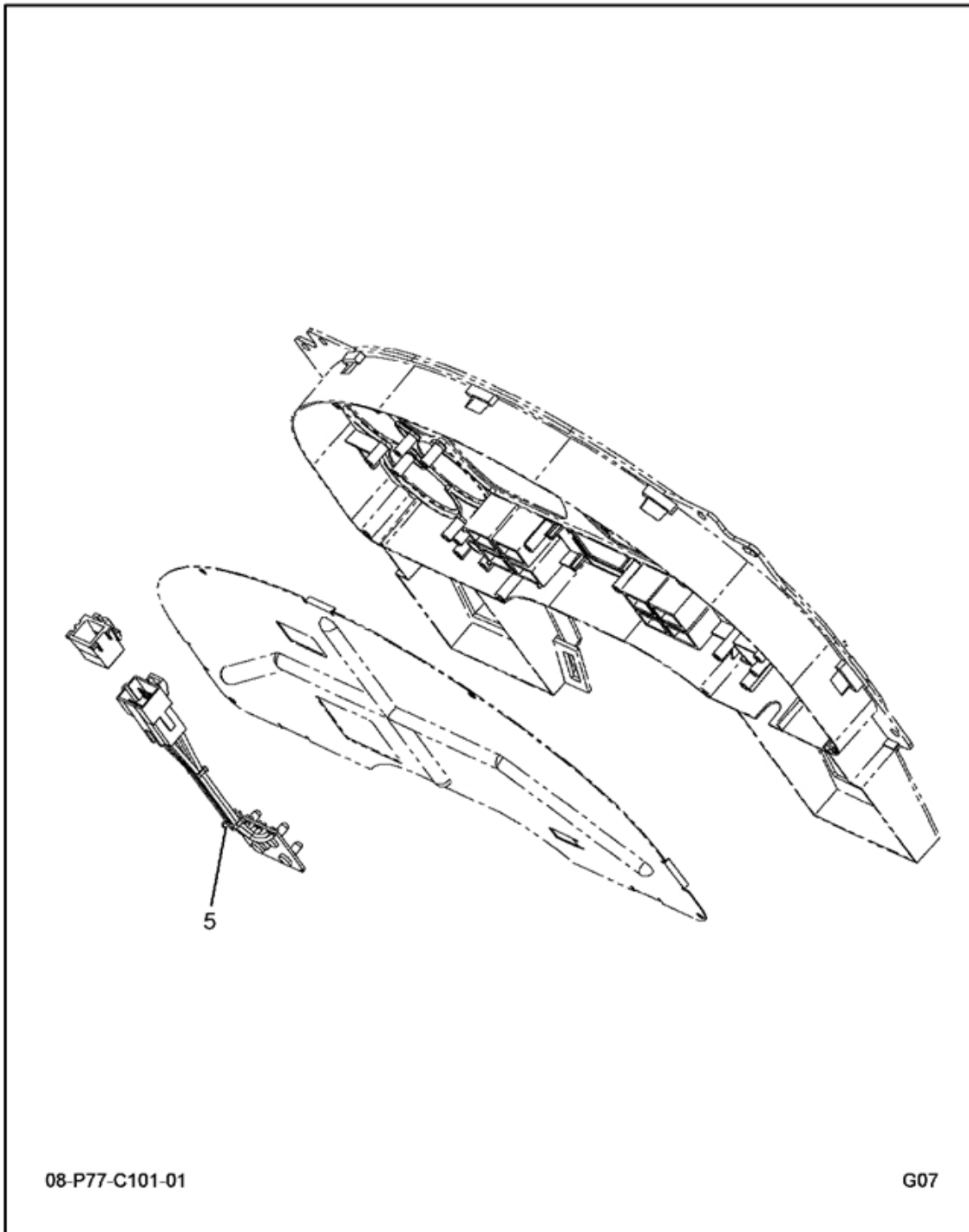
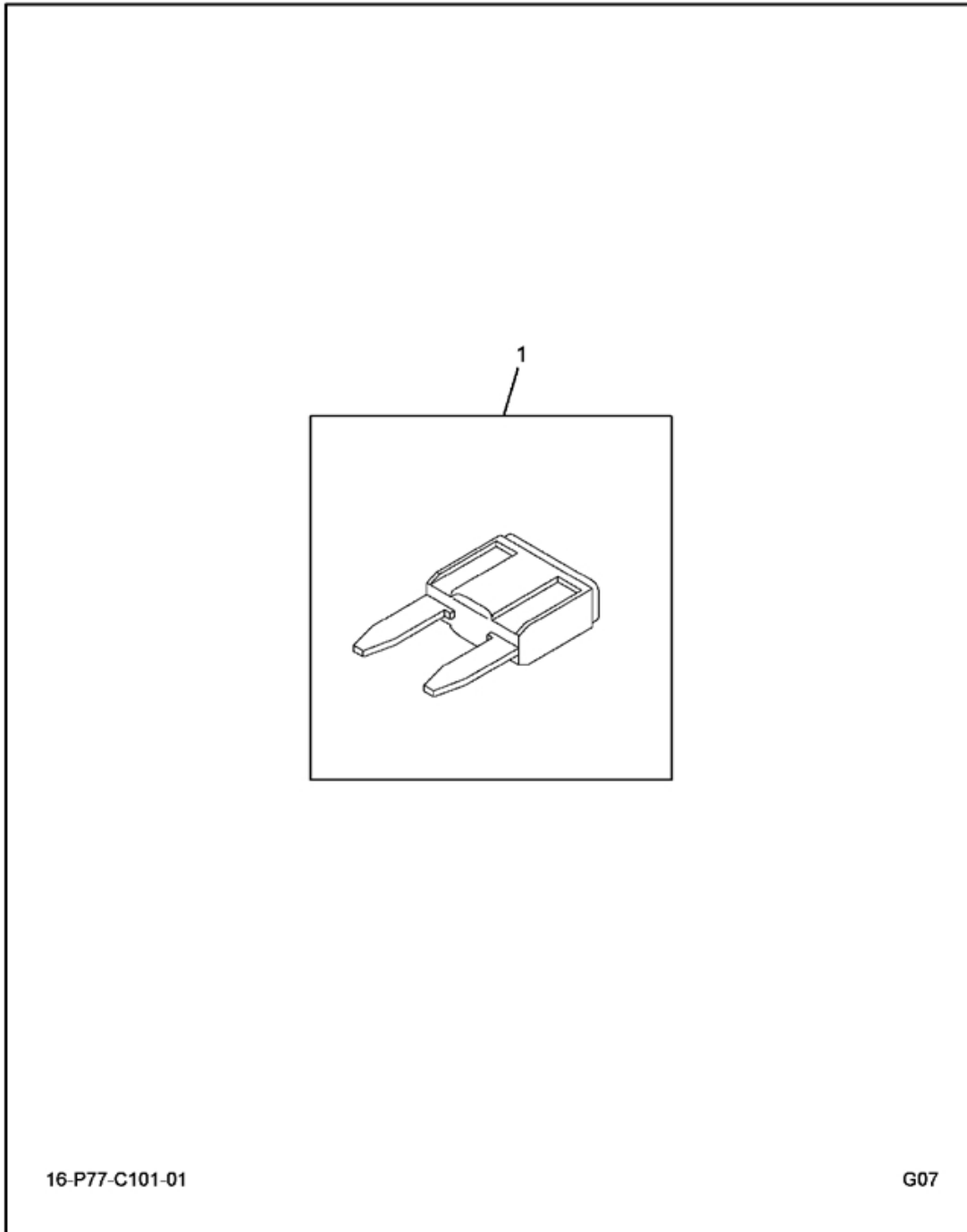


FIG 8-29  
IP MODULE, CLUSTER EFFECTS, WARNING LIGHT WIRING

Item	Part Number	Qty	Description	Kit	Var	Fig
005	3819867F91	1	FUSE,IP, WARNING LIGHT		0RJFS	3819867F91

FIG 8-29.1  
INSTRUMENT PANEL, WARNING LIGHT



16-P77-C101-01

G07

FIG 8-29.1  
 INSTRUMENT PANEL, WARNING LIGHT

Item	Part Number	Qty	Description	Kit	Var	Fig
001	MIN5	1	FUSE,5 AMP			
880		RF	NOTE: ASM BELOW COMPRISED OF ABOVE COMPONENTS			
881	3819867F91	RF	INSTRUMENT PANEL, WARNING LIGHT			

FIG 8-30  
IP MODULE, CLUSTER EFFECTS, XMSN OIL TEMP GAUGE

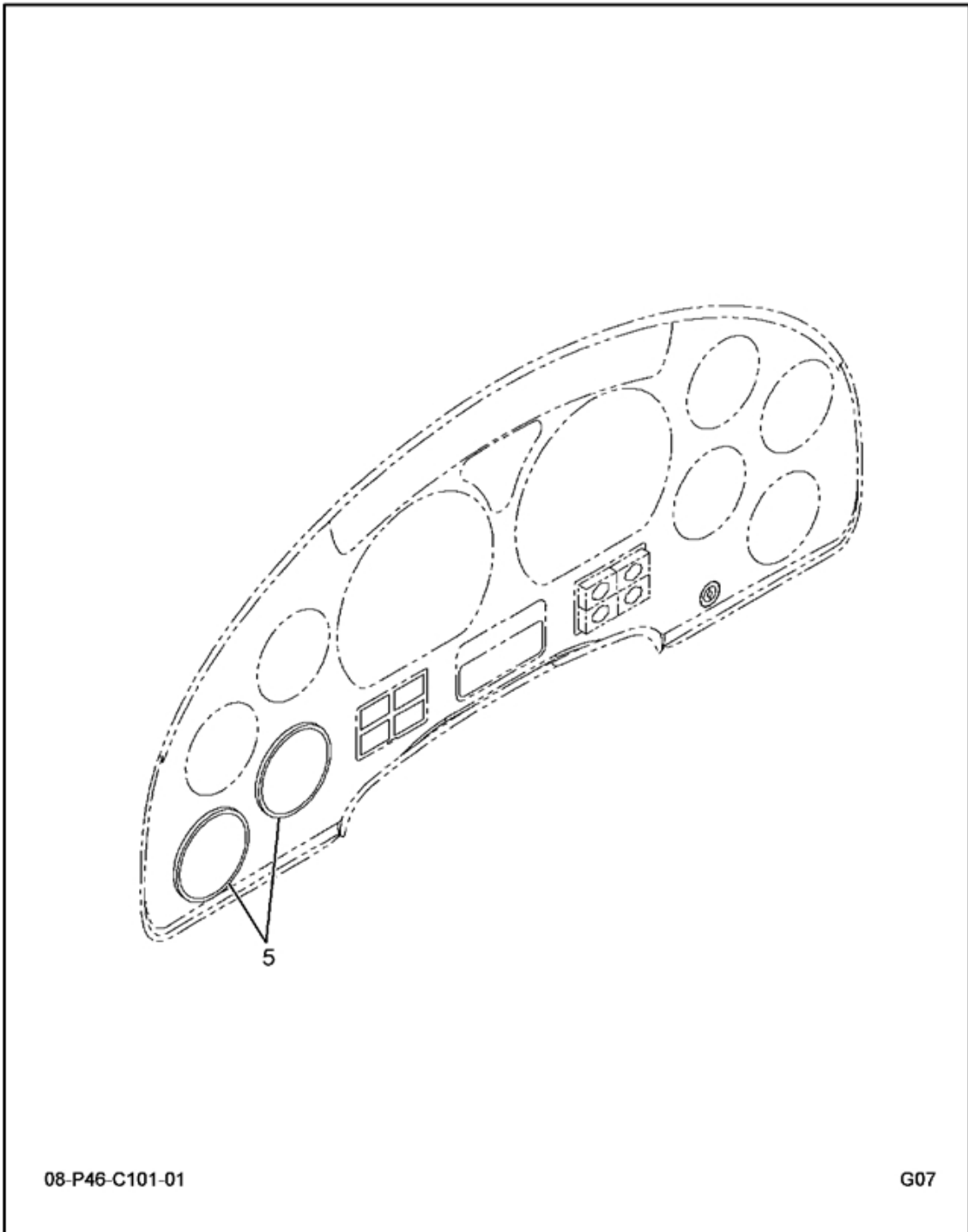


FIG 8-30  
IP MODULE, CLUSTER EFFECTS, XMSN OIL TEMP GAUGE

Item	Part Number	Qty	Description	Kit	Var	Fig
005	3545995F92	1	ELEC IP; GAUGES, XMSN		0RJYD	3545995F92



FIG 8-30.1  
ELEC IP; GAUGES, XMSN

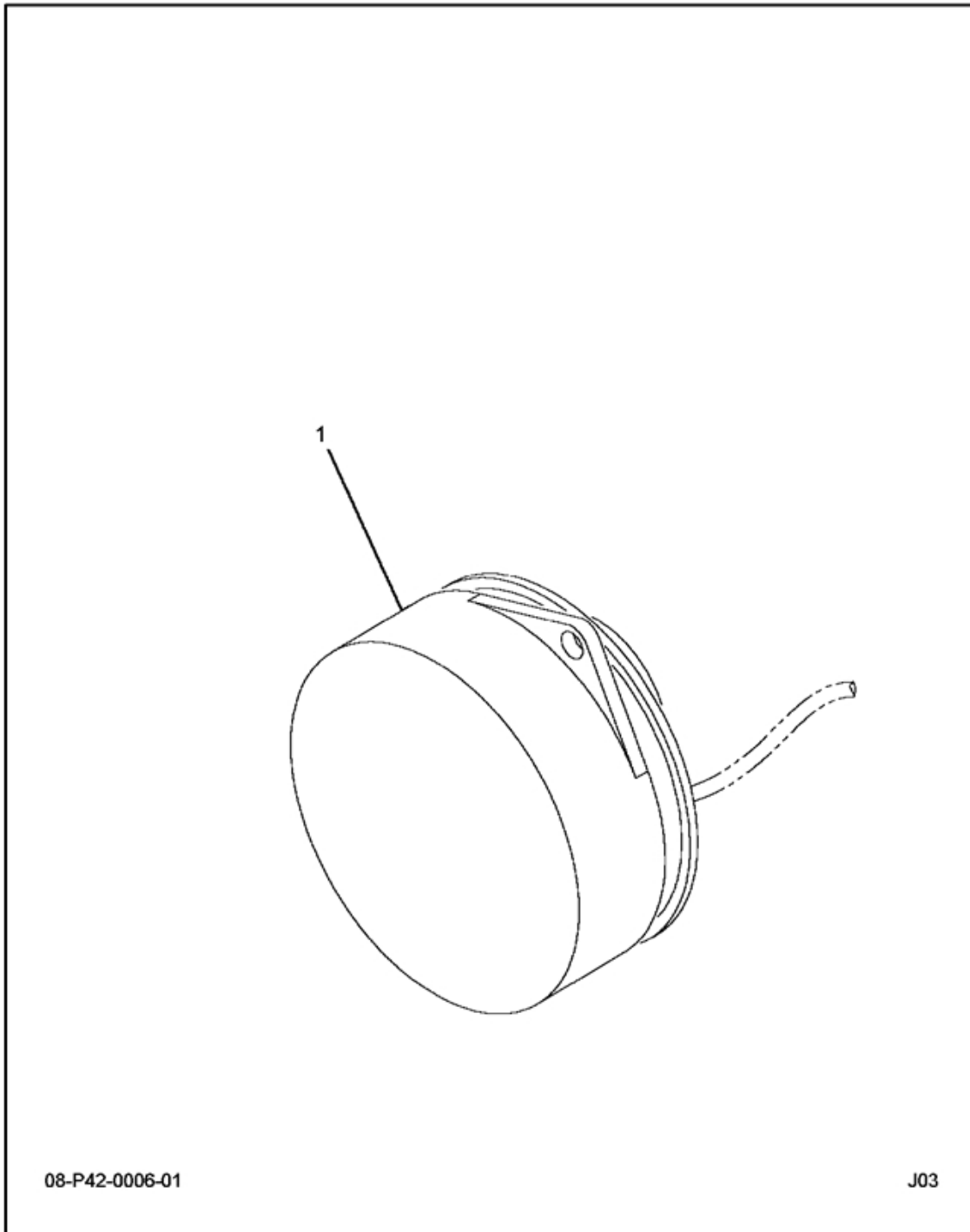
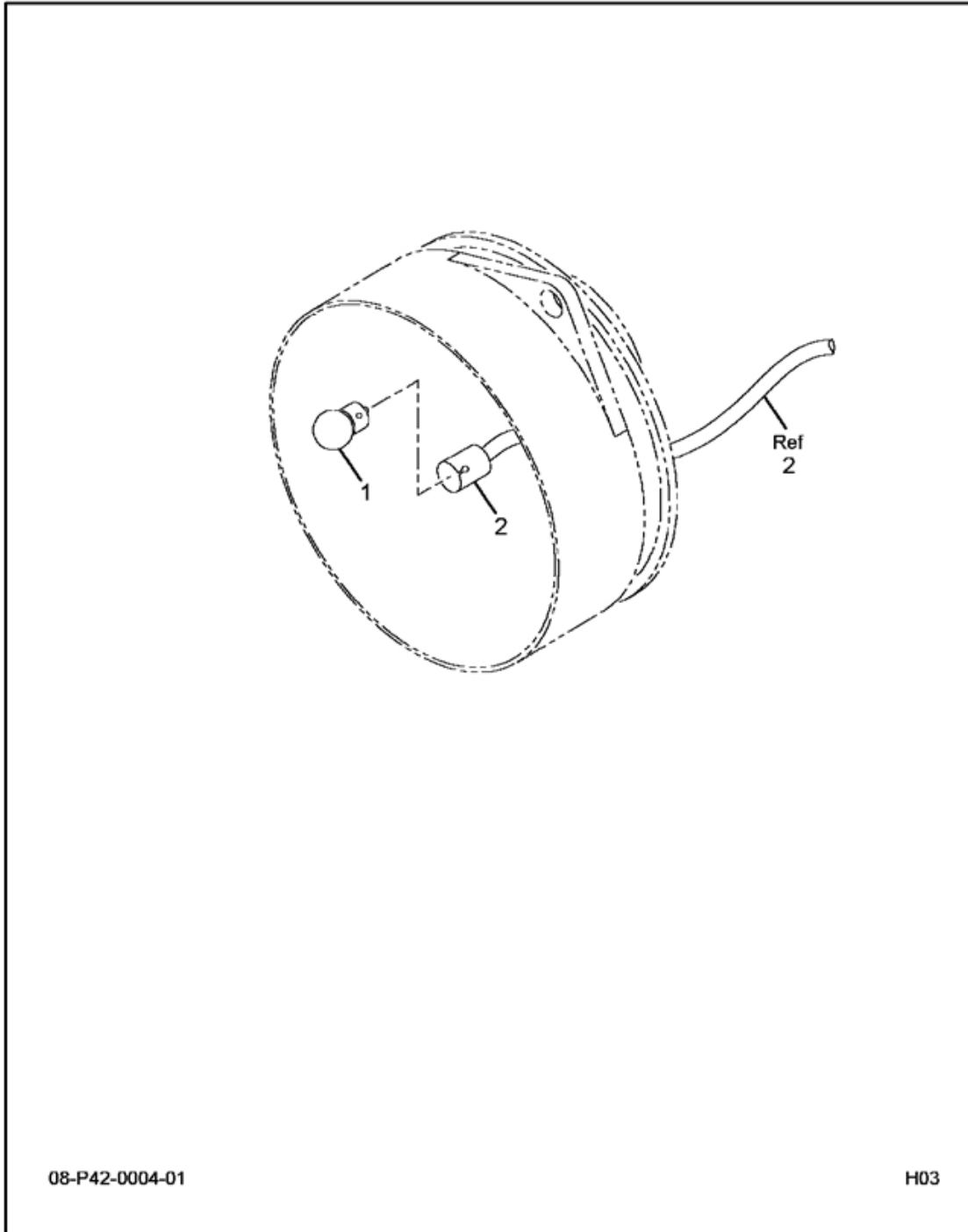


FIG 8-30.1  
ELEC IP; GAUGES, XMSN

Item	Part Number	Qty	Description	Kit	Var	Fig
001	3533885C1	1	GAUGE,ELTRNC*TRANSMISSION OIL			3533885C1
880		RF	NOTE: ASM BELOW COMPRISED OF ABOVE COMPONENTS			
881	3545995F92	RF	ELEC IP; GAUGES, XMSN			

FIG 8-30.2  
GAUGE, ELTRNC\*TRANSMISSION OIL



08-P42-0004-01

H03

FIG 8-30.2  
GAUGE, ELTRNC\*TRANSMISSION OIL

Item	Part Number	Qty	Description	Kit	Var	Fig
001	2506796C1	2	LAMP, INCANDESCENT			
002	2506798C1	1	HARNESS, GAUGE JUMPER 5"-100/PK			
800		RF	NOTE: THE FOLLOWING PARTS ARE NON-ILLUSTRATED			
801	2506420R1	1	MANUAL, INST GAGE INST & RPLMNT			
880		RF	NOTE: ASM BELOW COMPRISED OF ABOVE COMPONENTS			
881	3533885C1	RF	GAUGE, ELTRNC*TRANSMISSION OIL			

FIG 8-31  
IP MODULE, CLUSTER PWR - N/FULL POWER BRAKES

NON-ILLUSTRATED  
FIGURE

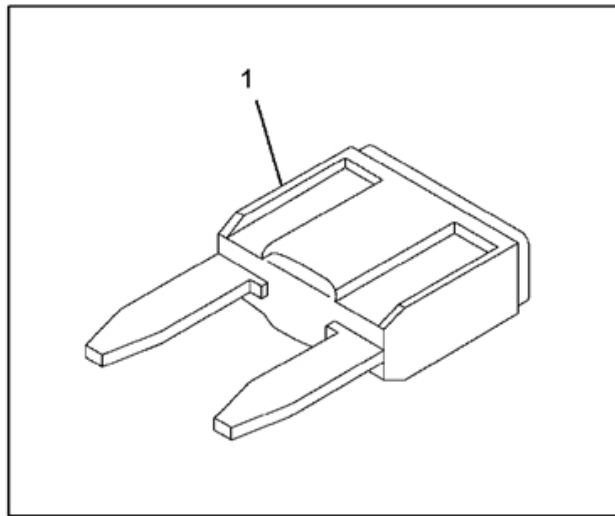
00-NON-ILLS-01

000

FIG 8-31  
 IP MODULE, CLUSTER PWR - N/FULL POWER BRAKES

Item	Part Number	Qty	Description	Kit	Var	Fig
005	3820806F91	1	MM,IP, CLUSTER PWR N/FULL POWE		ORGWZ	3820806F91

FIG 8-31.1  
MODULE



08-D02-0004-01

D06

Fig 8-31.1  
MODULE

Item	Part Number	Qty	Description	Kit	Var	Fig
001	MIN5	1	FUSE, 5 AMP			
880		RF	NOTE: ASM BELOW COMPRISED OF ABOVE COMPONENTS			
881	3820806F91	RF	MODULE			



FIG 8-32  
IP MODULE, DRIVETRAIN CTRL

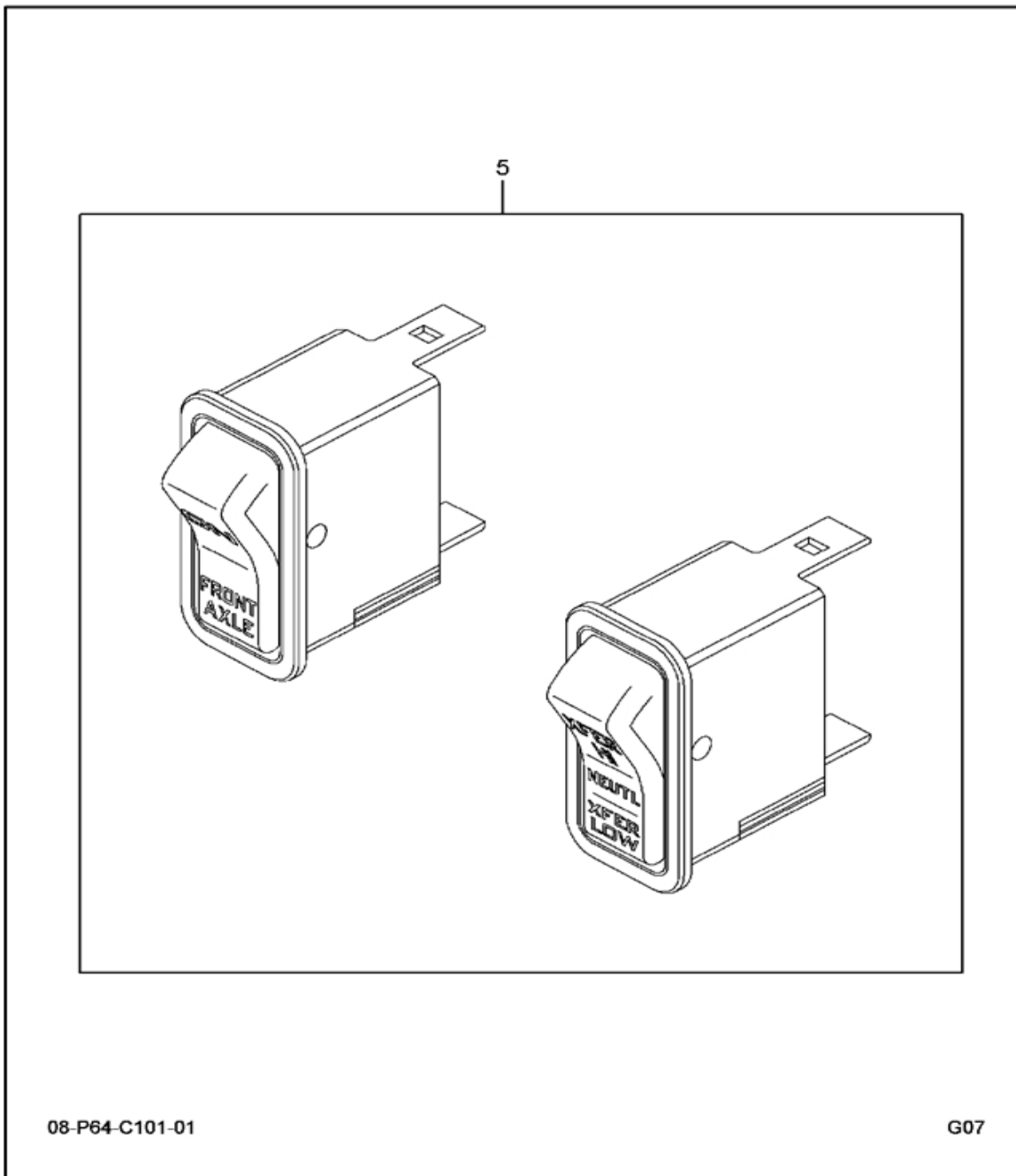
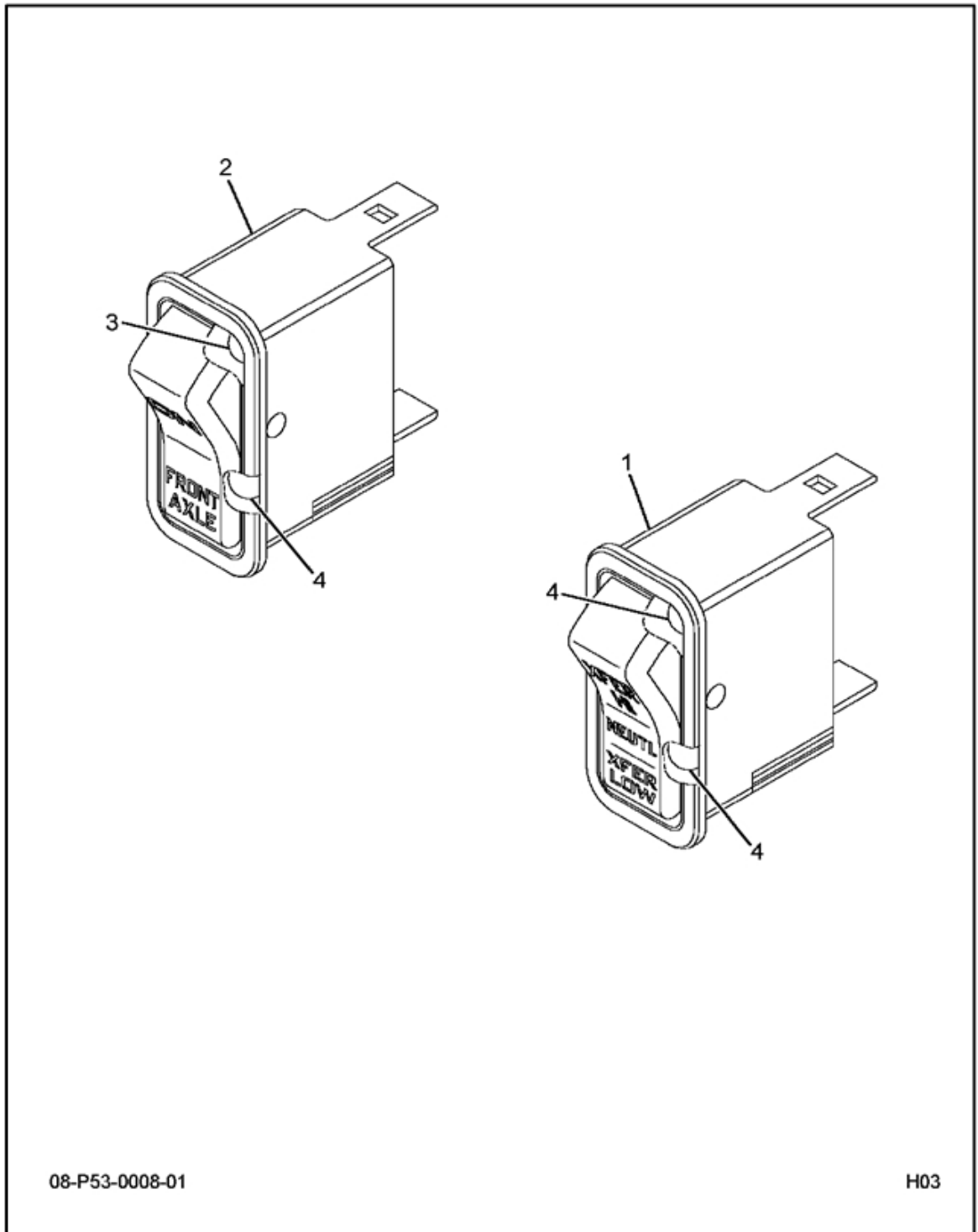


FIG 8-32  
IP MODULE, DRIVETRAIN CTRL

Item	Part Number	Qty	Description	Kit	Var	Fig
005	3819920F91	1	MOD,IP,DRIVETRAIN SWITCHES		ORHPH	3819920F91

FIG 8-32.1  
MOD, IP, DRIVETRAIN SWITCHES



08-P53-0008-01

H03

FIG 8-32.1  
 MOD,IP,DRIVETRAIN SWITCHES

Item	Part Number	Qty	Description	Kit	Var	Fig
001	3560659C1	1	SWITCH, HIGH/NEUTRAL/LOW TRANSFER			
002	3563069C1	1	SWITCH,ELECTRONIC FRONT AXLE			
003	3578733C1	1	LIGHT,IND,LED ON-GREEN,BRIGHT			
004	3533928C1	3	LIGHT, AMBER LED BACK UP INDICATOR			
880		RF	NOTE: ASM BELOW COMPRISED OF ABOVE COMPONENTS			
881	3819920F91	RF	MOD,IP,DRIVETRAIN SWITCHES			

FIG 8-33

IP MODULE, ELECT, ESC2 ASM, W/BOOT LOADER REV:102 HDWR:105

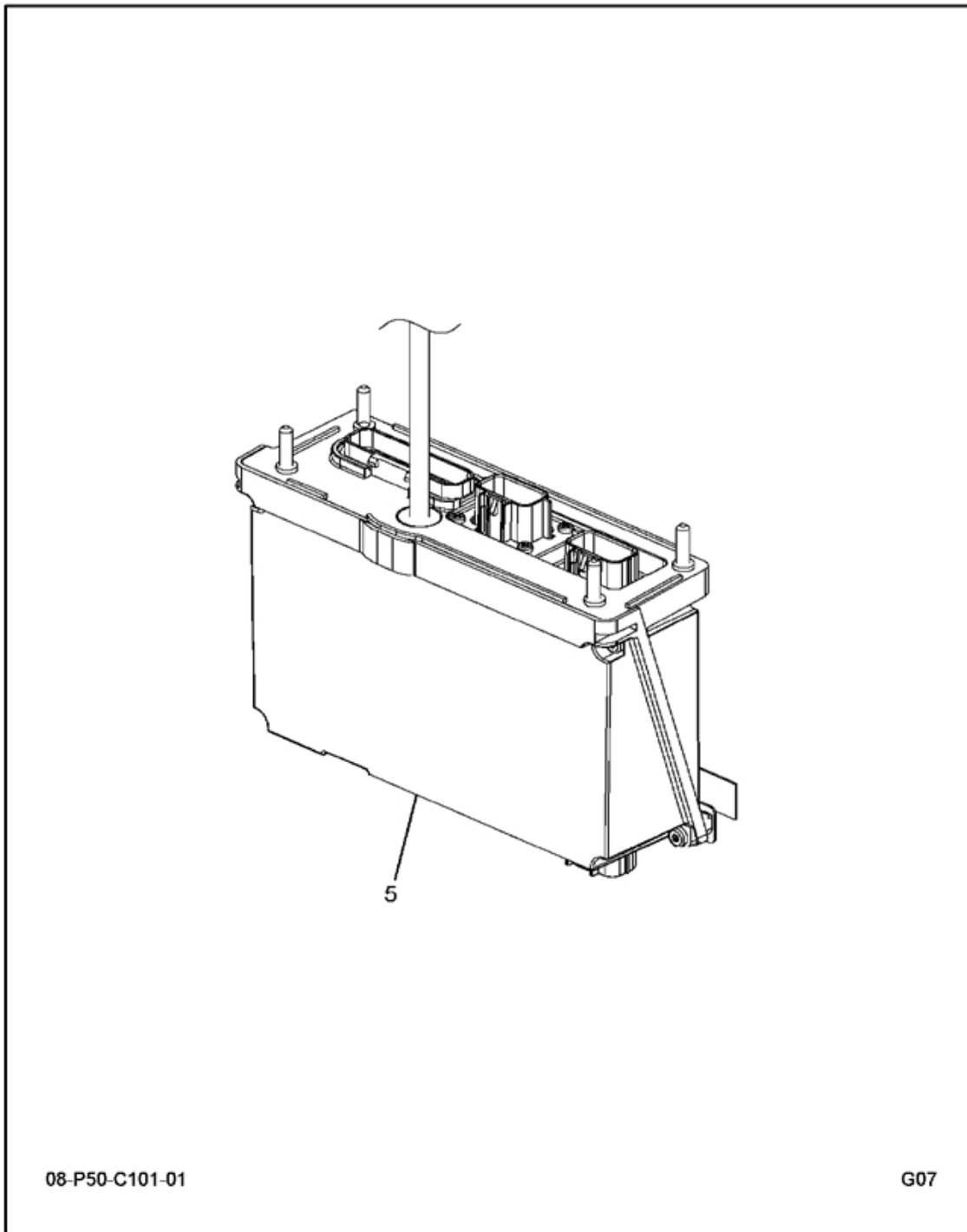
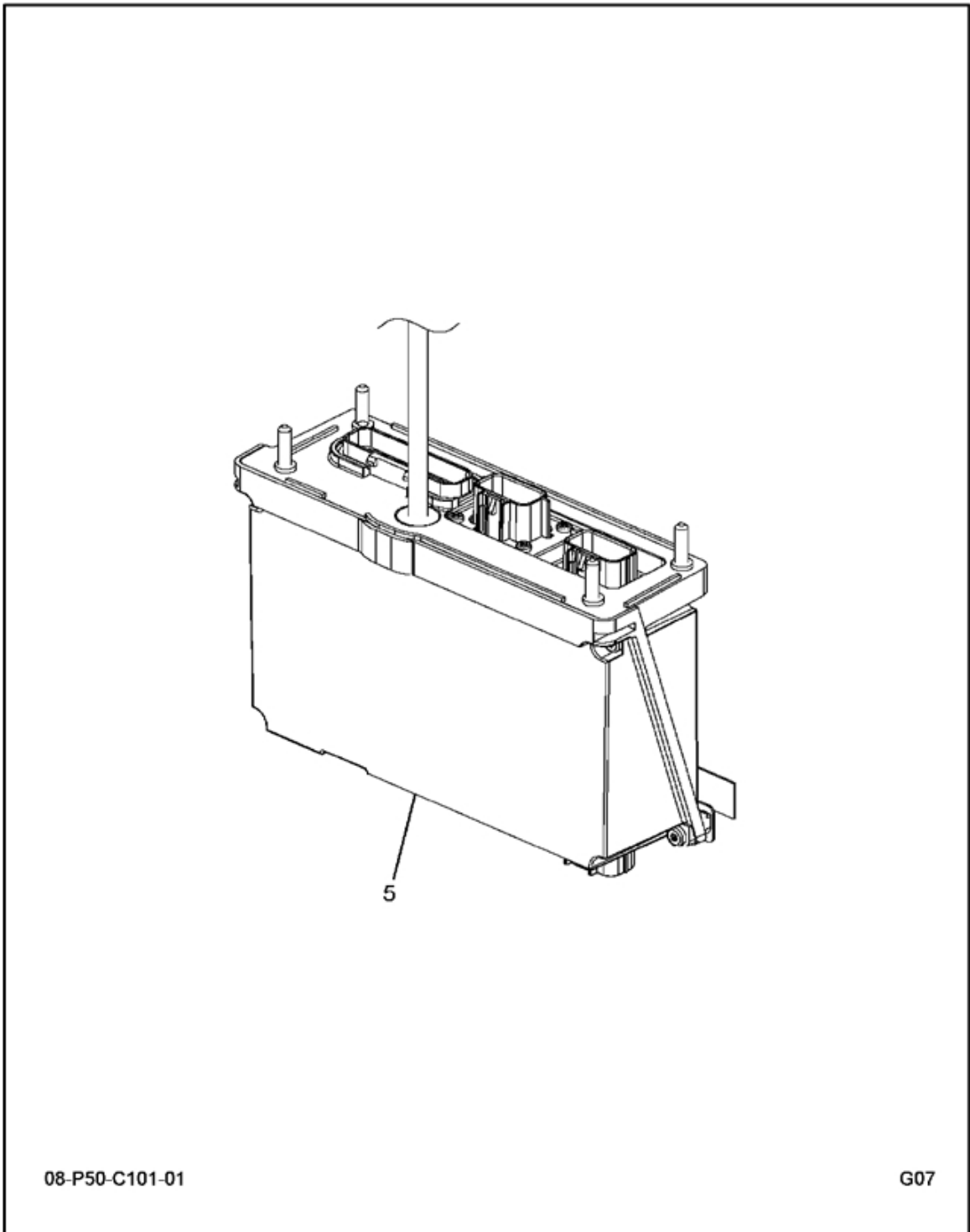


FIG 8-33

IP MODULE, ELECT, ESC2 ASM, W/BOOT LOADER REV:102 HDWR:105

Item	Part Number	Qty	Description	Kit	Var	Fig
005	3820474F91	1	MM,IP, ESC2 ASM, W/BOOT LOADER		ORGV4	3820474F91

FIG 8-33.1  
IP, ESC2 ASM, W/BOOT LOADER



08-P50-C101-01

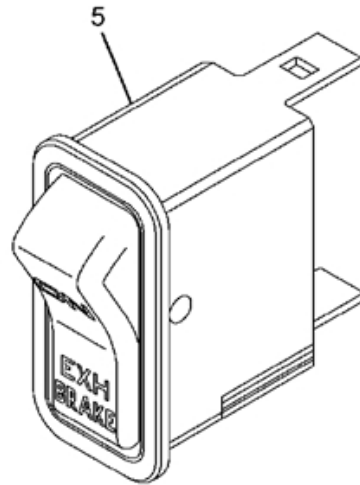
G07

FIG 8-33.1  
IP, ESC2 ASM, W/BOOT LOADER

Item	Part Number	Qty	Description	Kit	Var	Fig
005	3820471C1	1	CONTROL,ELECTRONIC, ESC2: BOOT			
880		RF	NOTE: ASM BELOW COMPRISED OF ABOVE COMPONENTS			
881	3820474F91	RF	IP, ESC2 ASM, W/BOOT LOADER			



FIG 8-34  
IP MODULE, EXHAUST BRAKE



08-P53-C101-01

G07

FIG 8-34  
IP MODULE, EXHAUST BRAKE

Item	Part Number	Qty	Description	Kit	Var	Fig
005	3578728F91	1	MM,ELEC IP,EXH BRAKE ON/OFF SW		ORHP0	3578728F91

FIG 8-34.1  
MM, ELEC IP, EXH BRAKE ON/OFF SW

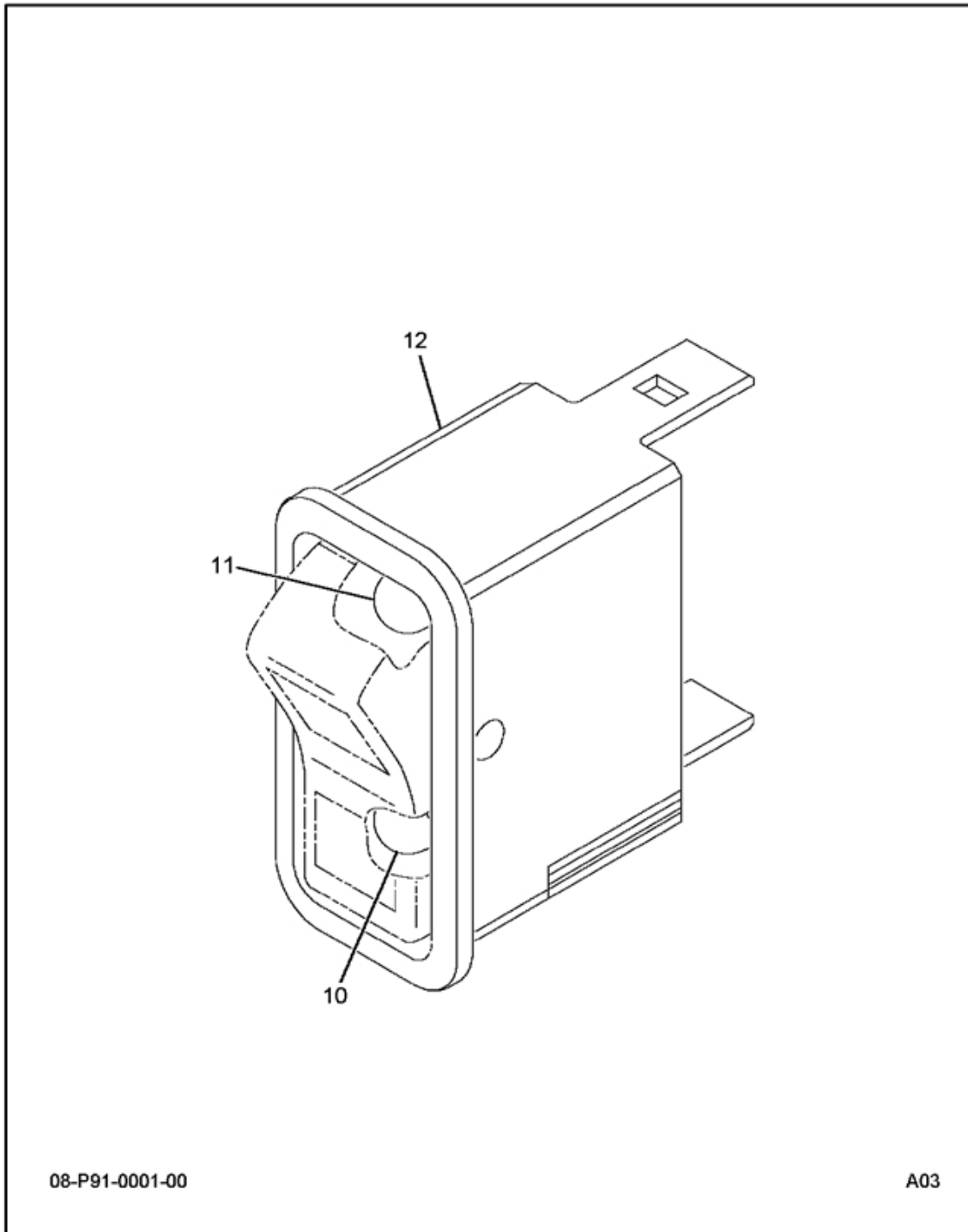


FIG 8-34.1  
MM,ELEC IP,EXH BRAKE ON/OFF SW

Item	Part Number	Qty	Description	Kit	Var	Fig
010	3578733C1	1	LIGHT,IND,LED ON-GREEN,BRIGHT			
011	3533928C1	1	LIGHT,IND,LED AMBER BKLGT			
012	3563065C1	1	SWITCH,ELECTRN EXHAUST BRAKE			3563065C1
880		RF	NOTE: ASM BELOW COMPRISED OF ABOVE COMPONENTS			
881	3578728F91	RF	MM,ELEC IP,EXH BRAKE ON/OFF SW			

FIG 8-34.2  
SWITCH, ELECTRONIC EXHAUST BRAKE

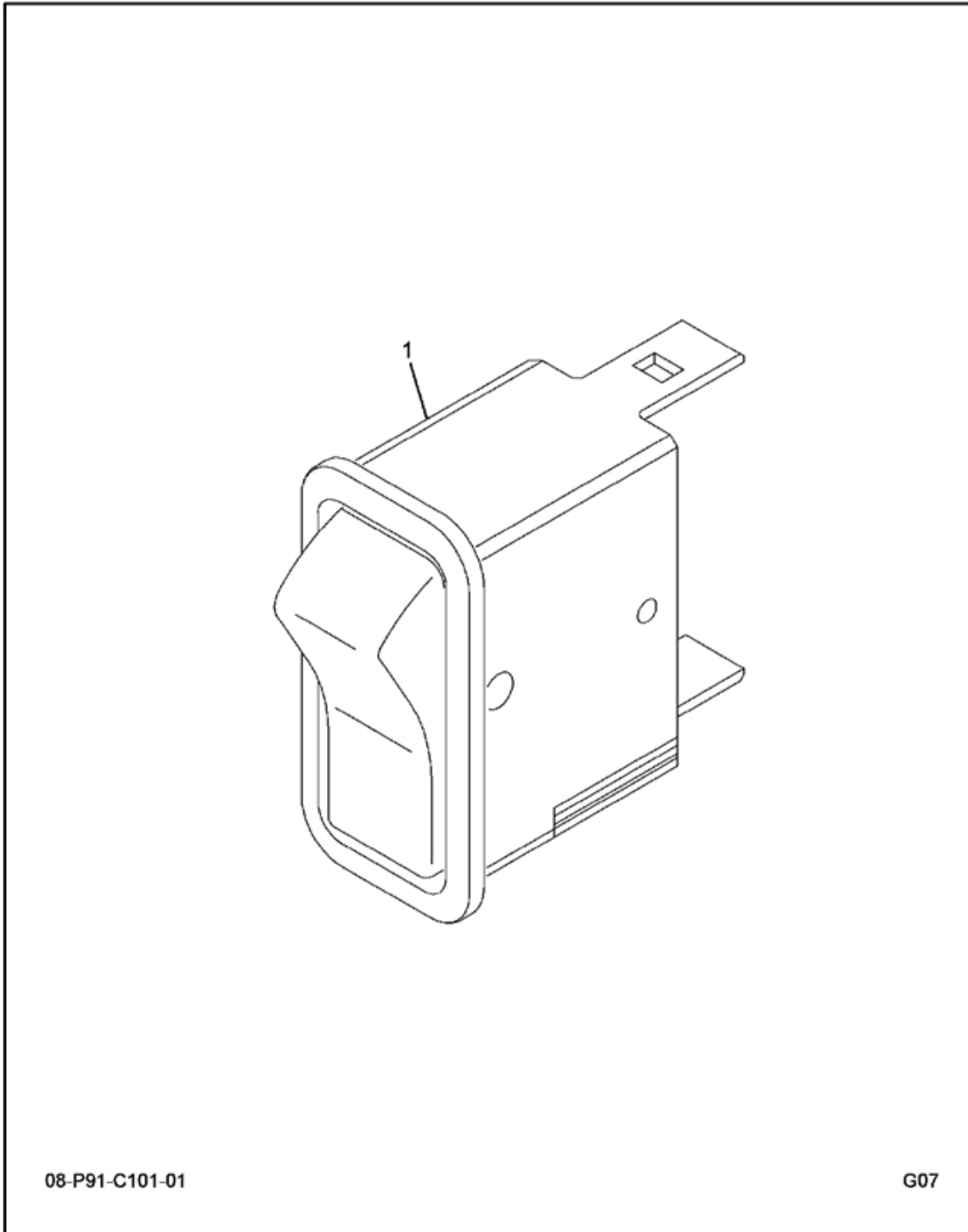


FIG 8-34.2  
 SWITCH, ELECTRONIC EXHAUST BRAKE

Item	Number	Part Qty	Description	Kit	Var	Fig
001		1	SWITCH, EXHAUST BRAKE			
800		RF	NOTE: THE FOLLOWING PARTS ARE NON-ILLUSTRATED			
801	2506670R2	1	MANUAL, SWITCH INSTALLATION SW HOUSING			
880		RF	NOTE: ASM BELOW COMPRISED OF ABOVE COMPONENTS			
881	3563065C1	RF	SWITCH, ELECTRONIC EXHAUST BRAKE			

FIG 8-35  
IP MODULE, FEATURE CATEGORY #90-MISC EFFECT(SS)

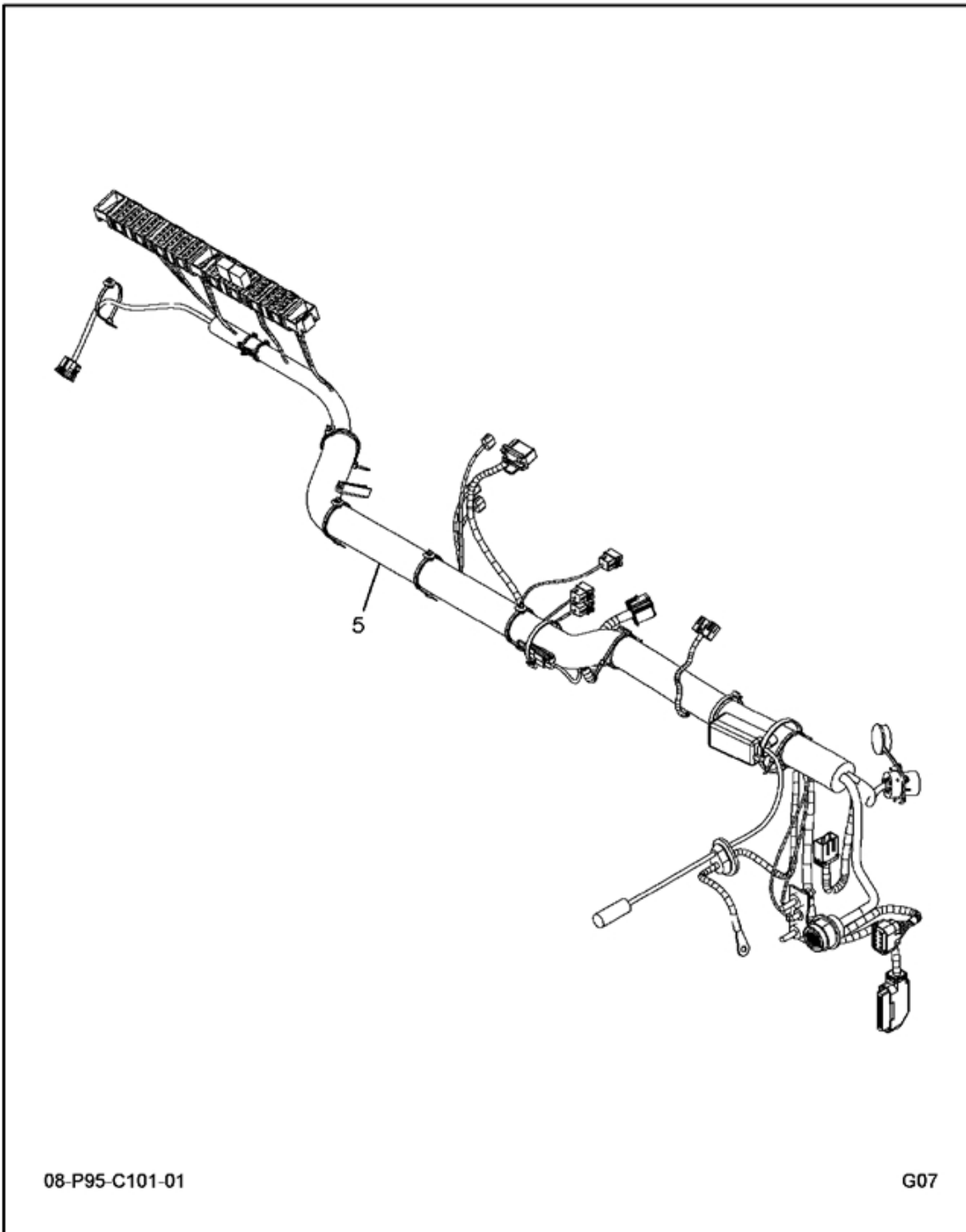
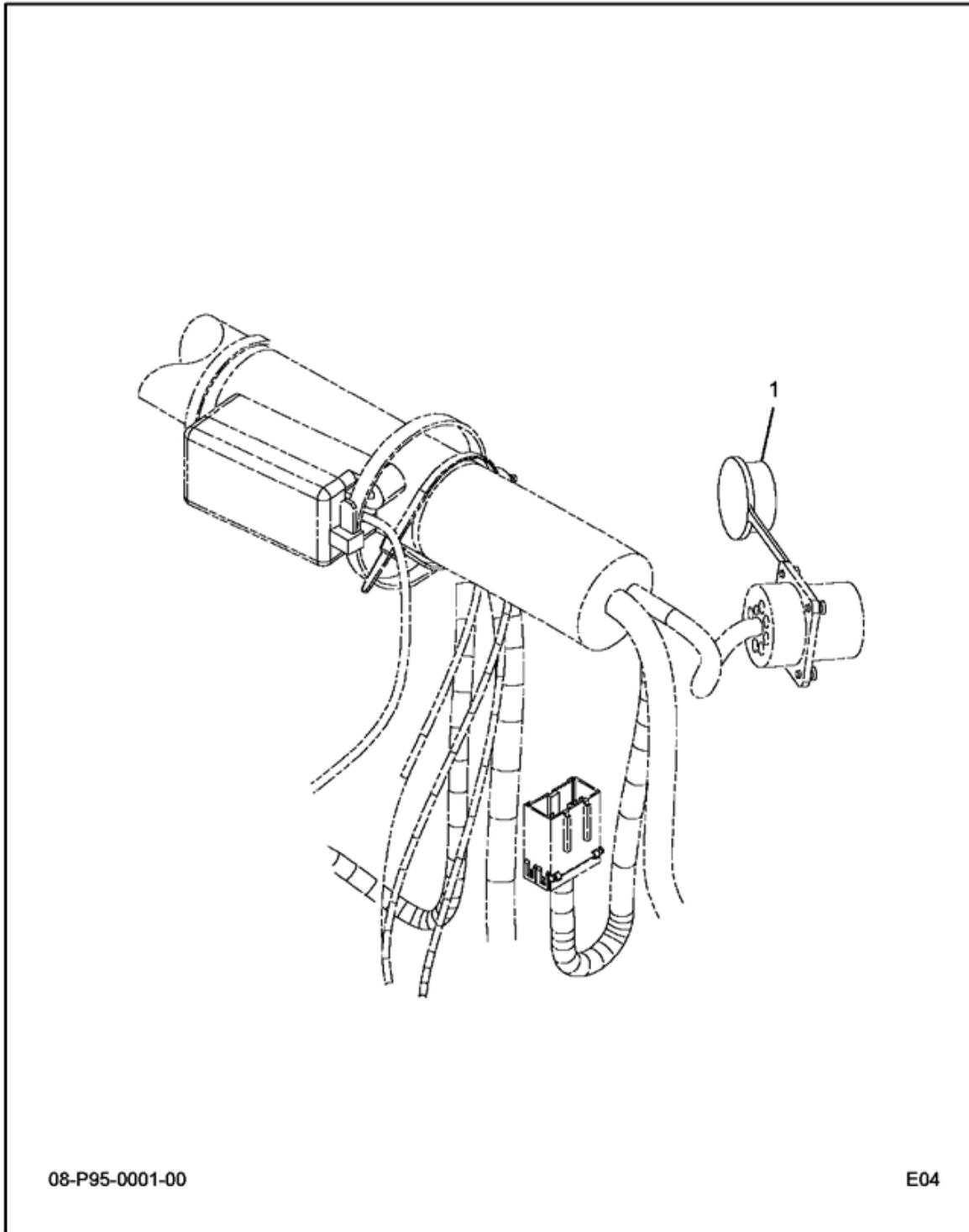


FIG 8-35  
IP MODULE, FEATURE CATEGORY #90-MISC EFFECT(SS)

Item	Part Number	Qty	Description	Kit	Var	Fig
005	3578228F91	1	MM,ELEC IP,FTR CAT#95 MISC EFF		ORGXC	3578228F91



FIG 8-35.1  
ELECTRICAL MODULE, INSTRUMENT PANEL



08-P95-0001-00

E04

FIG 8-35.1  
ELECTRICAL MODULE, INSTRUMENT PANEL

Item	Part Number	Qty	Description	Kit	Var	Fig
001	3547843C1	1	CAP,RECEPTACLE*9-PIN DATA LINK			
880		RF	NOTE: ASM BELOW COMPRISED OF ABOVE COMPONENTS			
881	3578228F91	RF	MM,ELEC IP,FTR CAT#95 MISC EFF			

FIG 8-36  
 IP MODULE, FUSE PANEL PRODUCT GRAPHIC - ENGLISH

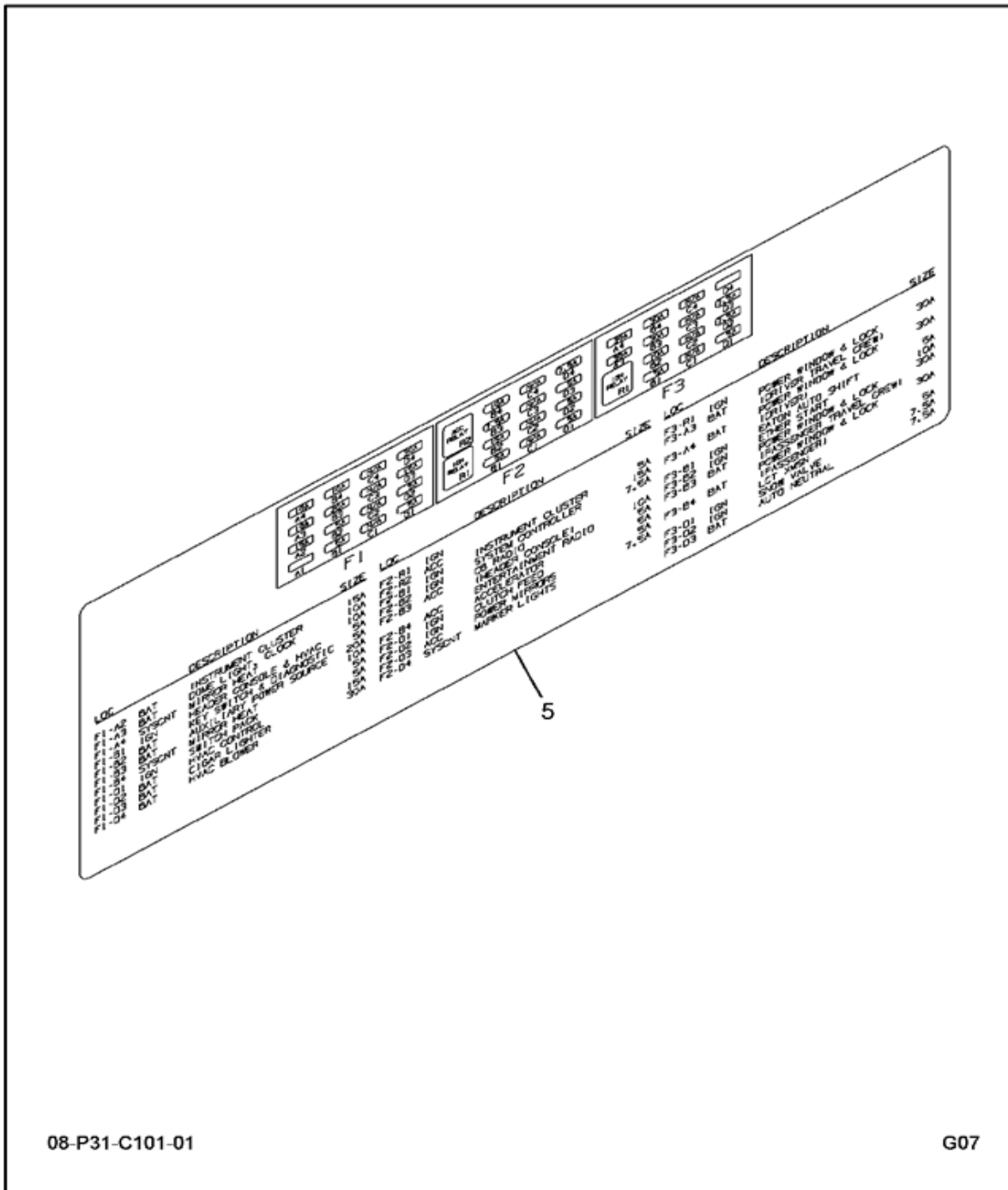


FIG 8-36  
IP MODULE, FUSE PANEL PRODUCT GRAPHIC - ENGLISH

Item	Part Number	Qty	Description	Kit	Var	Fig
005	3819677F91	1	LABEL,FUSE PANEL,IP		ORGTJ	3819677F91

FIG 8-36.1  
 LABEL, FUSE PANEL, IP

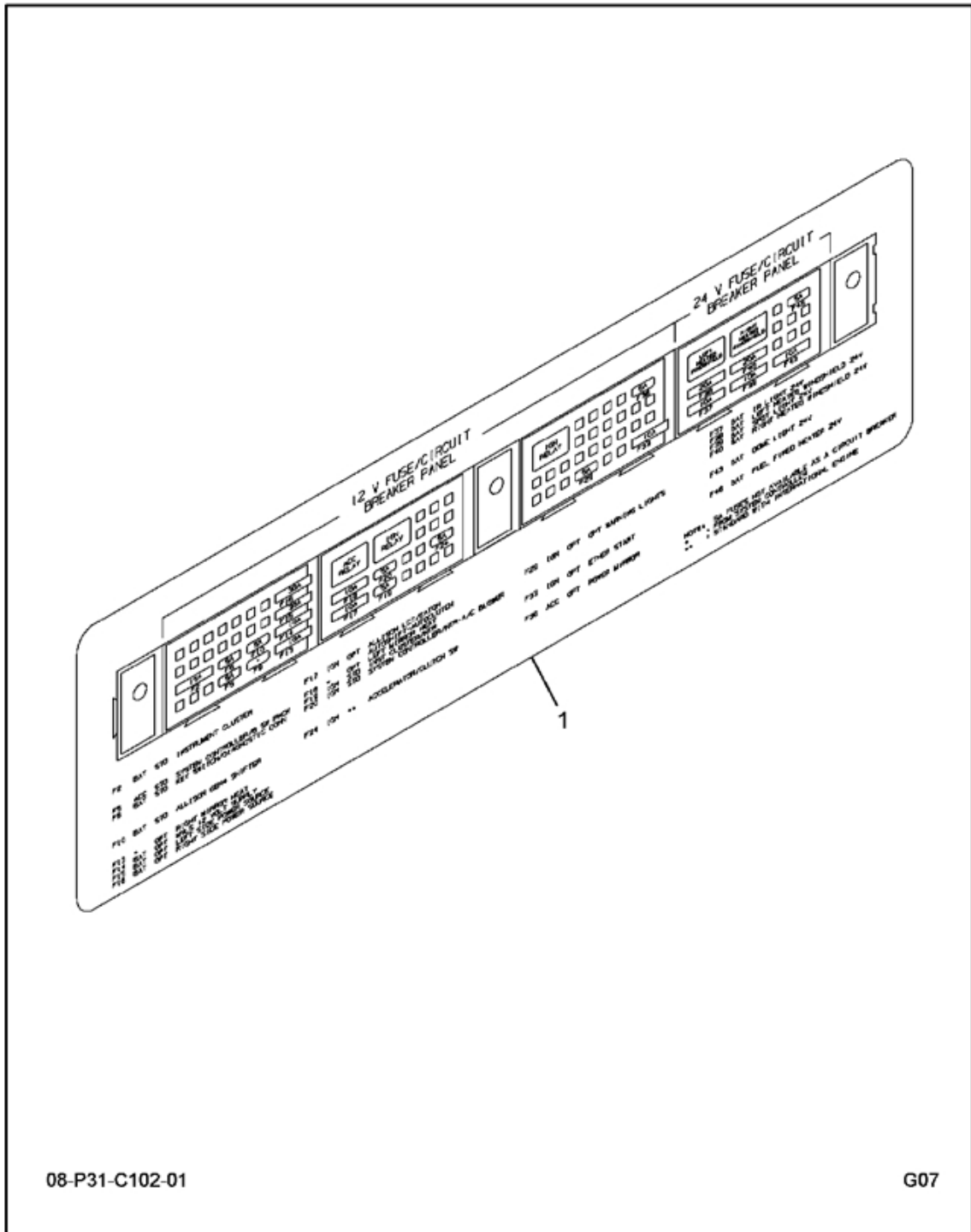


FIG 8-36.1  
 LABEL, FUSE PANEL, IP

Item	Part Number	Qty	Description	Kit	Var	Fig
001	3819675C1	1	PRODUCT GRAPHIC, FUSE PANEL			
880		RF	NOTE: ASM BELOW COMPRISED OF ABOVE COMPONENTS			
881	3819677F91	RF	LABEL, FUSE PANEL, IP			

FIG 8-37  
IP MODULE, GAUGE & DISPLAY HOUSINGS SWITCH

NON-ILLUSTRATED  
FIGURE

00-NON-ILLS-01

000

FIG 8-37  
IP MODULE, GAUGE & DISPLAY HOUSINGS SWITCH

Item	Part Number	Qty	Description	Kit	Var	Fig
005	3819732F91	1	MM,IP,CENTER PANEL EFFECT		ORHPY	3819732F91



FIG 8-37.1  
INSTRUMENT PANEL, CENTER PANEL EFFCT

NON-ILLUSTRATED  
FIGURE

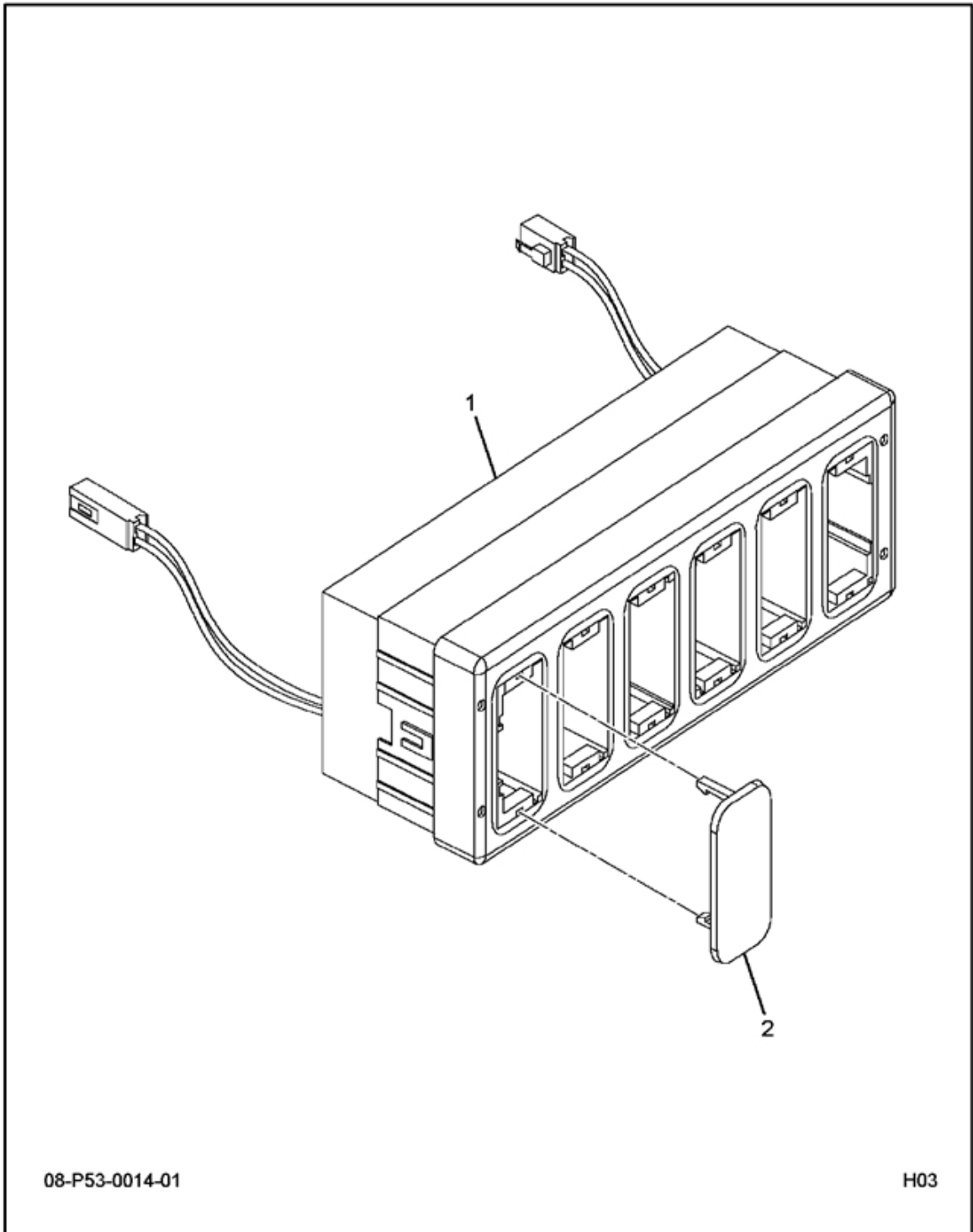
00-NON-ILLS-01

000

FIG 8-37.1  
INSTRUMENT PANEL, CENTER PANEL EFFCT

Item	Number	Part Qty	Description	Kit	Var	Fig
001	3534056C2	1	BOX, STORAGE BIN, DOUBLE DIN			
002	3549776C4	1	HOUSING, SWITCH, 6 PACK DIN MULTIPLEX			3549776C4
003	3599972C1	1	SWITCH, POWER MIRROR			
004	3673425C1	1	SWITCH, LIGHT, MASTER VEHICLE			
005	3820266C91	1	SWITCH ASM, LIGHT, CREW			
006	3820267C91	1	SWITCH ASM, RAMP CONTROL, UP/DOWN			
007	3820265C91	1	GAUGE ASM, BATTERY GENERATOR, VOLTMETER, 32 VOLT			
008	3820193C91	1	SWITCH ASM, BATTERY DISC			
009	3673570C1	1	CONTROL, ELECTRONIC, FUEL FIRED HEATER			
010	3673571C1	1	GAUGE, BATTERY GENERATOR, INFRARED LIGHT CONTROL			
011	30988R1	4	SCREW, MACHINE PAN HEAD, M4, 20 MM			
012	3673572C1	1	CONTROL, ELECTRONIC, SPOTLIGHT			
013	40336R1	4	SCREW, FLAT HEAD, #3-48 X 5/8"			
014	40337R1	4	NUT, #3-48			
015	40338R1	4	WASHER, #3			
880		RF	NOTE: ASM BELOW COMPRISED OF ABOVE COMPONENTS			
881	3819732F91	RF	INSTRUMENT PANEL, CENTER PANEL EFFCT			

FIG 8-37.2  
HOUSING, SWITCH\*6 PACK DIN MULT



08-P53-0014-01

H03

FIG 8-37.2  
HOUSING, SWITCH\*6 PACK DIN MULT

Item	Part Number	Qty	Description	Kit	Var	Fig
001		1	6 PACK SWITCH MODULE			
002	3533950C1	6	PLUG, FILLER*SWITCH			
800		RF	NOTE: THE FOLLOWING PARTS ARE NON-ILLUSTRATED			
801	2506670R2	1	MANUAL, SWITCH INSTL SW HSG			
880		RF	NOTE: ASM BELOW COMPRISED OF ABOVE COMPONENTS			
881	3549776C4	RF	HOUSING, SWITCH 6 PACK DIN MULTIPLEX			

FIG 8-38  
IP MODULE, HARNESS, ABS6 N/TRACTION CONTROL

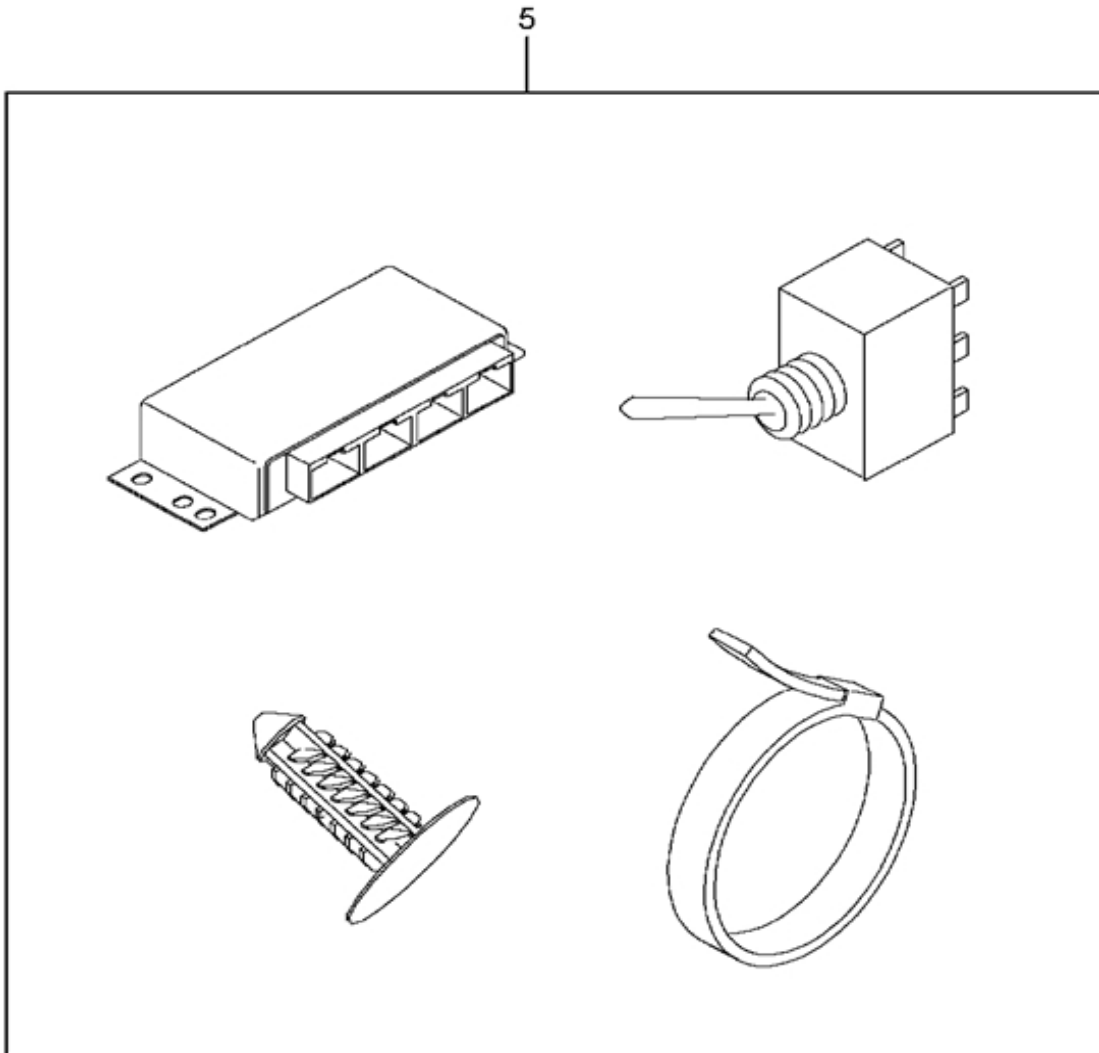


FIG 8-38  
 IP MODULE, HARNESS, ABS6 N/TRACTION CONTROL

Item	Part Number	Qty	Description	Kit	Var	Fig
005	3819901F91	1	HARN,IP,PWRTRAIN DLINK ABS6		ORGXF	3819901F91
	3670157C1	1	CONTROL,COMPUTER ABS EC-60		ORGXF	
	3564251C1	4	TRIM CLIP		ORGXF	

FIG 8-38.1  
INSTRUMENT PANEL, ABS N/TRACTION CONTROL

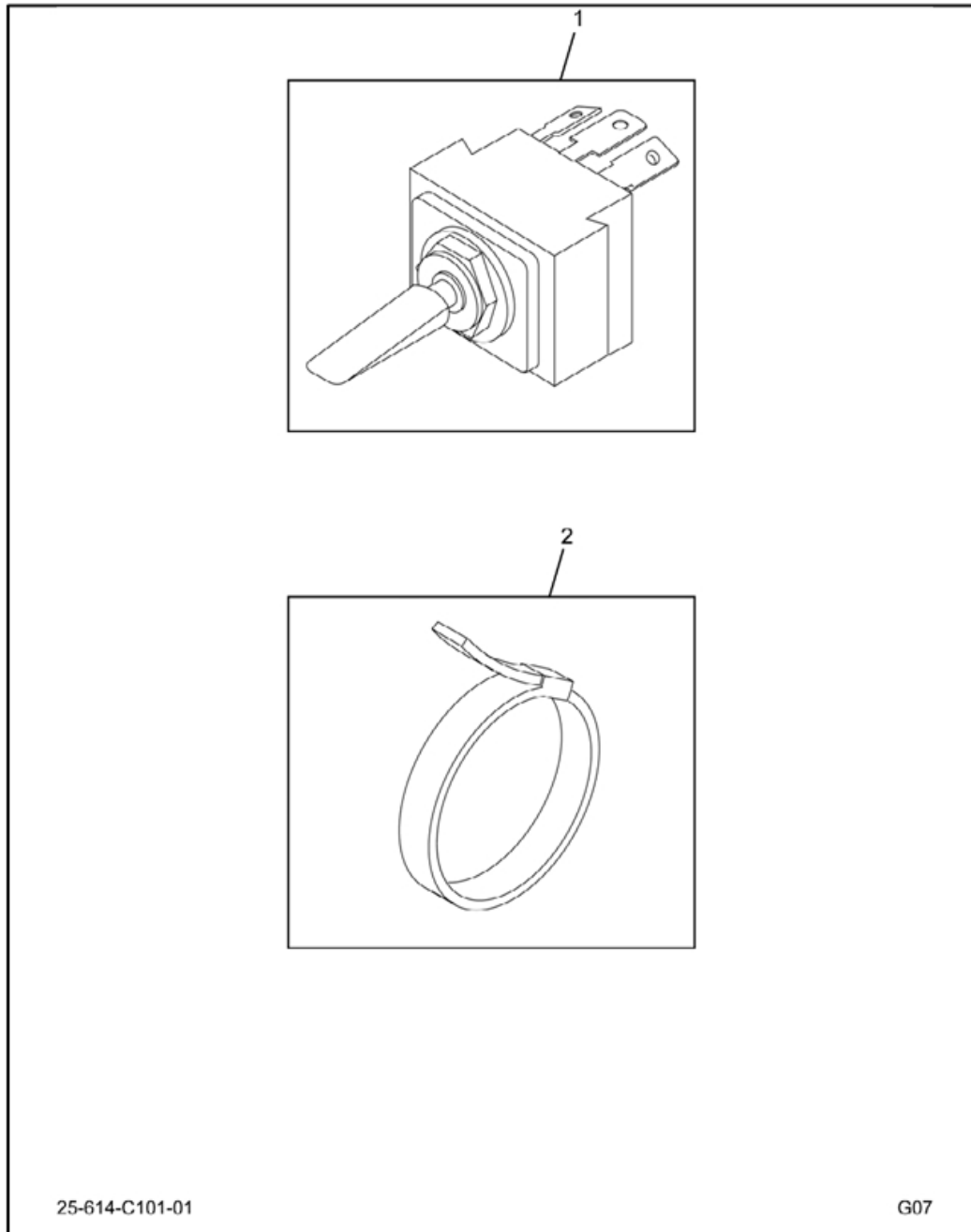
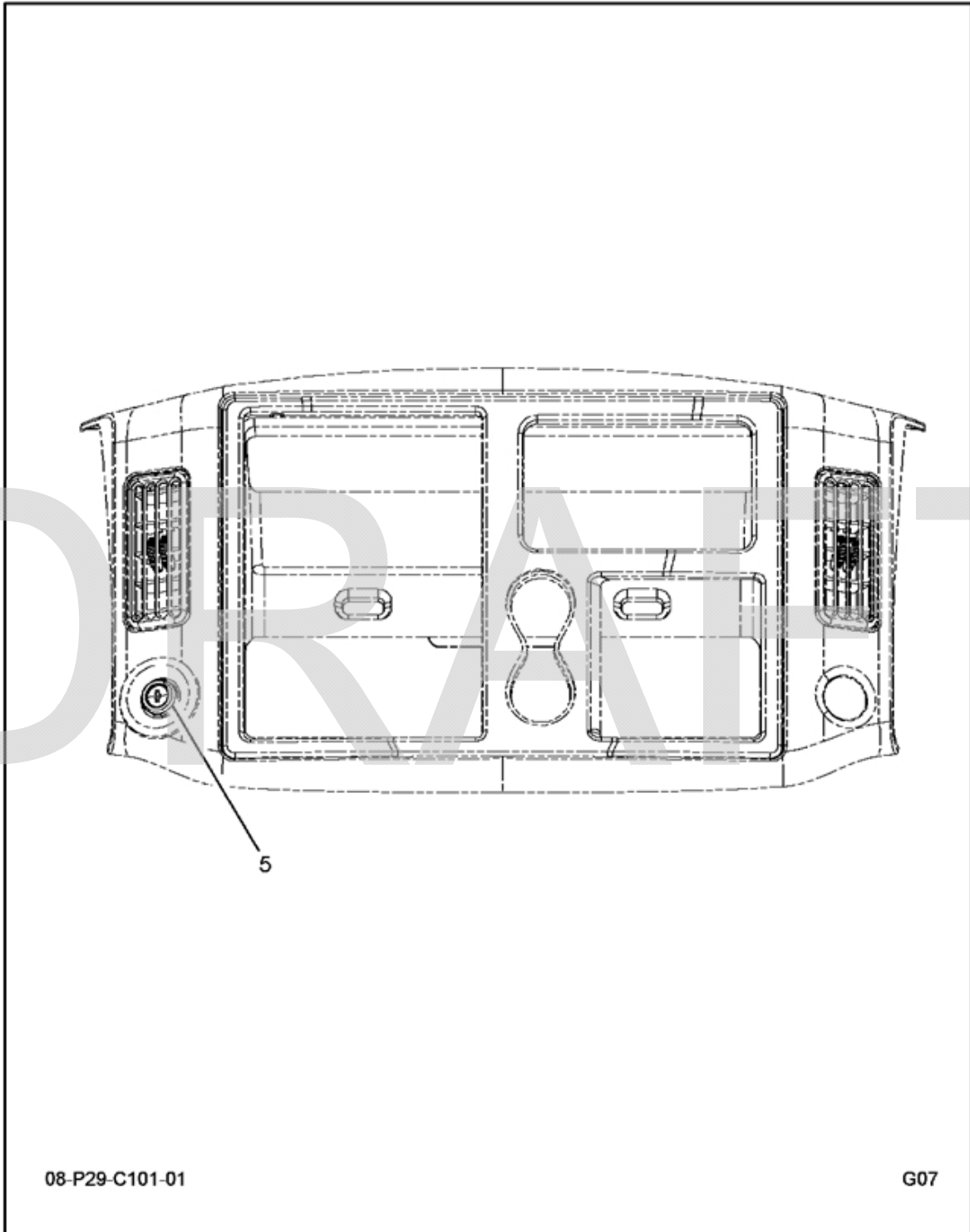


FIG 8-38.1  
 INSTRUMENT PANEL, ABS N/TRACTION CONTROL

Item	Part Number	Qty	Description	Kit	Var	Fig
001	3519588C2	1	SWITCH, CRUISE OFF-ON MOMENTARY			
002	289862C1	1	STRAP			
880		RF	NOTE: ASM BELOW COMPRISED OF ABOVE COMPONENTS			
881	3819901F91	RF	INSTRUMENT PANEL, ABS N/TRACTION CONTROL			



FIG 8-39  
IP MODULE, KEY& LCK SET-STD CAB-Z-001 CDE KEYLESS



08-P29-C101-01

G07

FIG 8-39  
IP MODULE, KEY& LCK SET-STD CAB-Z-001 CDE KEYLESS

Item	Part Number	Qty	Description	Kit	Var	Fig
005	3819672F91	1	IP,KEYLESS IGNITION SWITCH ASY		ORGT9	3819672F91

FIG 8-39.1  
INSTRUMENT PANEL, KEYLESS IGNITION SWITCH

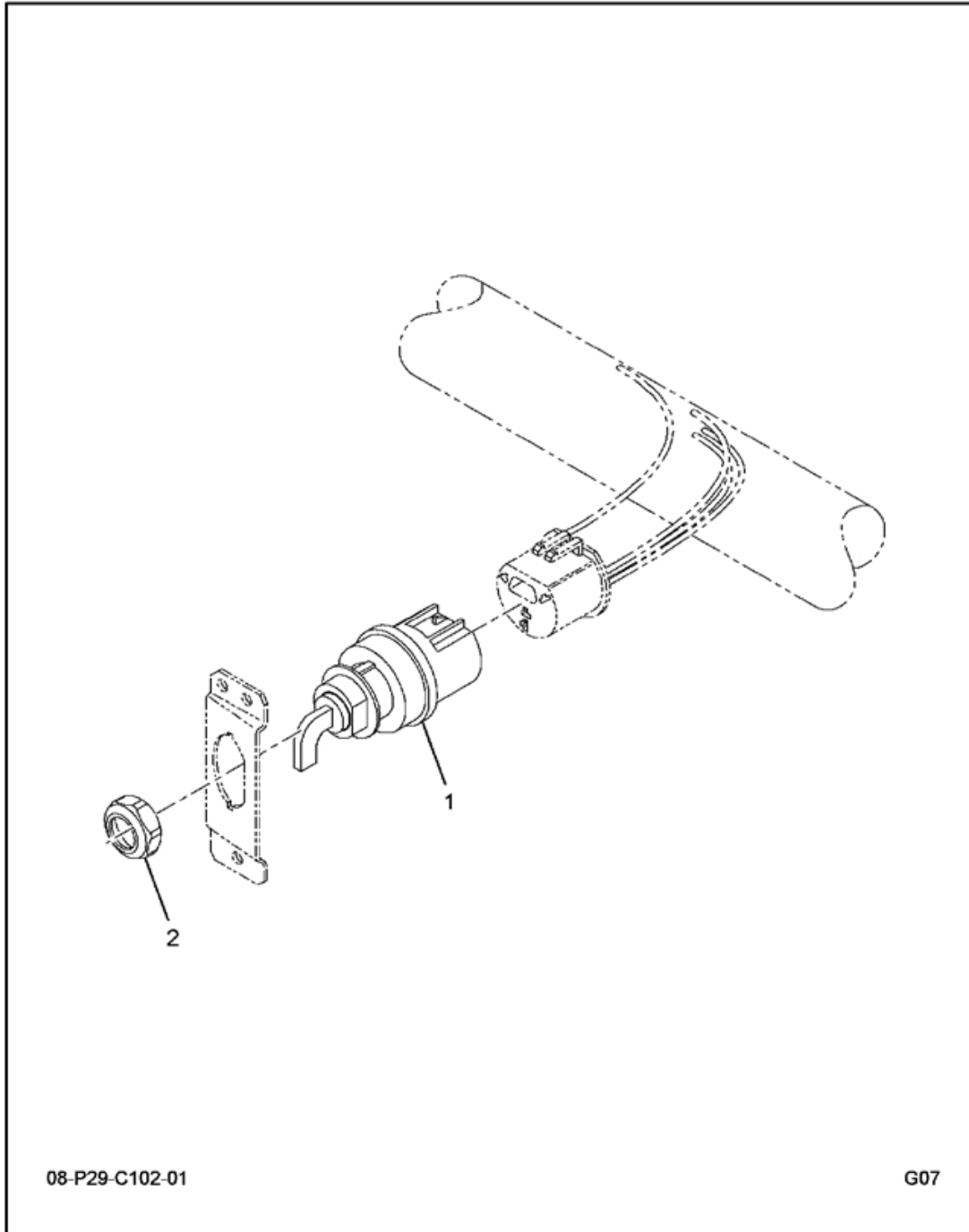


FIG 8-39.1  
 INSTRUMENT PANEL, KEYLESS IGNITION SWITCH

Item	Number	Qty	Description	Kit	Var	Fig
001	3548223C1	1	SWITCH, IGNITION KEYLESS			
002	3550643C1	1	NUT, SWITCH MOUNTING 1"-32 THREAD			
880		RF	NOTE: ASM BELOW COMPRISED OF ABOVE COMPONENTS			
881	3819672F91	RF	INSTRUMENT PANEL, KEYLESS IGNITION SWITCH			

FIG 8-40  
IP MODULE, MIRRORS SWITCH

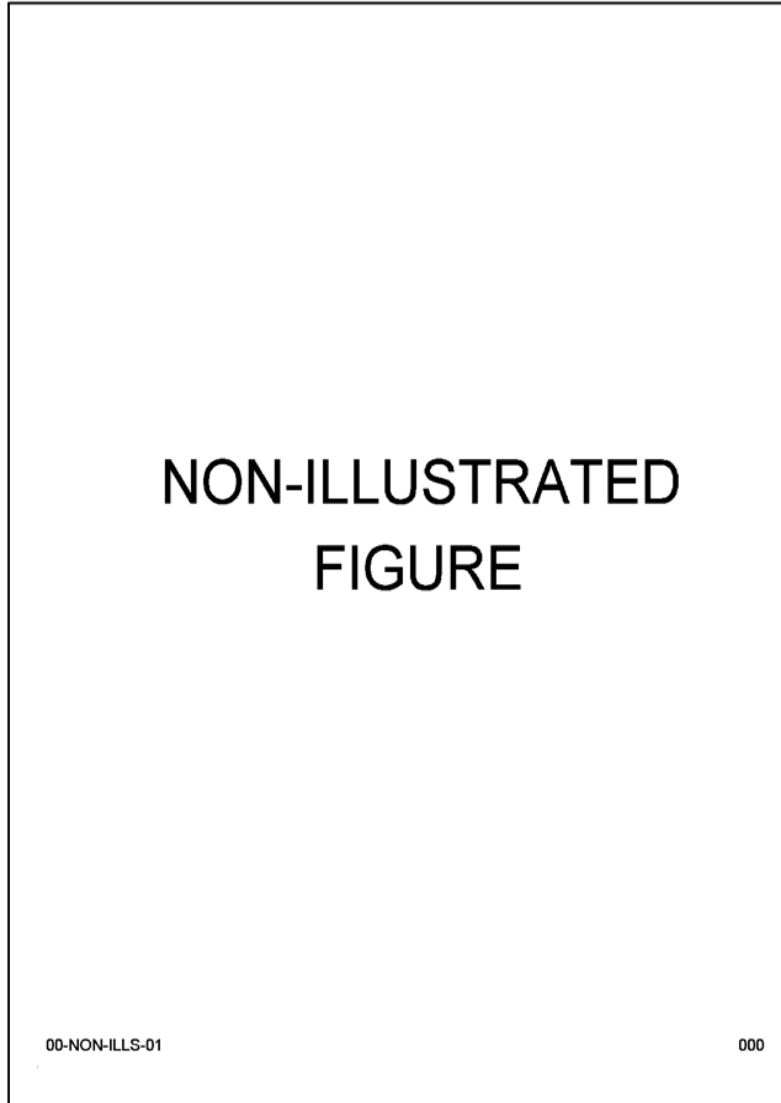


FIG 8-40  
IP MODULE, MIRRORS SWITCH

Item	Part Number	Qty	Description	Kit	Var	Fig
005	3582190F91	1	MM,ELEC IP,MIRROR HEAT ON/OFF		ORHPW	3582190F91

FIG 8-40.1  
MM,ELEC IP,MIRROR HEAT ON/OFF

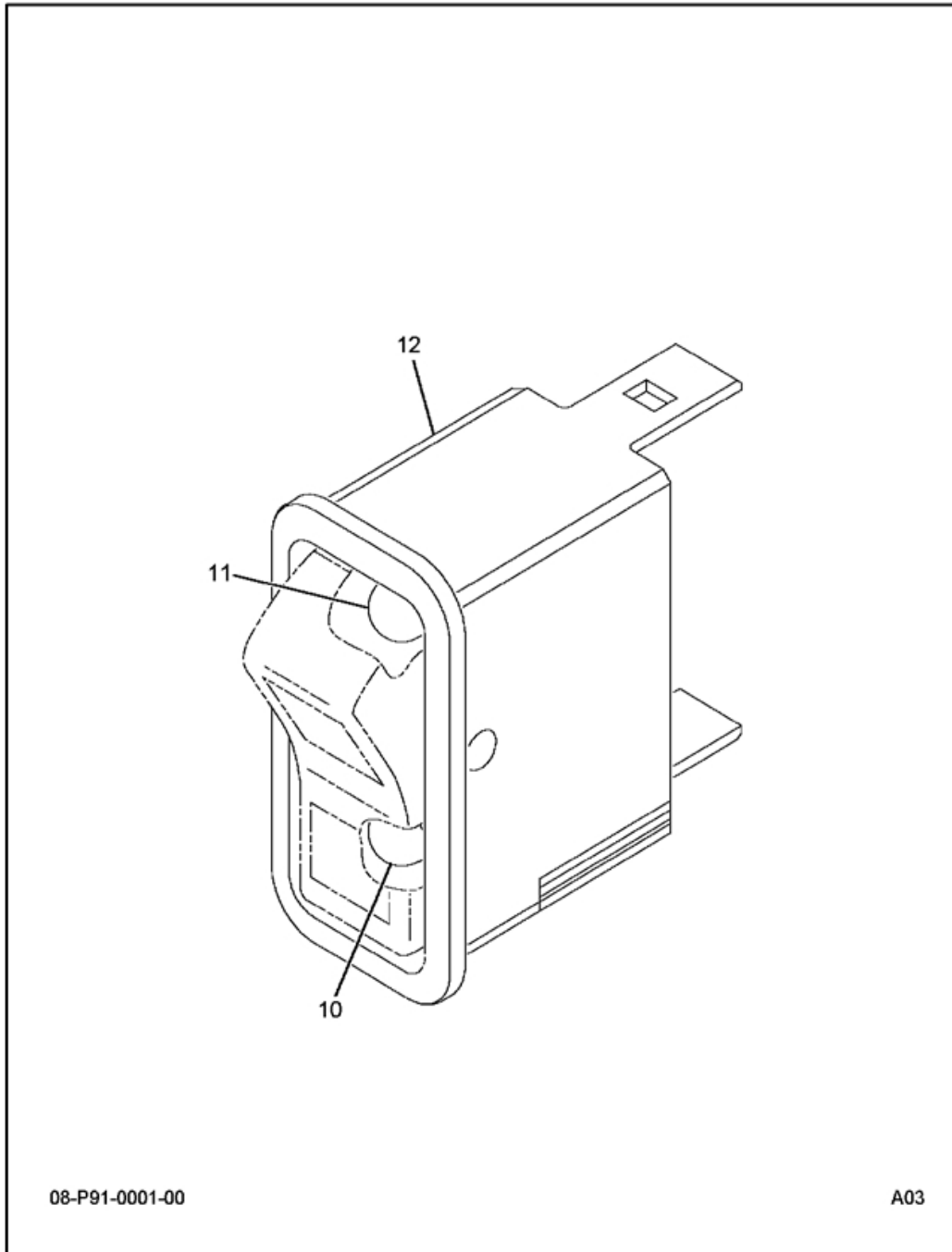


FIG 8-40.1  
MM,ELEC IP,MIRROR HEAT ON/OFF

Item	Part Number	Qty	Description	Kit	Var	Fig
010	3533928C1	1	LIGHT,IND,LED AMBER BKLGT			
011	3578733C1	1	LIGHT,IND,LED ON-GREEN,BRIGHT			
012	3582129C1	1	SWITCH,ELECTRONIC MIRROR HEAT			3582129C1
880		RF	NOTE: ASM BELOW COMPRISED OF ABOVE COMPONENTS			
881	3582190F91	RF	MM,ELEC IP,MIRROR HEAT ON/OFF			



FIG 8-40.2  
SWITCH, ELECTRONIC MIRROR HEAT

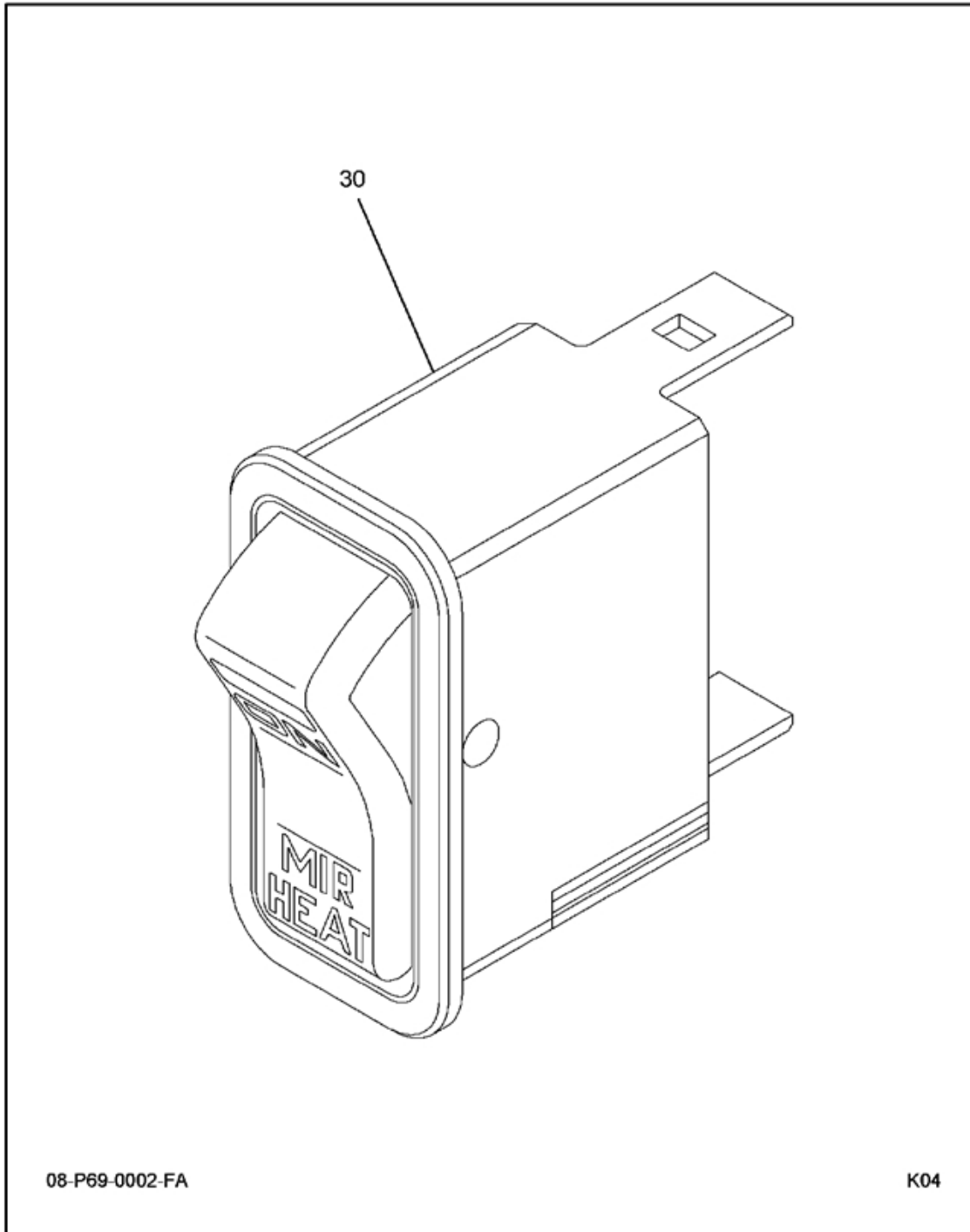


FIG 8-40.2  
SWITCH,ELECTRONIC MIRROR HEAT

Item	Part Number	Qty	Description	Kit	Var	Fig
030		RF	SWITCH,MIRROR HEAT			
800		RF	NOTE: THE FOLLOWING PARTS ARE NON-ILLUSTRATED			
801	2506670R2	1	MANUAL,SWITCH INSTL SW HSG			
880		RF	NOTE: ASM BELOW COMPRISED OF ABOVE COMPONENTS			
881	3582129C1	RF	SWITCH,ELECTRONIC MIRROR HEAT			

FIG 8-41

IP MODULE, MISC WRG-OPT PNL LT/GND ADP&N/AIR HRN SW

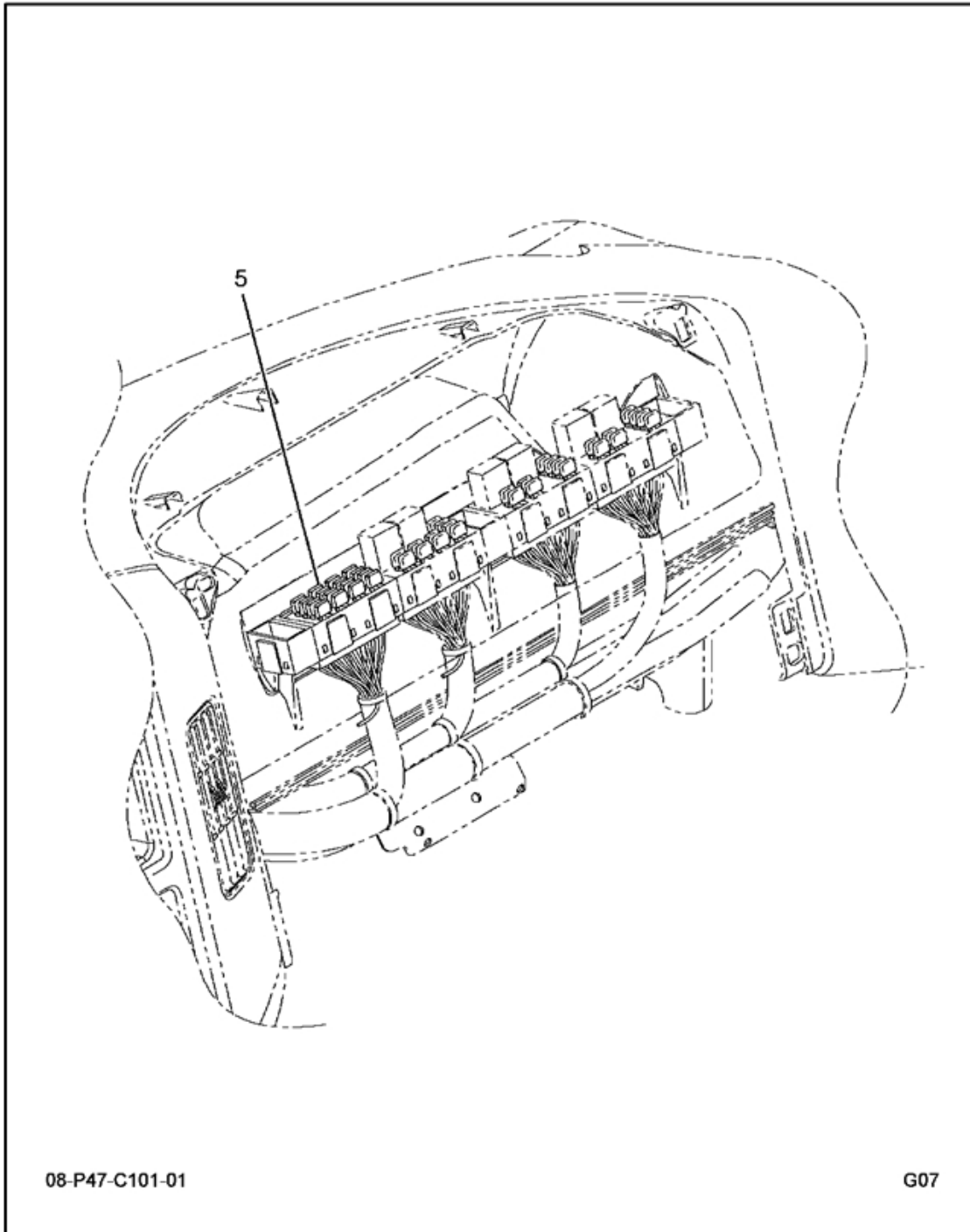
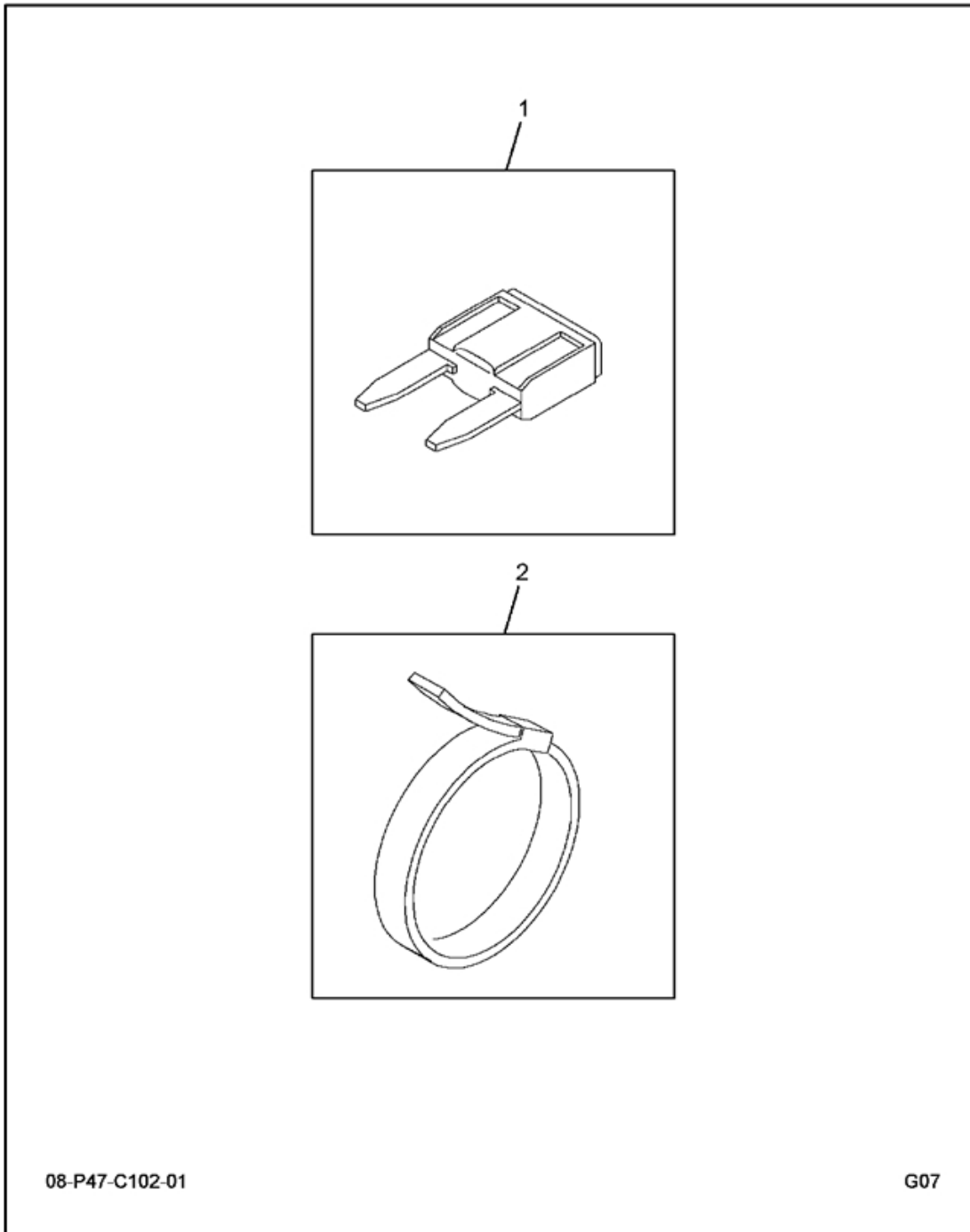


FIG 8-41  
IP MODULE, MISC WRG-OPT PNL LT/GND ADP&N/AIR HRN SW

Item	Part Number	Qty	Description	Kit	Var	Fig
005	3819890F91	1	FUSE,IP,OPT PNL LT/GND		ORGVO	3819890F91

FIG 8-41.1  
INSTRUMENT PANEL, MISCELLANEOUS WIRING



08-P47-C102-01

G07

FIG 8-41.1  
 INSTRUMENT PANEL, MISCELLANEOUS WIRING

Item	Part Number	Qty	Description	Kit	Var	Fig
001	MIN5	1	FUSE,5 AMP			
002	291207C1	1	STRAP, CABLE LOCK			
880		RF	NOTE: ASM BELOW COMPRISED OF ABOVE COMPONENTS			
881	3819890F91	RF	INSTRUMENT PANEL, MISCELLANEOUS WIRING			

FIG 8-42  
IP MODULE, OPTIONAL FUSE BLOCK 3 & 4

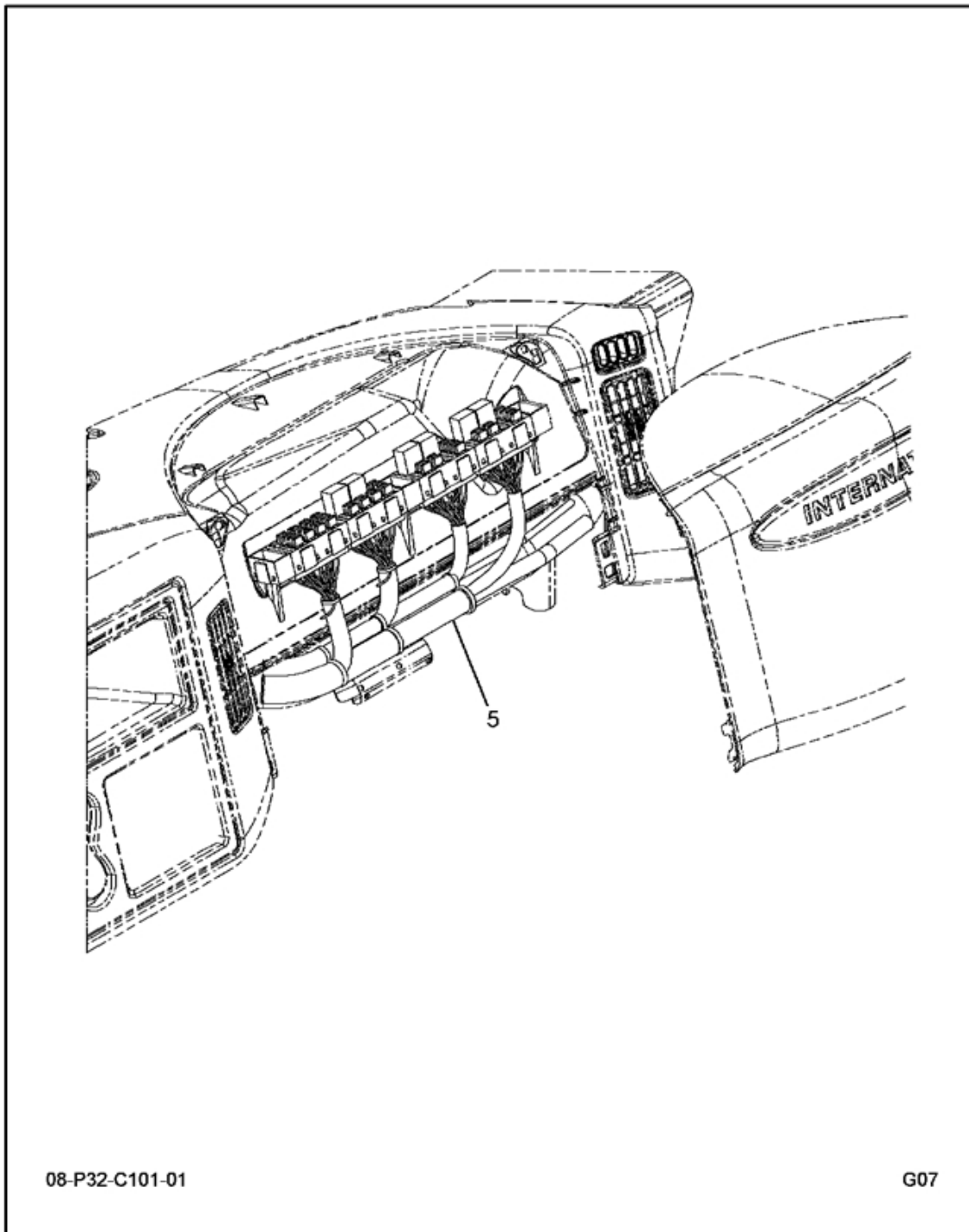
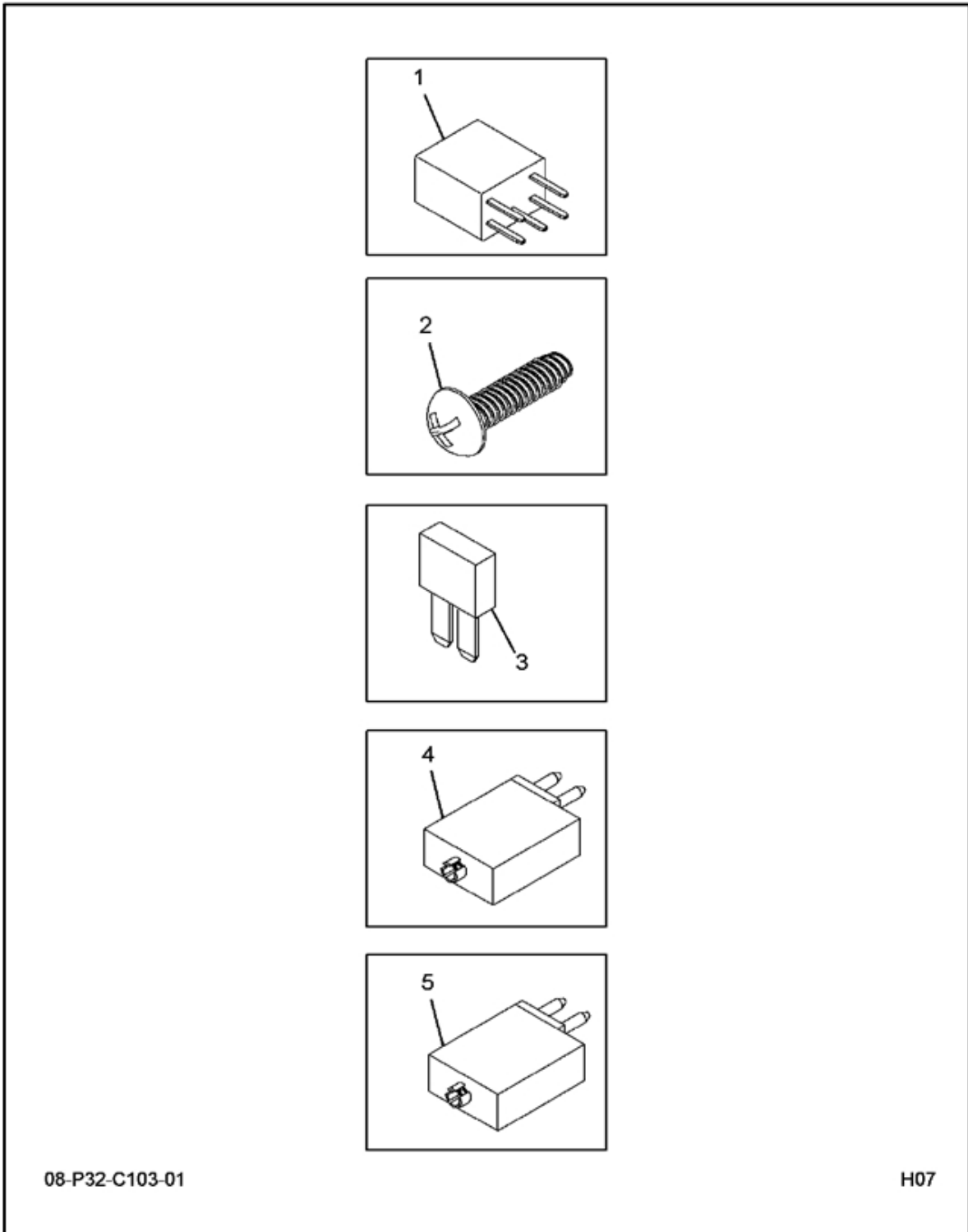


FIG 8-42  
IP MODULE, OPTIONAL FUSE BLOCK 3 & 4

Item	Part Number	Qty	Description	Kit	Var	Fig
005	3820805F91	1	MM,IP, OPTIONAL FUSE BLOCK 3 &		ORGTX	3820805F91



FIG 8-42.1  
FUSE BLOCK



08-P32-C103-01

H07

FIG 8-42.1  
 FUSE BLOCK

Item	Part Number	Qty	Description	Kit	Var	Fig
001	3519350C1	1	RELAY, MICRO			
002	473143C1	1	SCREW, SPECIAL HI-LOW			
003	MIN5	2	FUSE, 5 AMP			
004	3536178C1	3	BREAKER, CIRCUIT 10 AMP 12 VOLT			
005	3536180C1	2	BREAKER, CIRCUIT*20 AMP, 12 VOL			
880		RF	NOTE: ASM BELOW COMPRISED OF ABOVE COMPONENTS			
881	3820805F91	RF	FUSE BLOCK			

FIG 8-43  
IP MODULE, PANEL GAUGE FILTER MINDER

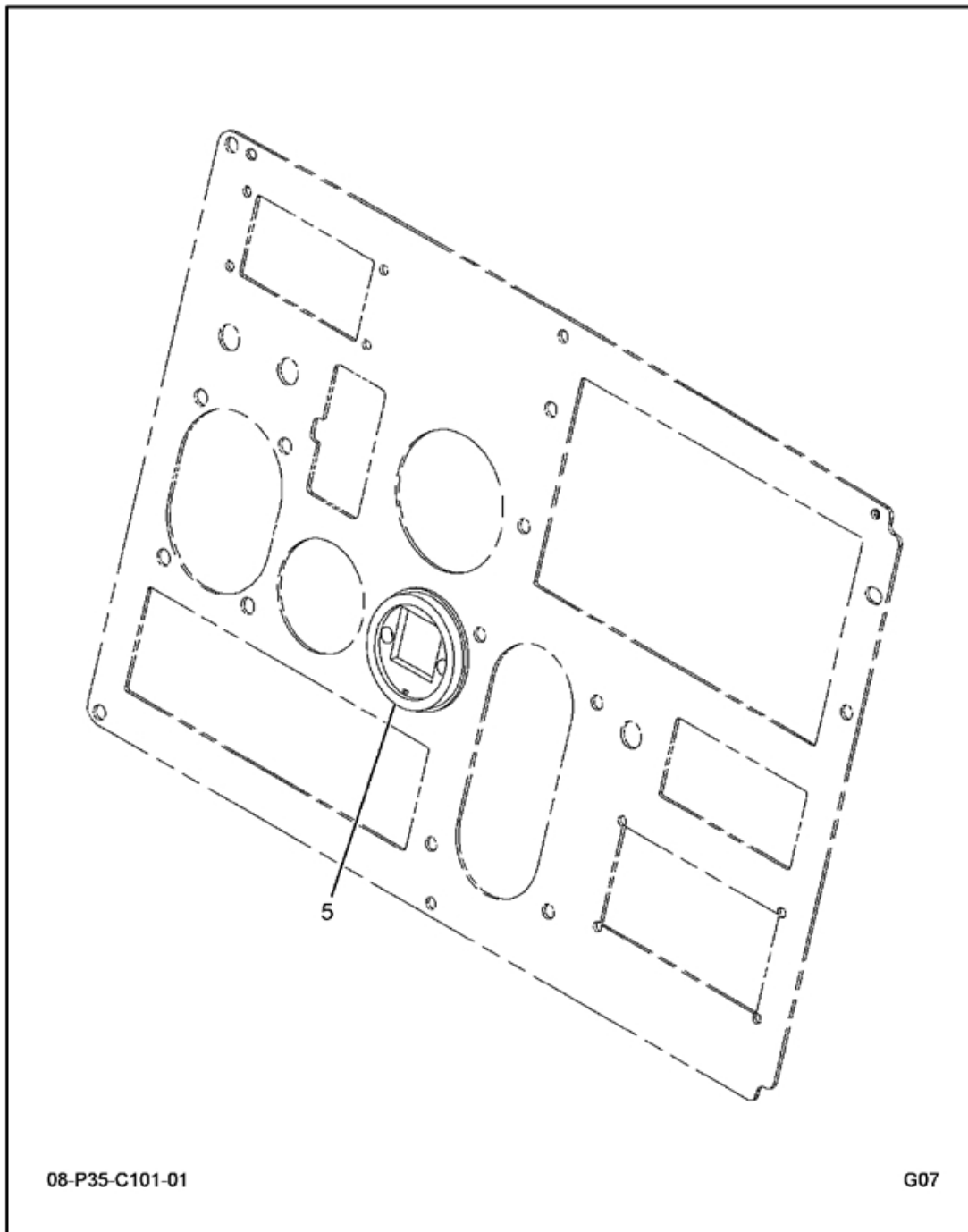
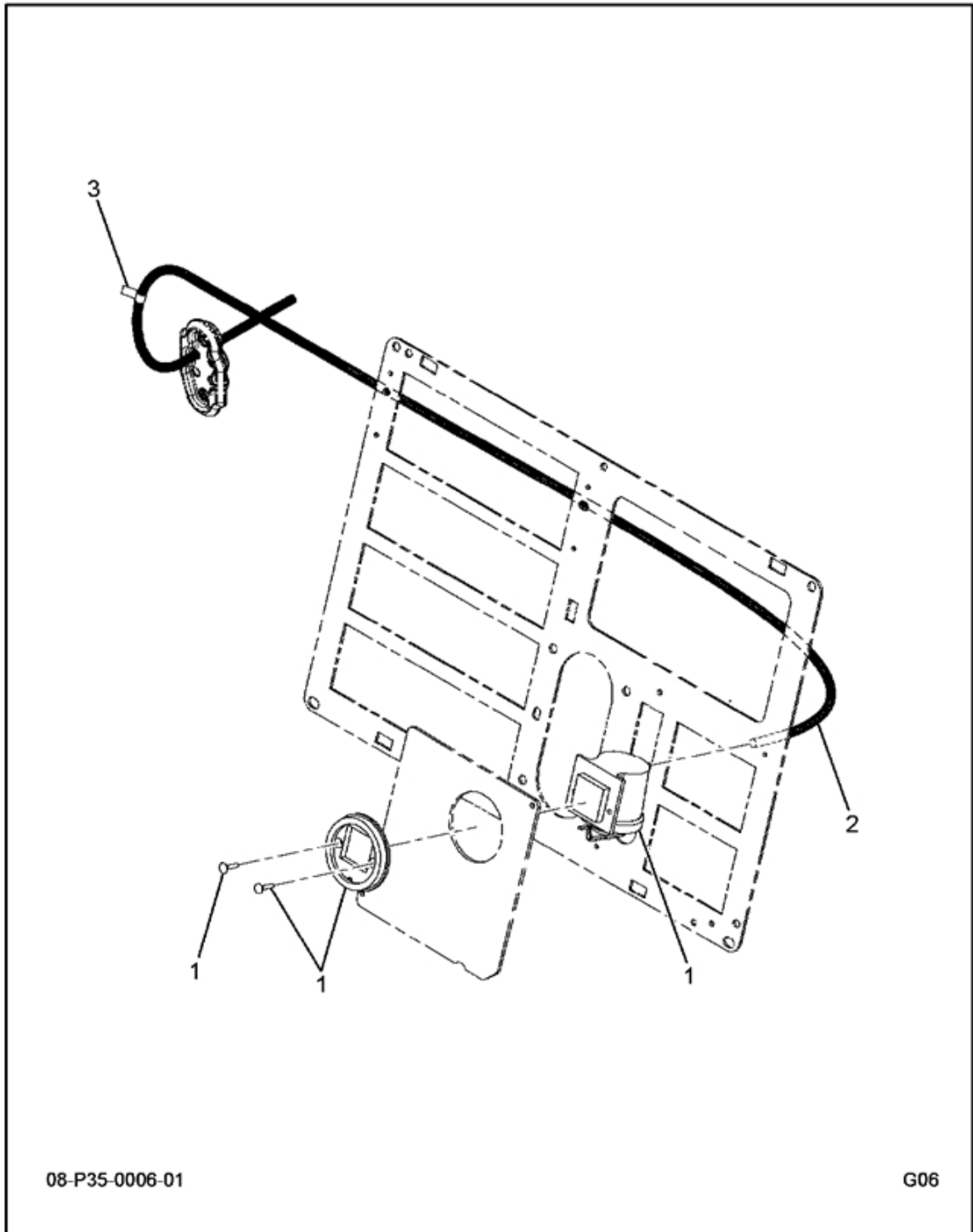


FIG 8-43  
IP MODULE, PANEL GAUGE FILTER MINDER

Item	Part Number	Qty	Description	Kit	Var	Fig
005	3820291F91	1	MM,IP,PANEL,FILTER MINDER GUAG		ORHMJ	3820291F91

FIG 8-43.1  
IP, PANEL, FILTER MINDER GUAGE



08-P35-0006-01

G06

FIG 8-43.1  
 IP, PANEL, FILTER MINDER GUAGE

Item	Part Number	Qty	Description	Kit	Var	Fig
001	556779C91	1	GAUGE, AIR FILTER W/ BLK BEZEL 25" OF WATER RANGE			
002	417196C3	AR	TUBE, BLACK NYLON 1/4" O.D.			
003	2016373C1	1	PRODUCT GRAPHICS, INFORMATION			
880		RF	NOTE: ASM BELOW COMPRISED OF ABOVE COMPONENTS			
881	3820291F91	RF	IP, PANEL, FILTER MINDER GUAG			

FIG 8-44  
IP MODULE, PDC BATT GRID EFFECTS

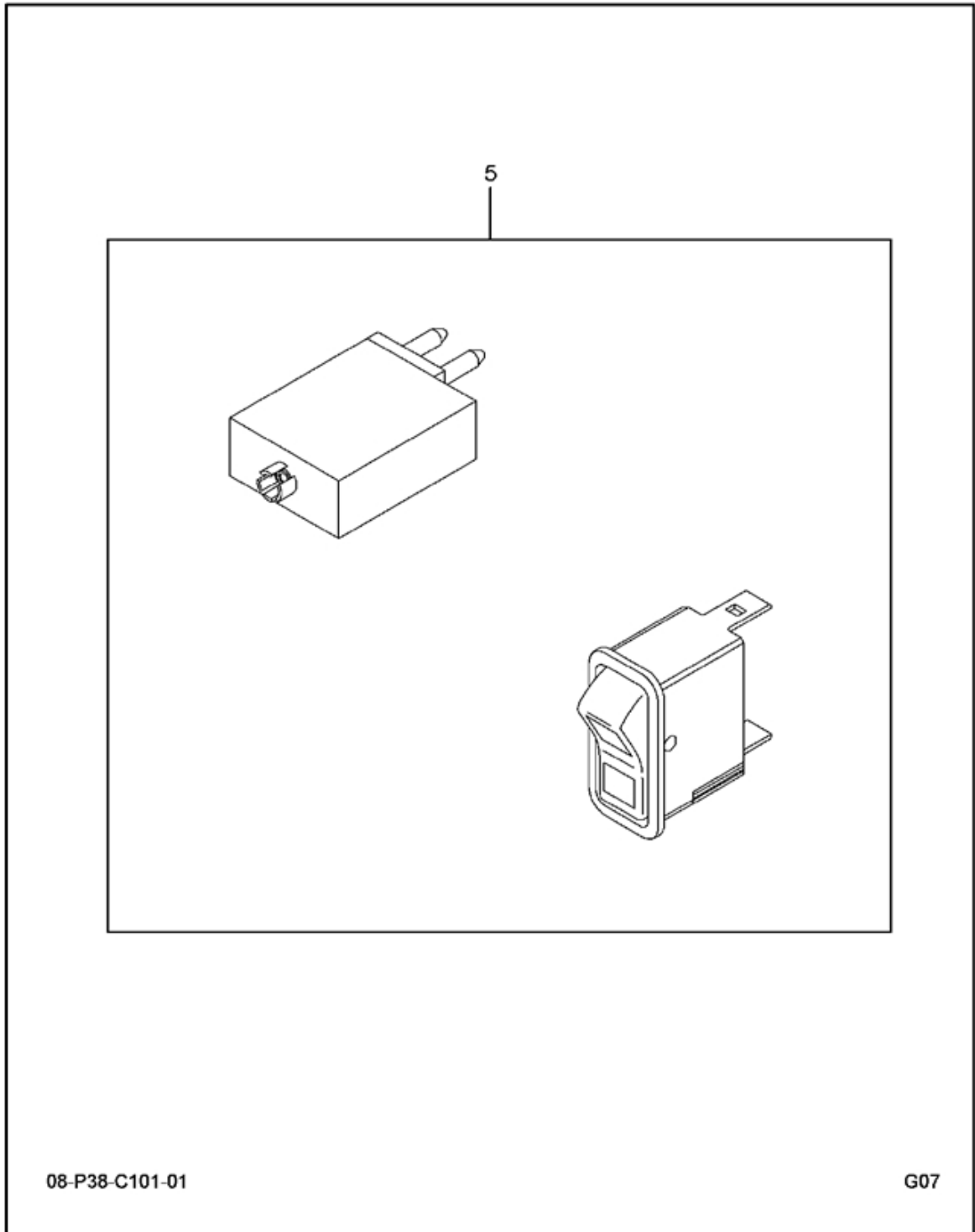
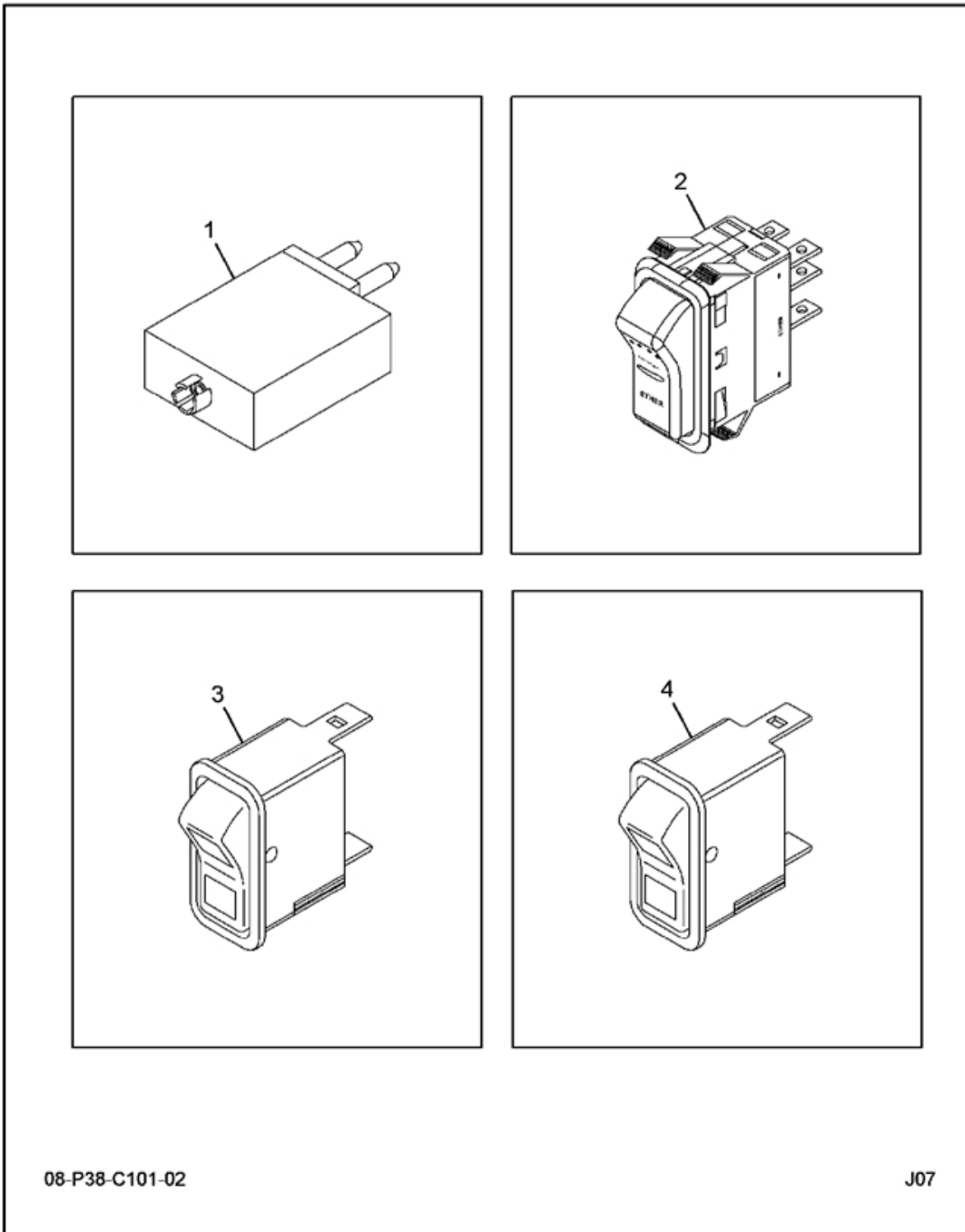


FIG 8-44  
IP MODULE, PDC BATT GRID EFFECTS

Item	Part Number	Qty	Description	Kit	Var	Fig
005	3819863F91	1	MM,IP,LOWER RH SIDE,ETHER STRT		0RJDT	3819863F91



FIG 8-44.1  
INSTRUMENT PANEL, LOWER RIGHT SIDE, ETHER



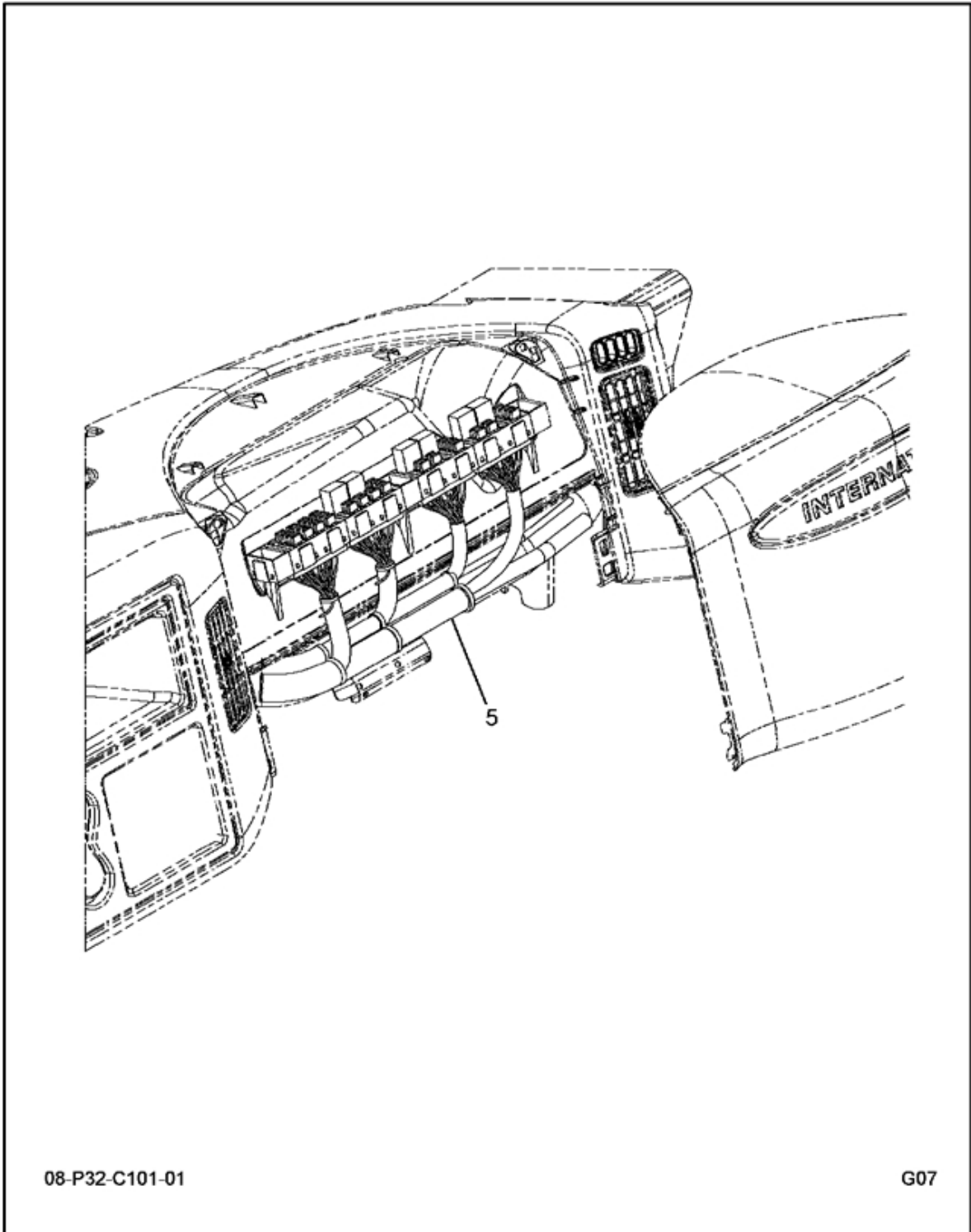
08-P38-C101-02

J07

FIG 8-44.1  
 INSTRUMENT PANEL, LOWER RIGHT SIDE, ETHER

Item	Part Number	Qty	Description	Kit	Var	Fig
001	3536178C1	1	BREAKER, CIRCUIT 10 AMP 12 VOLT RED			
002	3549930C1	1	SWITCH, ETHER START			
003	3820193C91	1	SWITCH ASM, BATTERY DISC			
004	3820185C1	1	SWITCH, SENSOR, GUARD, RED			
880		RF	NOTE: ASM BELOW COMPRISED OF ABOVE COMPONENTS			
881	3819863F91	RF	INSTRUMENT PANEL, LOWER RIGHT SIDE, ETHER			

FIG 8-45  
IP MODULE, RPO BASE WIRING



08-P32-C101-01

G07

FIG 8-45  
IP MODULE, RPO BASE WIRING

Item	Part Number	Qty	Description	Kit	Var	Fig
005	3819679F92	1	MM,IP, W/FLAT BACK COWL		ORGTL	3819679F92

FIG 8-45.1  
IP, W/FLAT BACK COWL

**PRELIMINARY  
FIGURE**

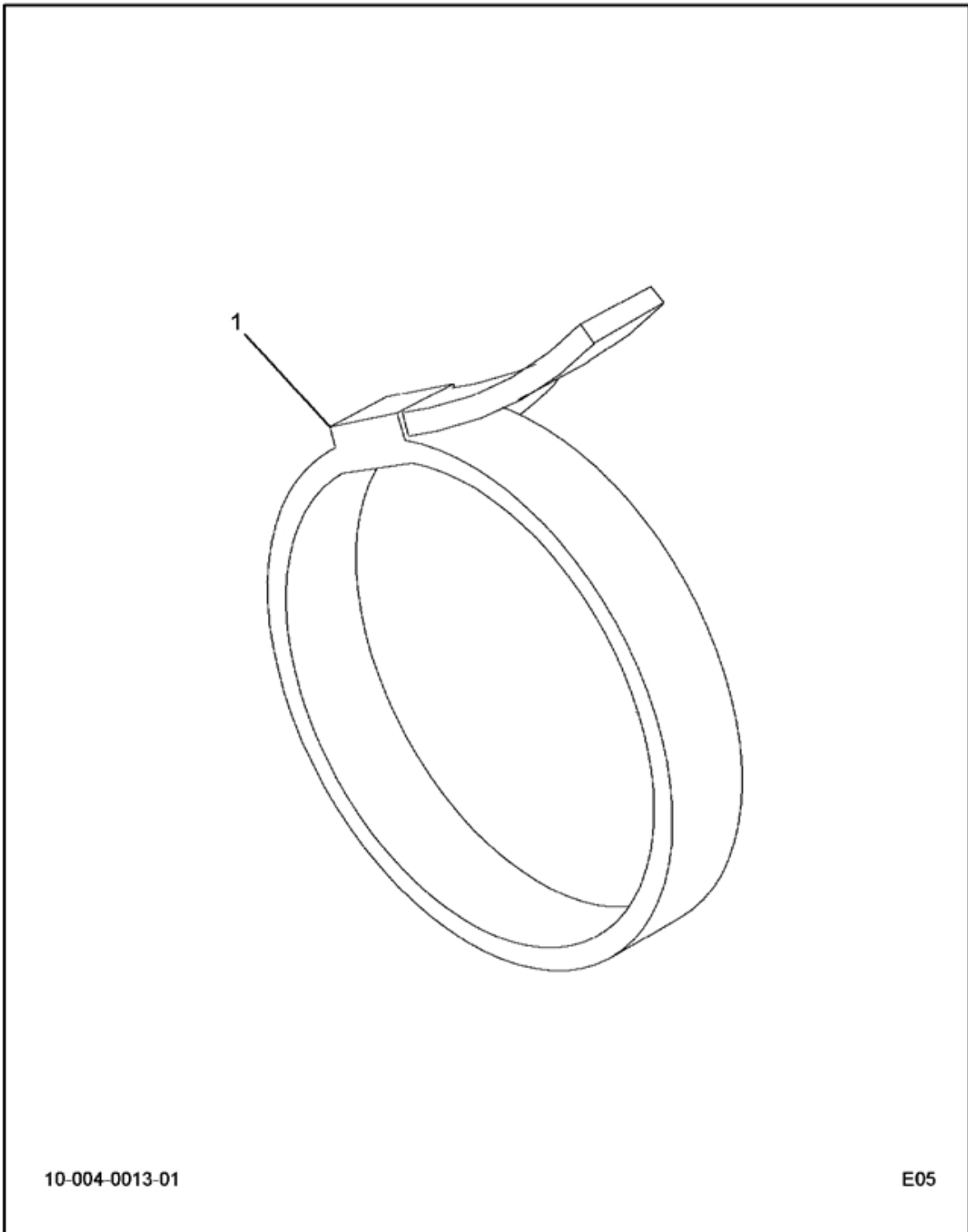
00-PRE-LMRY-01

000

FIG 8-45.1  
IP, W/FLAT BACK COWL

Item	Part Number	Qty	Description	Kit	Var	Fig
001	3672402C92	1	HARNESS, INSTRUMENT PANEL,			
002	473158C1	4	SCREW, SPECIAL HI-LOW THREAD #8 - 18 X 1/2"			
003	473143C1	2	SCREW, SPECIAL HI-LOW			
004	3606873C1	1	STUD, M8 X 1.25 DUAL SIDED			
005	3542142C1	2	WASHER GRAB HANDLE MOUNTING STAINLESS STEEL			
006	934309R1	2	WASHER HELICAL SPR LOCK			
007	934310R1	2	NUT, HEX			
008	3551787C91	5	STRAP, CABLE LOCK			3551787C91
009	291207C1	1	STRAP, CABLE LOCK			
010	3566722C1	1	STRIP, TRIM 65MM			
011	3519350C1	2	RELAY, MICRO			
012	3534208C1	4	FUSE, FUSE, 5AMP MINI			
013	3536178C1	3	BREAKER, CIRCUIT 10 AMP 12 VOLT			
014	3536179C1	1	BREAKER, CIRCUIT 15 AMP 12 VOLT			
015	3536182C1	2	BREAKER, CIRCUIT 30 AMP 12 VOLT			
016	3536180C1	2	BREAKER, CIRCUIT 20 AMP, 12 VOL			
017	3534208C1	1	FUSE, FUSE, 5AMP MINI			
880		RF	NOTE: ASM BELOW COMPRISED OF ABOVE COMPONENTS			
881	3819679F92	RF	IP, W/FLAT BACK COWL			

FIG 8-45.2  
STRAP, CABLE LOCK\*HELLERMAN TYT



10-004-0013-01

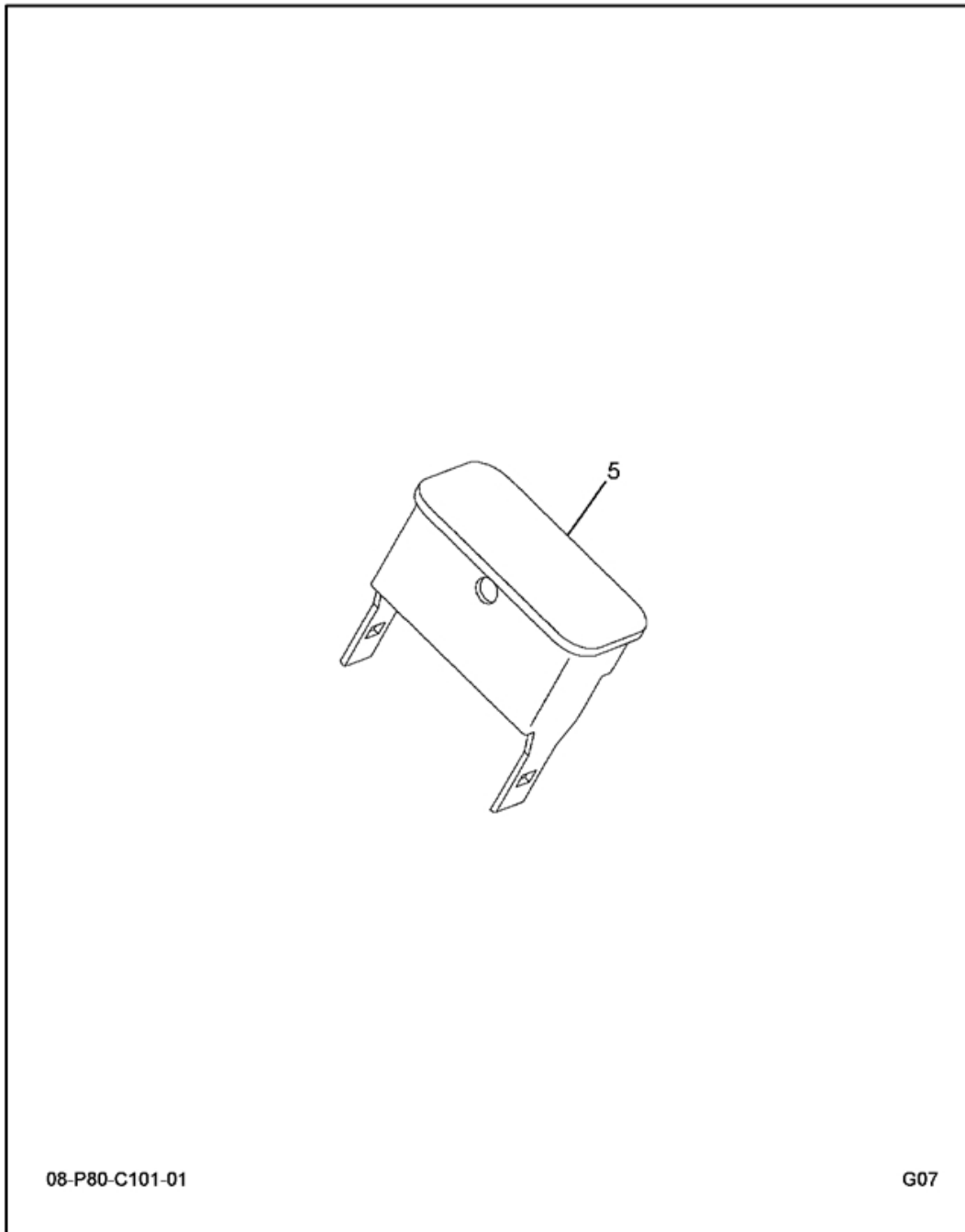
E05

FIG 8-45.2  
STRAP,CABLE LOCK\*HELLERMAN TYT

Item	Part Number	Qty	Description	Kit	Var	Fig
001	291207C1	1	WIRE TIE *PT08-28991			
	3552653C1	1	BASE,STRAPLOCK MTG*STRAPLOCK M			
880		RF	NOTE: ASM BELOW COMPRISED OF ABOVE COMPONENTS			
881	3551787C91	RF	STRAP,CABLE LOCK*HELLERMAN TYT			



FIG 8-46  
IP MODULE, SWITCH HOUSING BLANKS



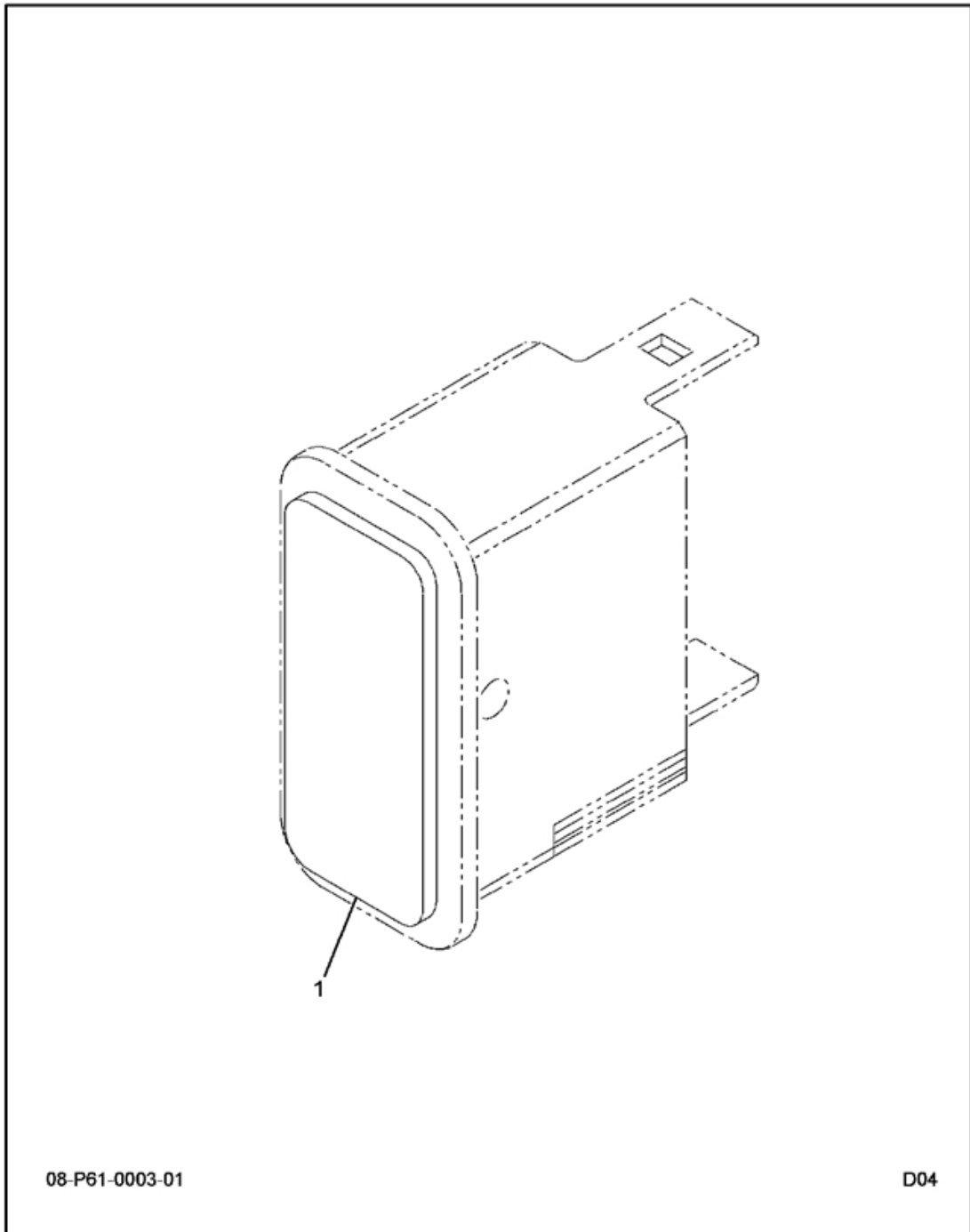
08-P80-C101-01

G07

FIG 8-46  
IP MODULE, SWITCH HOUSING BLANKS

Item	Part Number	Qty	Description	Kit	Var	Fig
005	3595678F91	1	MM,IP-2 SWITCH BLANK PLUGS		0RHQ1	3595678F91

FIG 8-46.1  
IP-2 SWITCH BLANK PLUGS



08-P61-0003-01

D04

FIG 8-46.1  
IP-2 SWITCH BLANK PLUGS

Item	Part Number	Qty	Description	Kit	Var	Fig
001	3533950C1	2	PLUG,FILLER*SWITCH			
880		RF	NOTE: ASM BELOW COMPRISED OF ABOVE COMPONENTS			
881	3595678F91	RF	IP-2 SWITCH BLANK PLUGS			

FIG 8-47  
IP MODULE, WT TRANSMISSION - MRD GEN 4

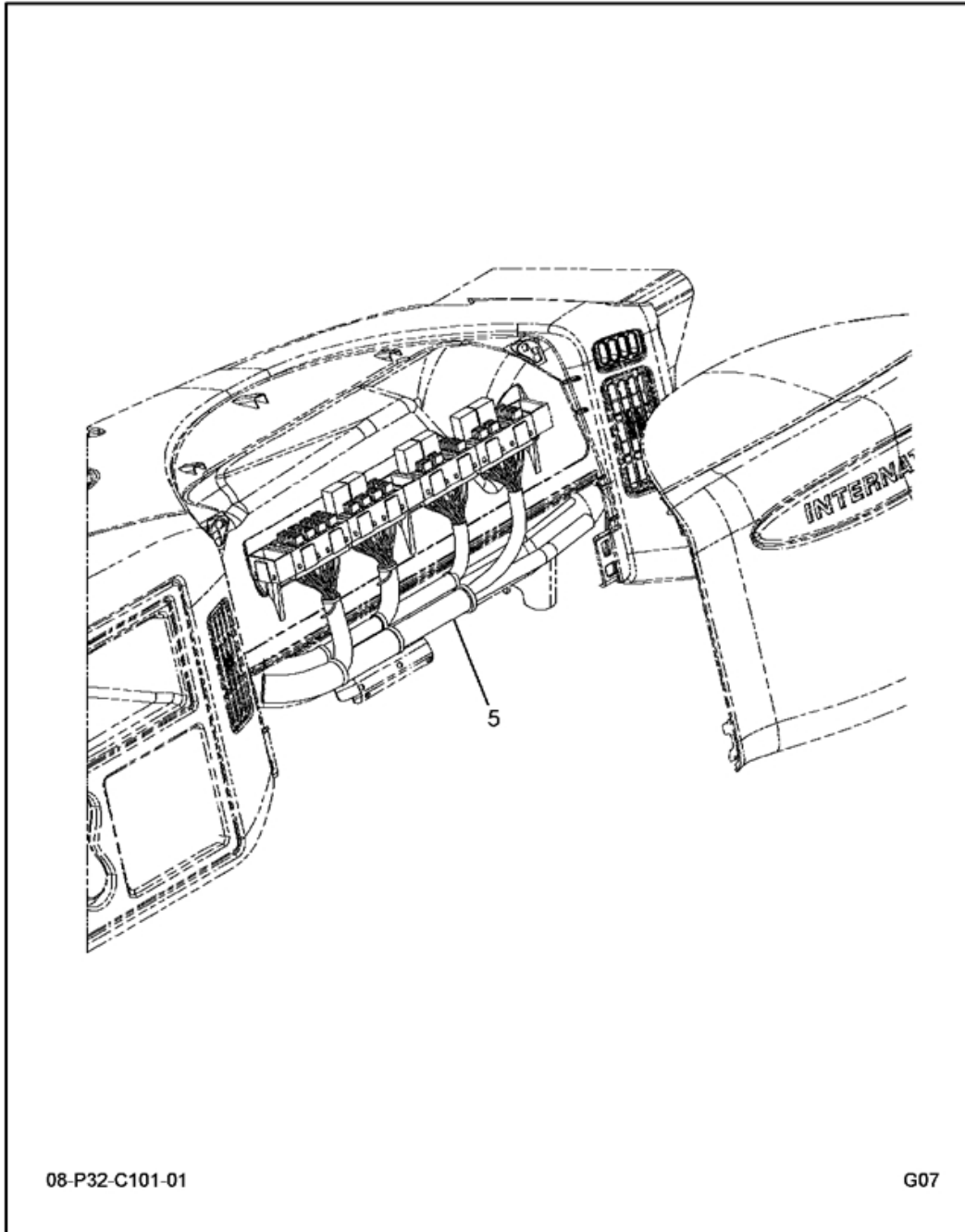
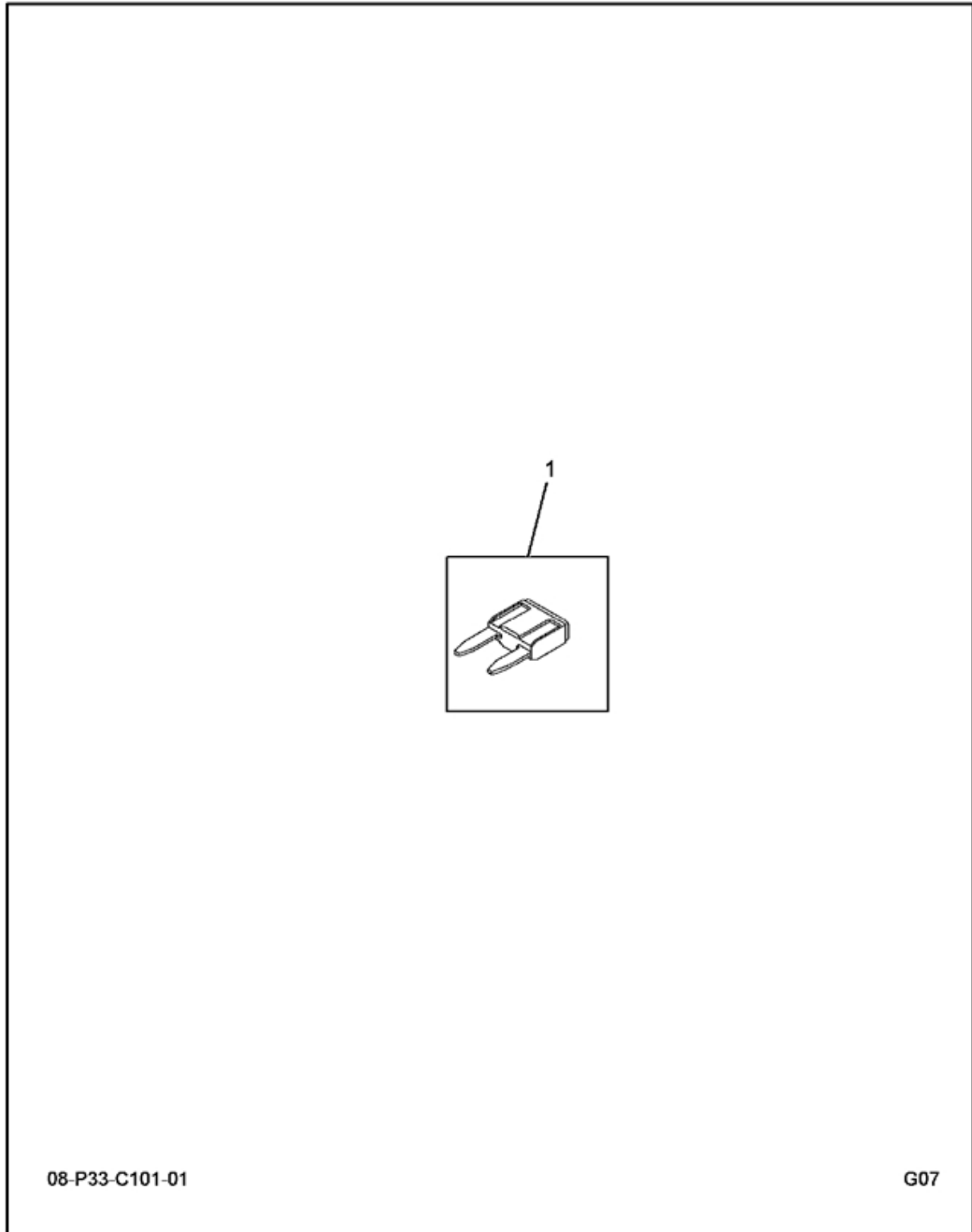


FIG 8-47  
IP MODULE, WT TRANSMISSION - MRD GEN 4

Item	Part Number	Qty	Description	Kit	Var	Fig
005	3819878F91	1	FUSE,IP,WT TRANSMISSION-MRD G4		ORGTP	3819878F91

FIG 8-47.1  
FUSE, IP, WT TRANSMISSION-MRD G4



08-P33-C101-01

G07

FIG 8-47.1  
 FUSE,IP,WT TRANSMISSION-MRD G4

Item	Part Number	Qty	Description	Kit	Var	Fig
001	MIN10	2	FUSE,10 AMP			
880		RF	NOTE: ASM BELOW COMPRISED OF ABOVE COMPONENTS			
881	3819878F91	RF	FUSE,IP,WT TRANSMISSION-MRD G4			



FIG 8-48  
NOT WITH ENTERTAINMENT RADIO OR RADIO ACCOMMODATIO

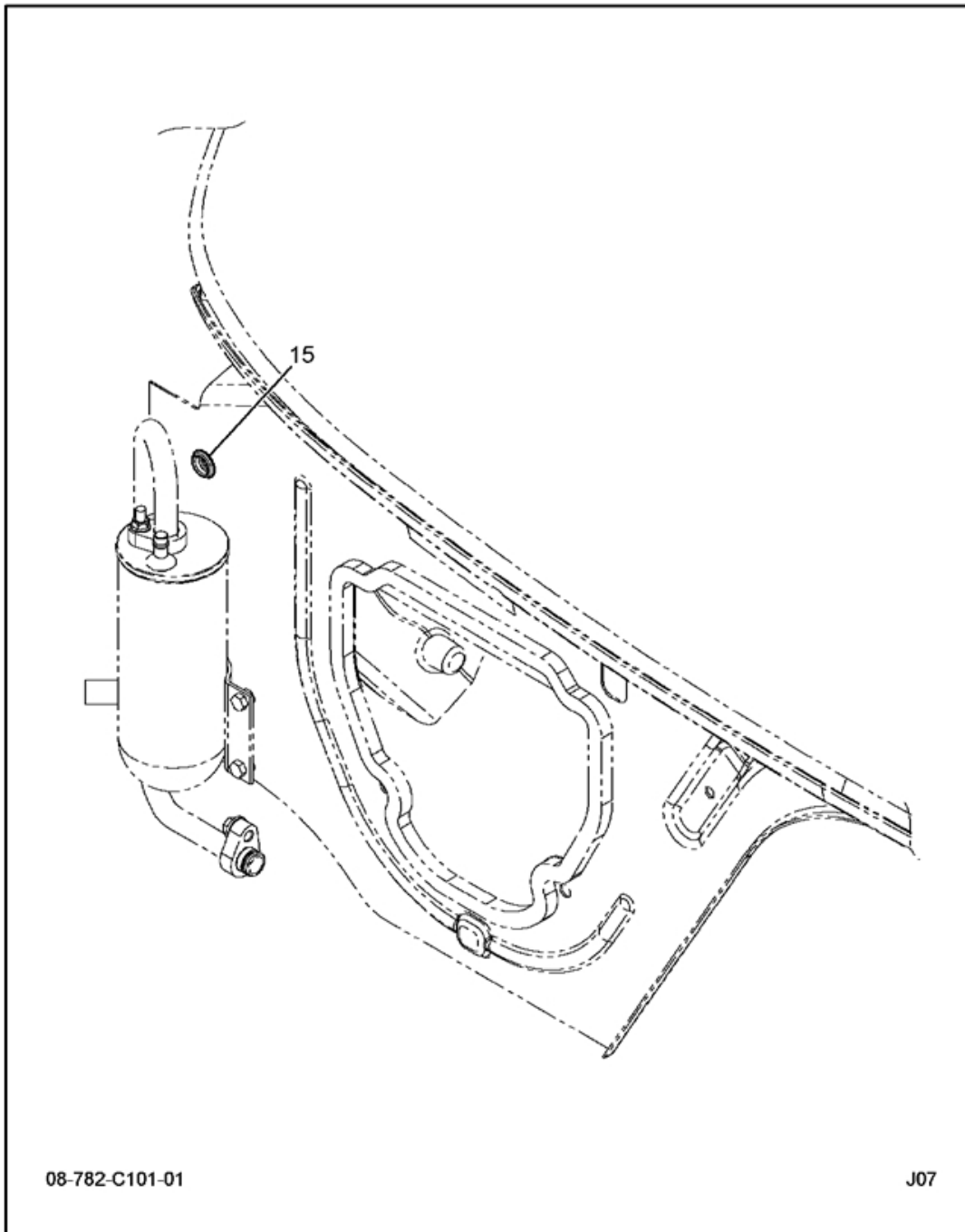


FIG 8-48  
 NOT WITH ENTERTAINMENT RADIO OR RADIO ACCOMMODATIO

Item	Part Number	Qty	Description	Kit	Var	Fig
015	3565069C1	1	PLUG,BUTTON 18MM DIA PLASTIC		0J4SD	

FIG 8-49

REAR CHASSIS HARNESS, NON-COMMERCIAL FLAT BACK COWL VEHICLE

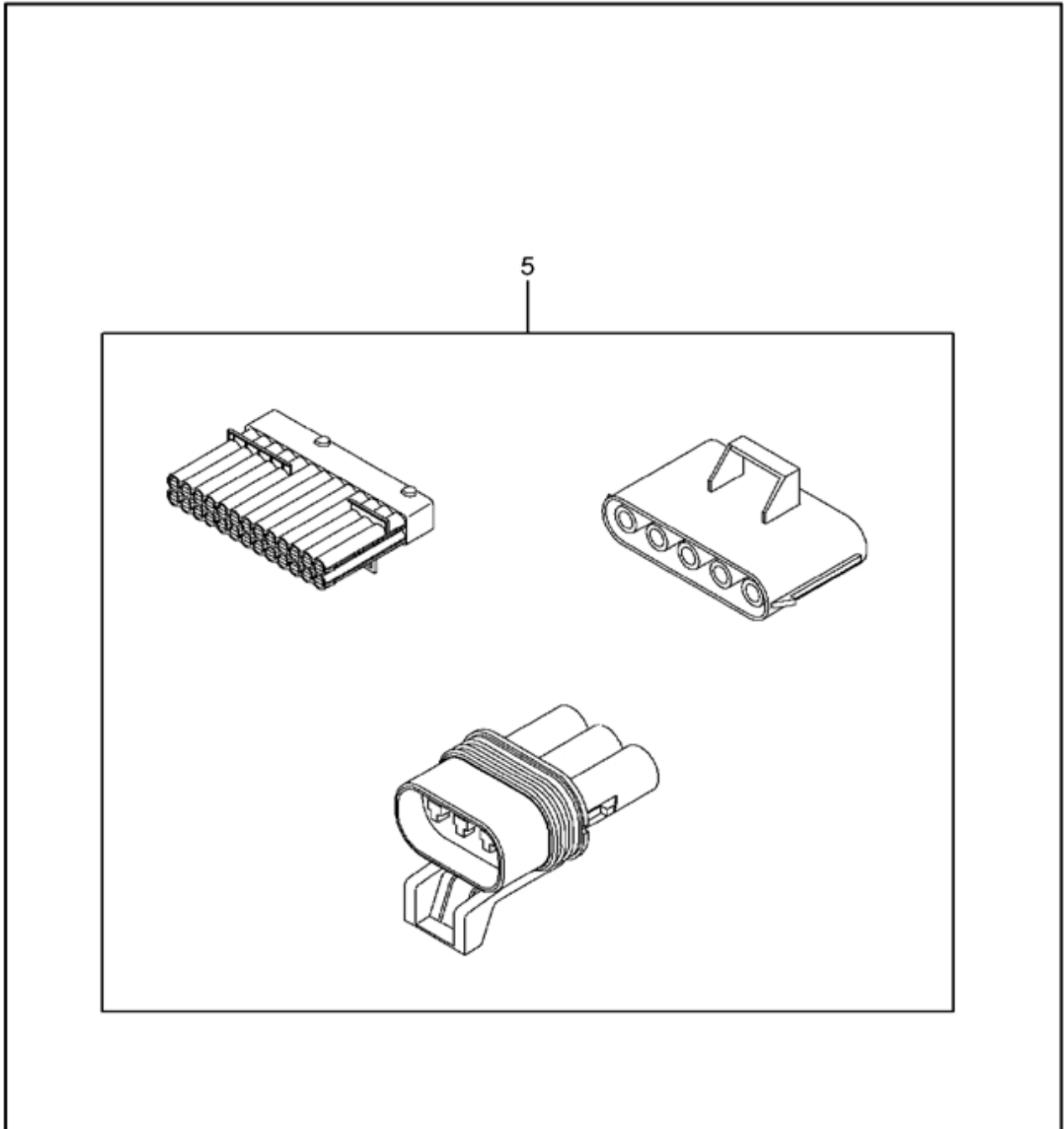


FIG 8-49

REAR CHASSIS HARNESS, NON-COMMERCIAL FLAT BACK COWL VEHICLE

Item	Part Number	Qty	Description	Kit	Var	Fig
005	3820964C91	1	HARNESS,CHASSIS*		ORPWH	

FIG 8-50  
SOLENOID MTG, AIR ACCESSORY

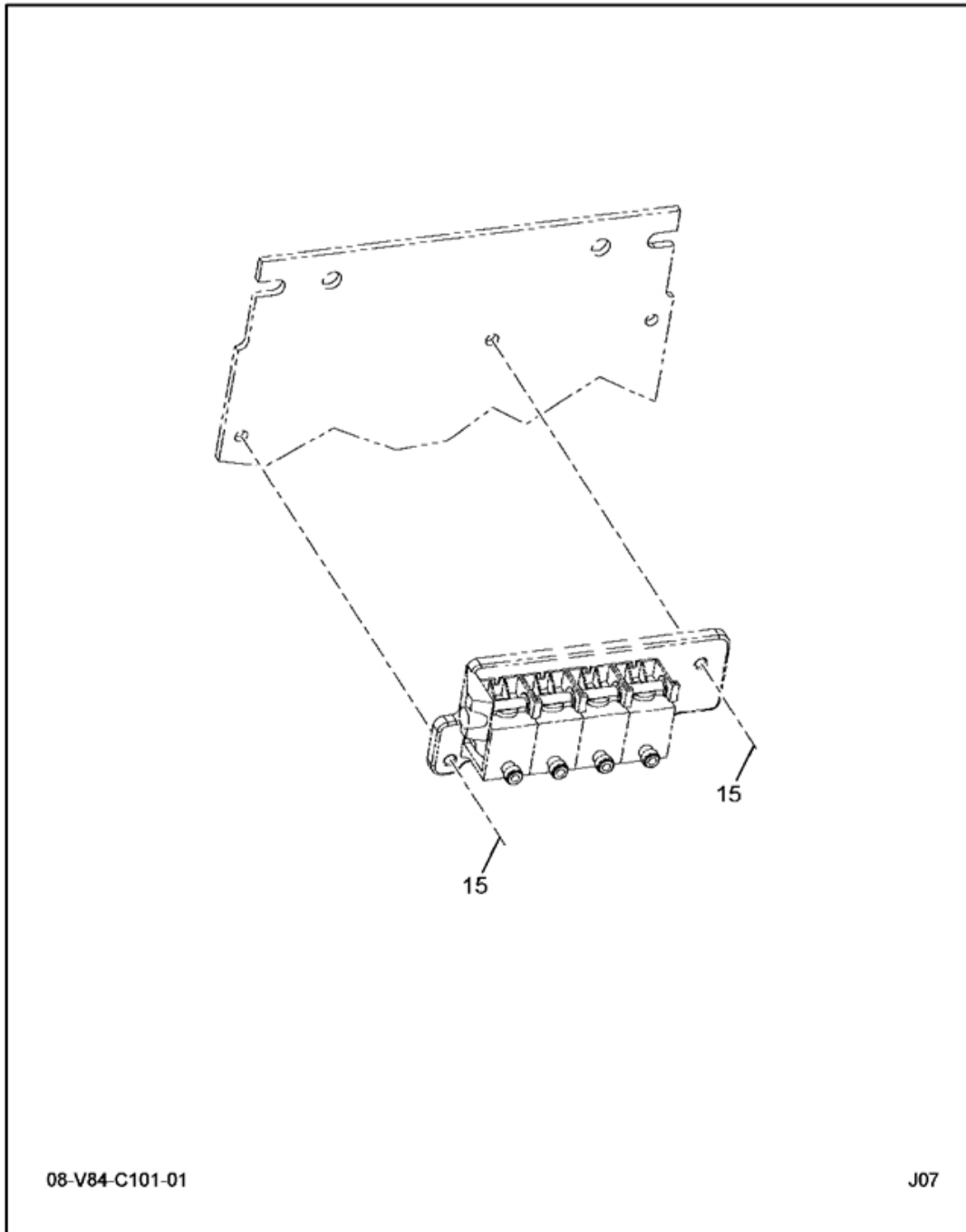
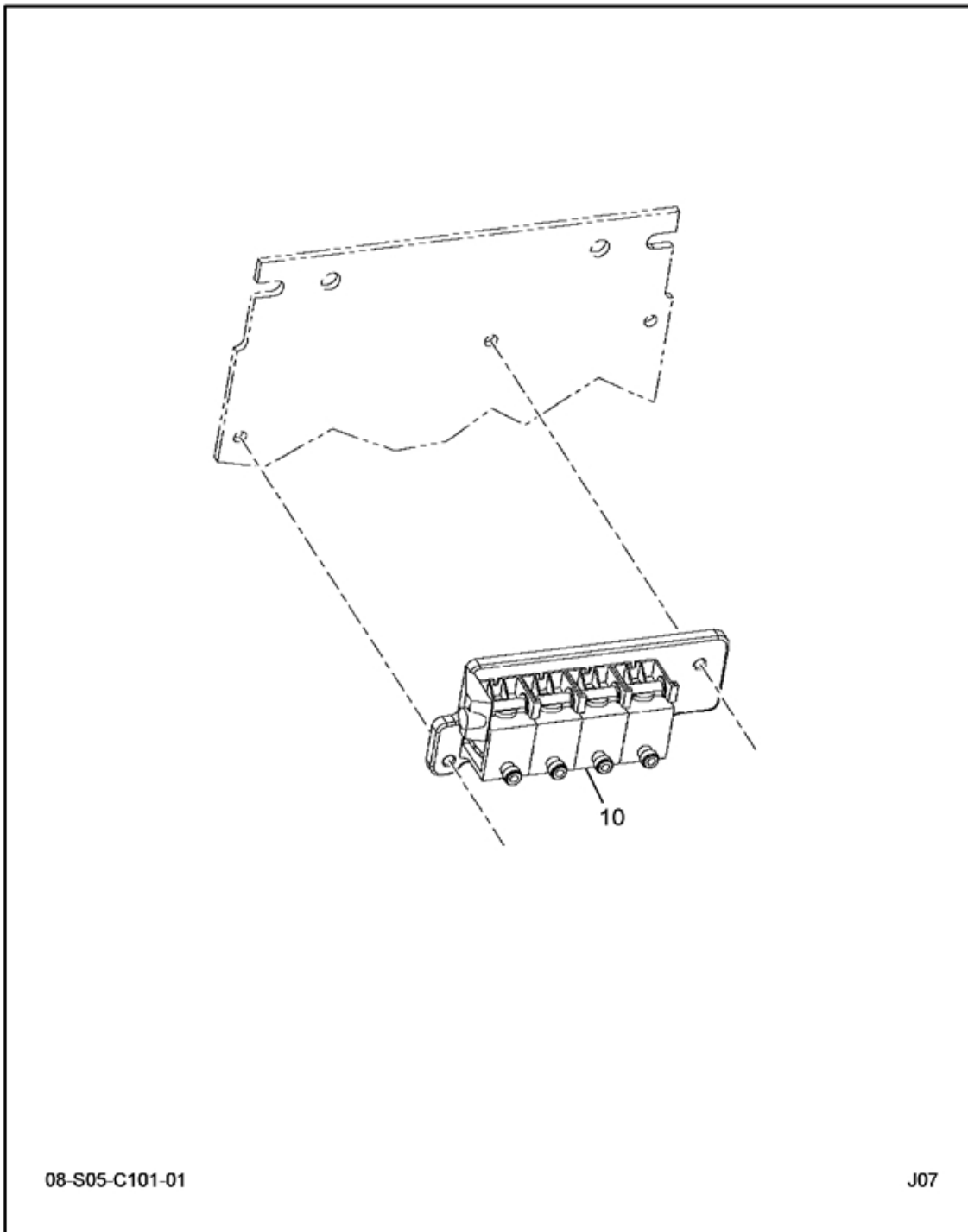


FIG 8-50  
SOLENOID MTG, AIR ACCESSORY

Item	Part Number	Qty	Description	Kit	Var	Fig
015	31057R1	2	BOLT, M8 X 40 PHC CL 8.8 FLG/H		0HVZC	
	40066R1	2	NUT, M8 - HF LOCK		0HVZC	

FIG 8-51  
SOLENOID VALVE INSTL



08-S05-C101-01

J07

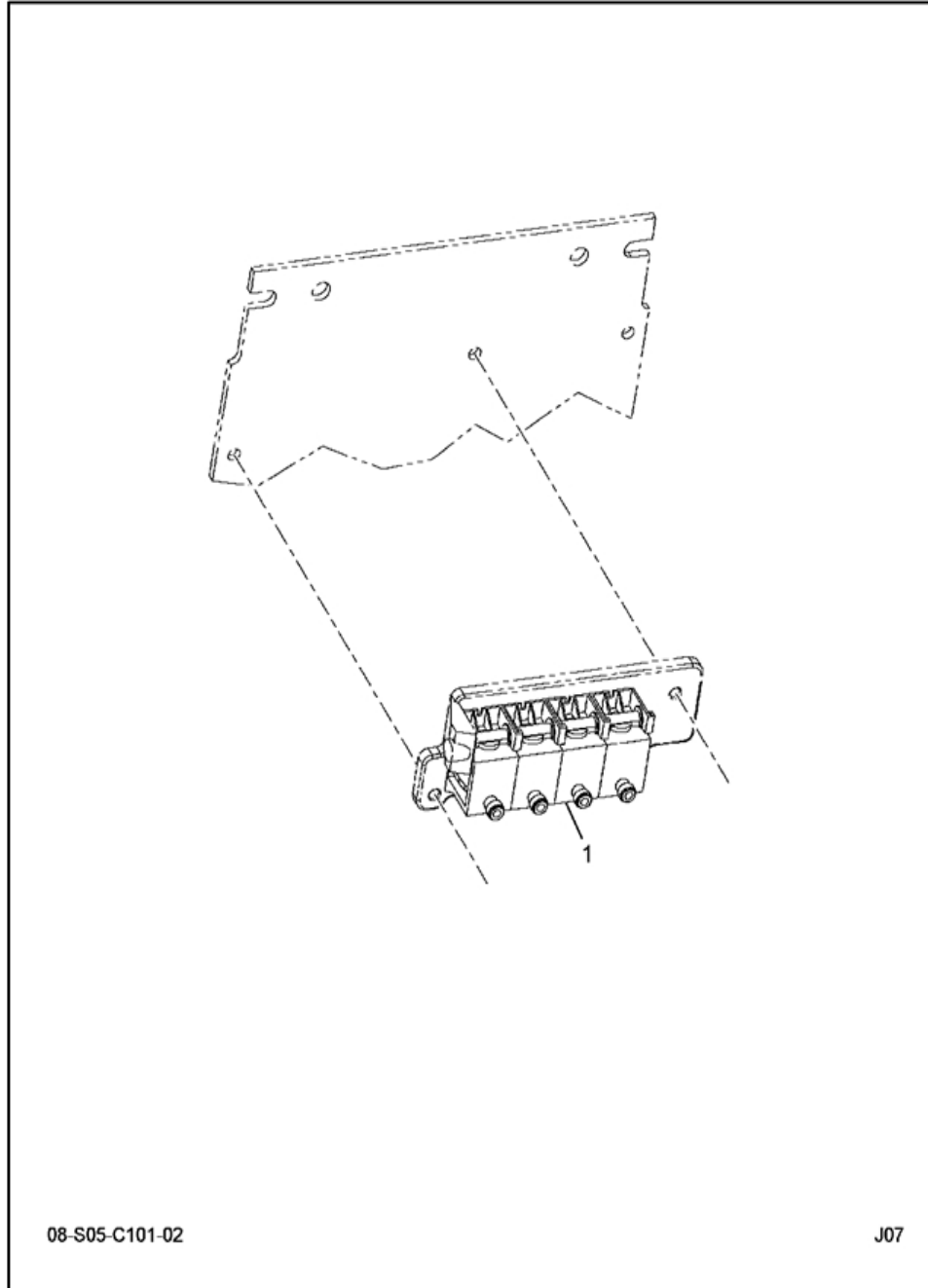
FIG 8-51  
SOLENOID VALVE INSTL

Item	Part Number	Qty	Description	Kit	Var	Fig
010	3583395F91	1	MM BRAKE*TRANSFER CASE CONTROL		0JDCR	3583395F91



FIG 8-51.1

MM BRAKE\*TRANSFER CASE CONTROL



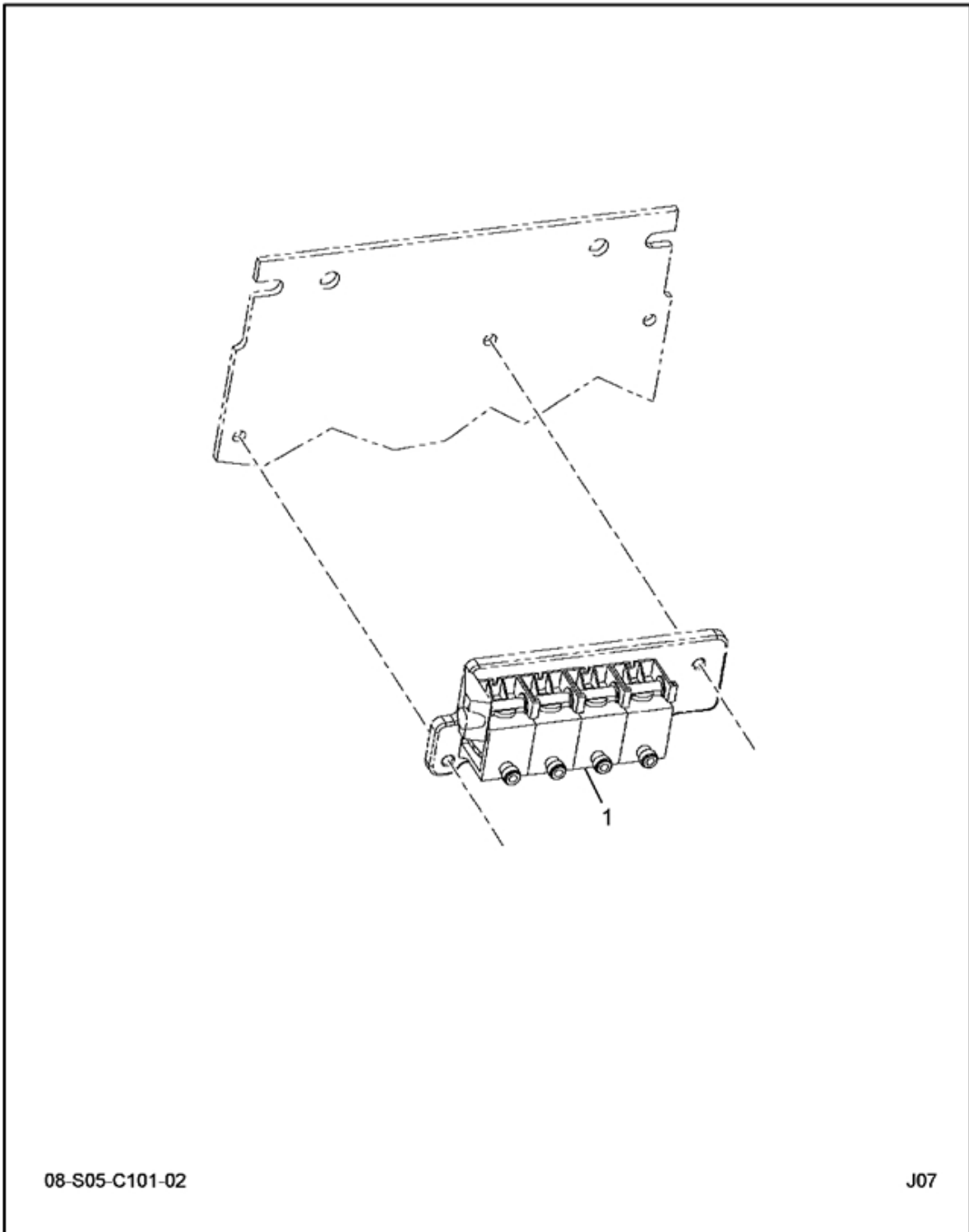
08-S05-C101-02

J07

FIG 8-51.1  
MM BRAKE\*TRANSFER CASE CONTROL

Item	Part Number	Qty	Description	Kit	Var	Fig
001	3576680C1	4	VALVE,SOLENOID*AIR SUSPENSION			3576680C1
		RF	SCREW,#6 X 1/2 PNHD ZINC			
		RF	RING,O			
880		RF	NOTE: ASM BELOW COMPRISED OF ABOVE COMPONENTS			
881	3583395F91	RF	MM BRAKE*TRANSFER CASE CONTROL			

FIG 8-51.2  
VALVE, SOLENOID\*AIR SUSPENSION



08-S05-C101-02

J07

FIG 8-51.2  
VALVE, SOLENOID\*AIR SUSPENSION

Item	Part Number	Qty	Description	Kit	Var	Fig
001		1	VALVE, SOLENOID*AIR SUSPENSION			
		RF	SCREW, #6 X 1/2 PNHD ZINC			
		RF	RING, O			
880		RF	NOTE: ASM BELOW COMPRISED OF ABOVE COMPONENTS			
881	3576680C1	RF	VALVE, SOLENOID*AIR SUSPENSION			

FIG 8-52  
STOP, TAIL & TURN LIGHT WIRING N/PTC

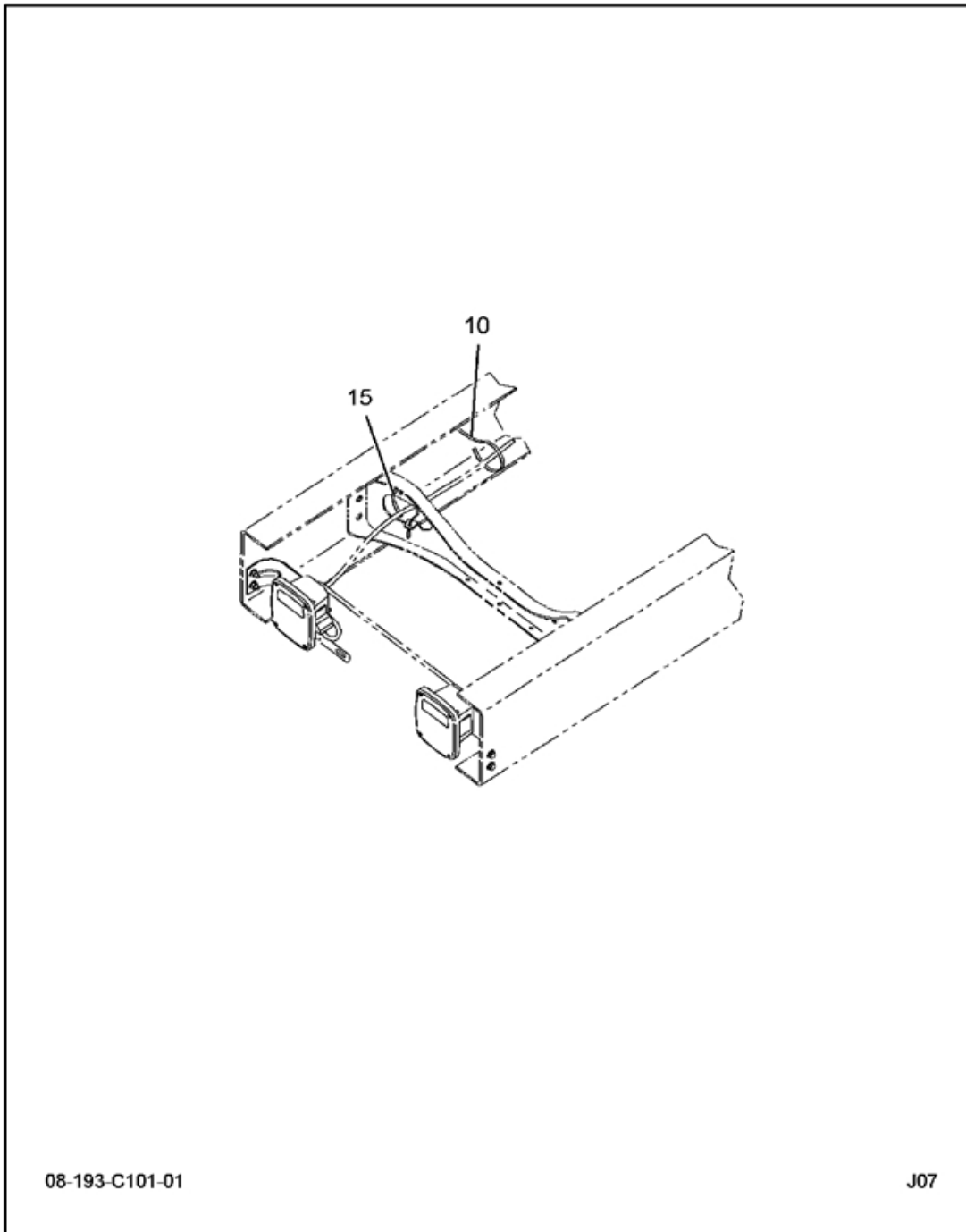
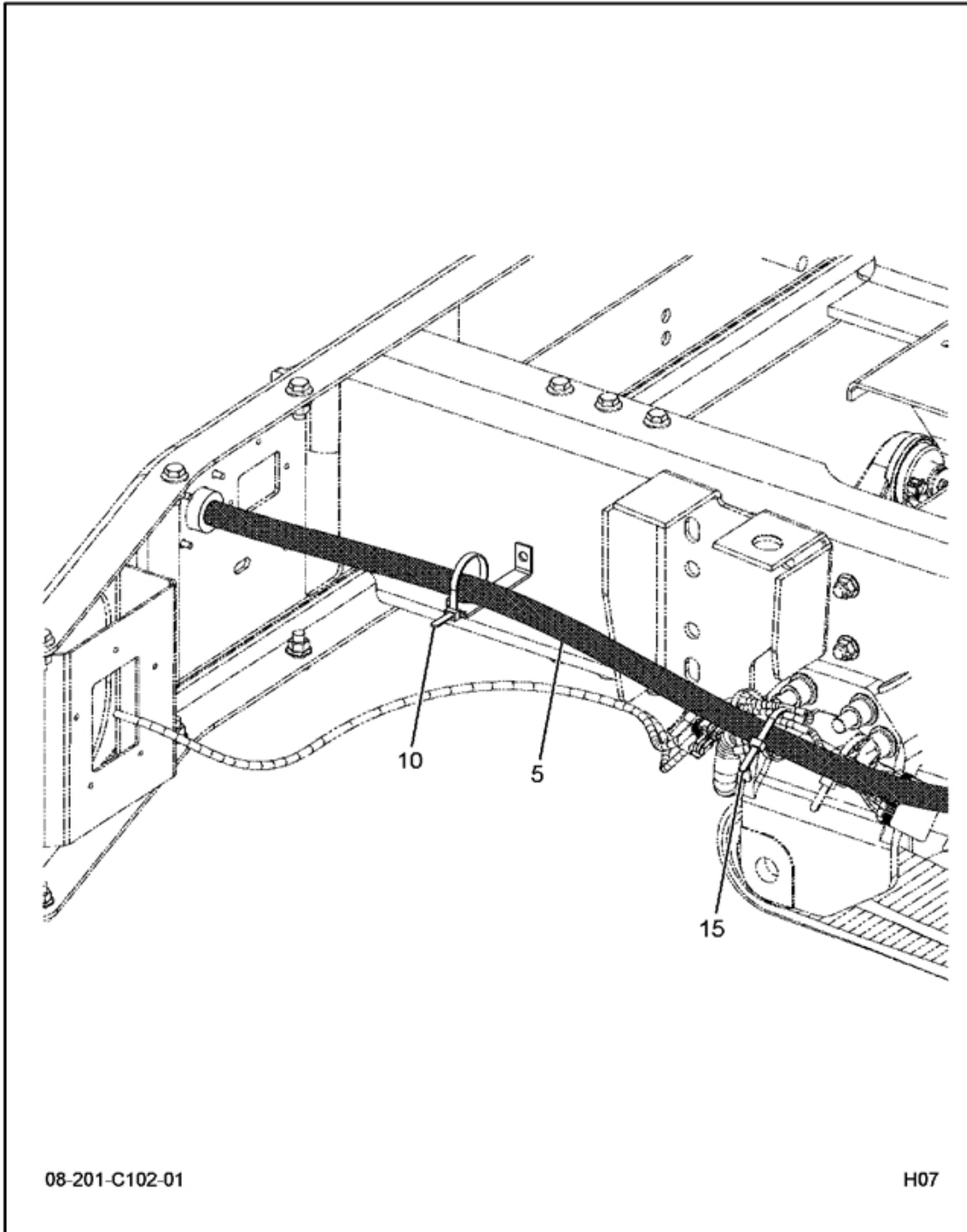


FIG 8-52  
 STOP, TAIL & TURN LIGHT WIRING N/PTC

Item	Part Number	Qty	Description	Kit	Var	Fig
010	3544557C1	1	STRAP,CABLE LOCK*382MM	BUTTON	0MB7Z	
	3544557C1	1	STRAP,CABLE LOCK*382MM	BUTTON	0HGZK	
015	289862C1	2	STRAP		0HGZK	

FIG 8-53  
TRAILER SOCKET



08-201-C102-01

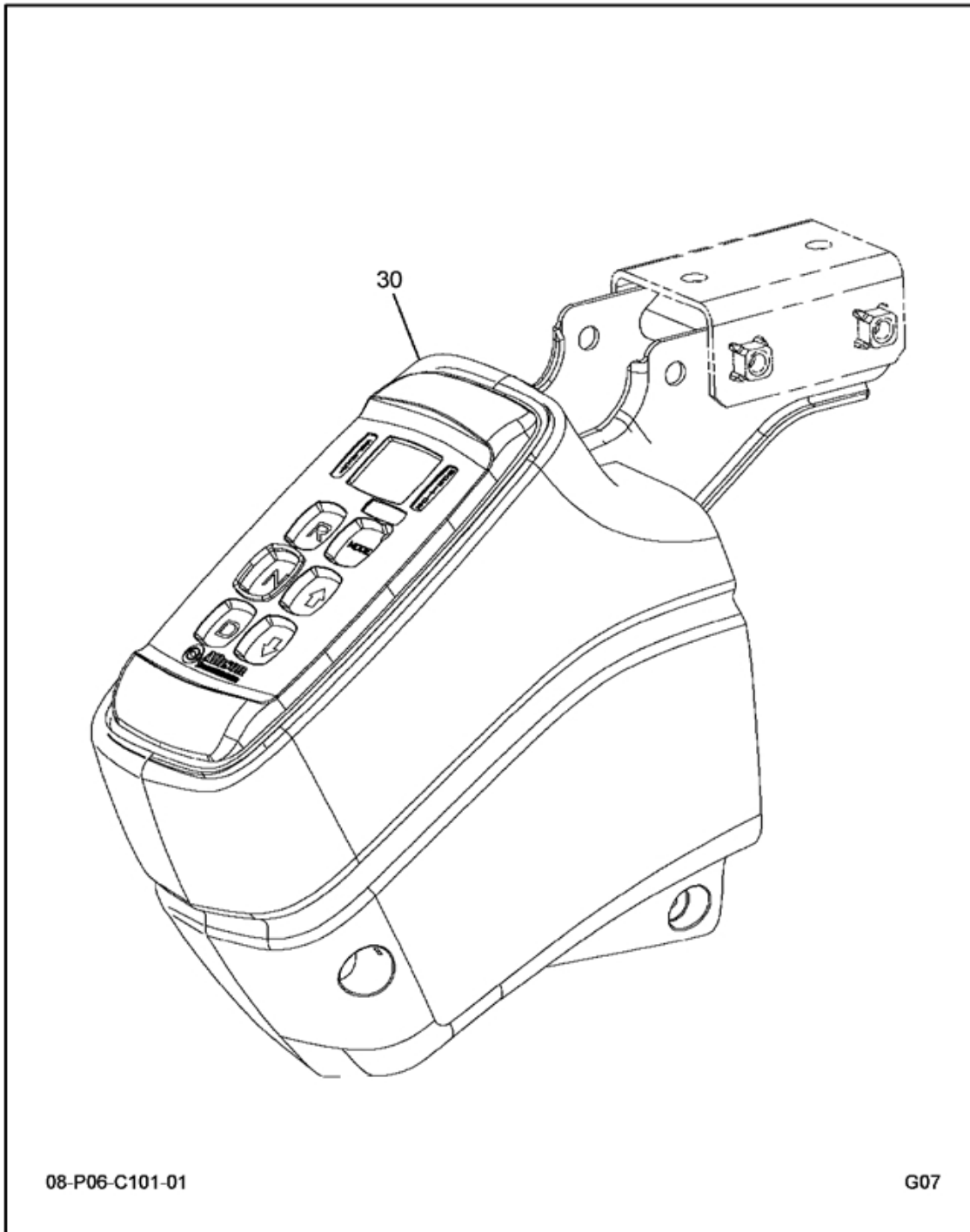
H07

FIG 8-53  
TRAILER SOCKET

Item	Part Number	Qty	Description	Kit	Var	Fig
005	3673938C91	1	HARNESS, FRONT TRAILER SOCKET		ORMQ1	
010	2041341C1	1	STANDOFF, STRAP		ORMQ1	
	25483R1	1	BOLT, 1/4 X 1 PHC TYPE 8		ORMQ1	
	30754R1	1	NUT, LOCK OR HEX SPECIAL*PREVAI		ORMQ1	
	30849R2	1	BOLT, HEX FLG HD METRIC		ORMQ1	
	1687821C1	1	EXTENSION, CLIP		ORMQ1	
	25519R1	1	NUT, 1/4 NC TYPE 8		ORMQ1	
	120380	1	WASHER LOCK 1/4", REG, STL/ZNC		ORMQ1	
	306132C1	1	TIE, PLASTIC		ORMQ1	
015	306132C1	4	TIE, PLASTIC		ORMQ1	



FIG 8-54  
TRANSMISSION CONTROLS



08-P06-C101-01

G07

FIG 8-54  
TRANSMISSION CONTROLS

Item	Part Number	Qty	Description	Kit	Var	Fig
030	3608939F91	1	MM,DRVR CNTRL AUTO GEN 4 P/BTN		0RJH3	3608939F91

FIG 8-54.1  
MM,DRVR CNTRL AUTO GEN 4 P/BTN

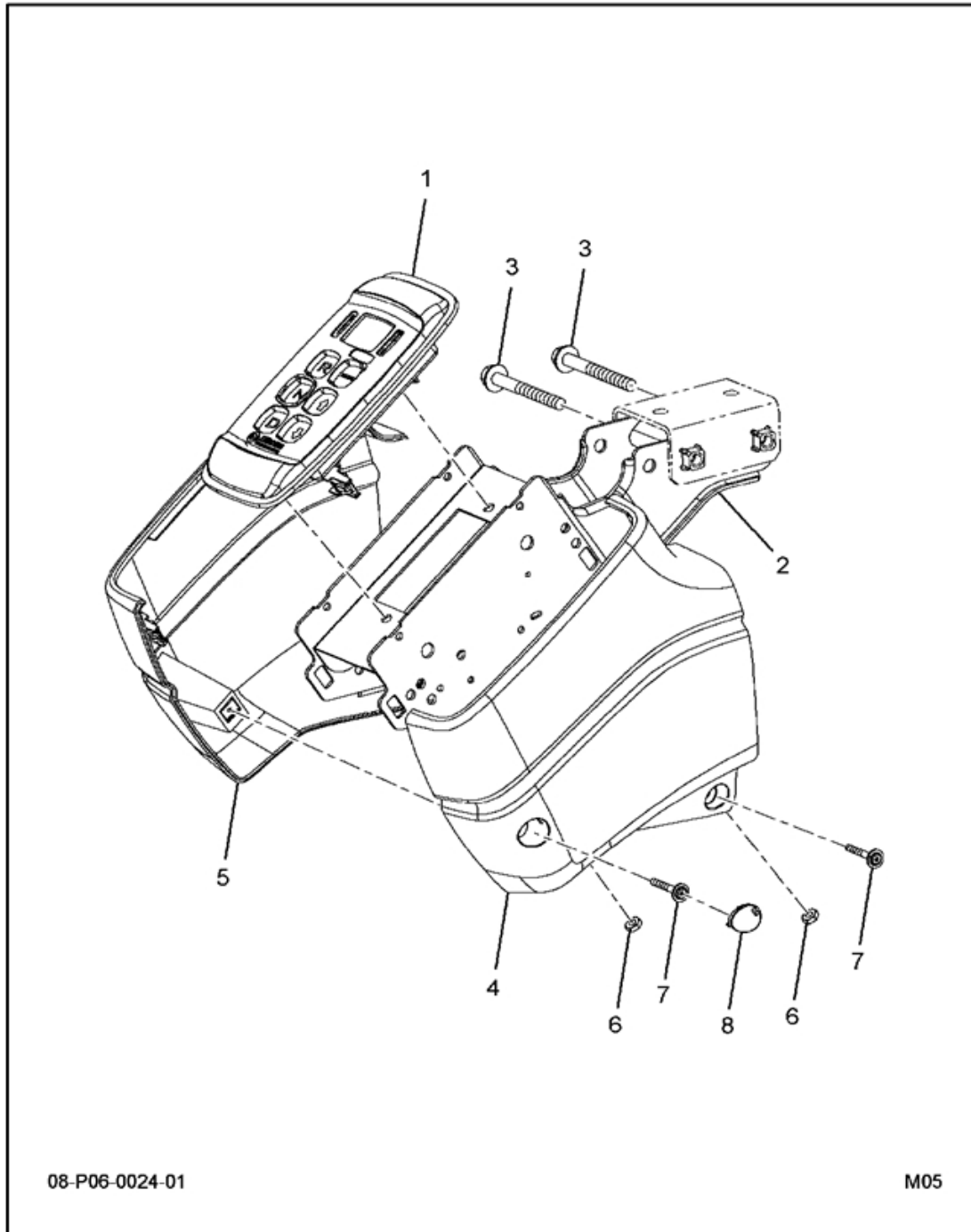


FIG 8-54.1  
MM,DRVR CNTRL AUTO GEN 4 P/BTN

Item	Part Number	Qty	Description	Kit	Var	Fig
001	3609020C1	1	CONTROL, A/T MAIN			
002	3609091C1	1	CONTROL,A/T MAIN, I6 & V8 FRAM			
003	31060R1	2	BOLT, M8 X 70 PHC CL 8.8 FLG/H			
004	3546412C1	1	PANEL, RIGHT HAND AUTO SHIFT CONTROL			
		RF	RIGHT			
005	3546411C1	1	PANEL, LEFT HAND AUTO SHIFT CONTROL			3546411C1
		RF	LEFT			
006	120614	2	NUT, NO. 10-NF MACH SCREW TYPE			
007	3545857C1	2	SCREW,TAPPING M4.2 X 1.4 - 30M			
008	3561111C1	1	COVER,SCREW SHROUD			
880		RF	NOTE: ASM BELOW COMPRISED OF ABOVE COMPONENTS			
881	3608939F91	RF	MM,DRVR CNTRL AUTO GEN 4 P/BTN			

FIG 8-54.2  
PANEL, AUTOMATIC SHIFT CONTROL LEFT HAND

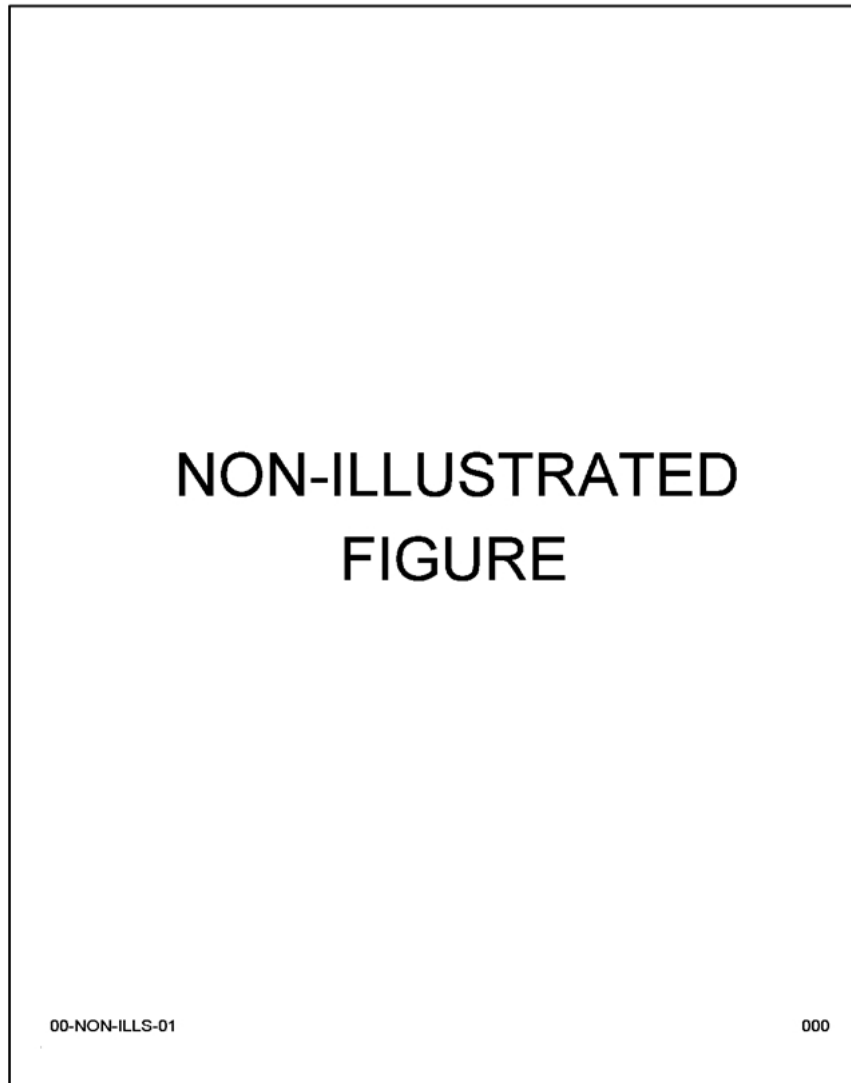


FIG 8-54.2  
 PANEL, AUTOMATIC SHIFT CONTROL LEFT HAND

Item	Part Number	Qty	Description	Kit	Var	Fig
001	2507101C1	AR	FASTENER, TRIM SHIFT HOUSING			
880		RF	NOTE: ASM BELOW COMPRISED OF ABOVE COMPONENTS			
881	3546411C1	RF	PANEL, AUTOMATIC SHIFT CONTROL LEFT HAND			

FIG 8-55  
TURN SIGNAL SWITCH WIRING INSTL

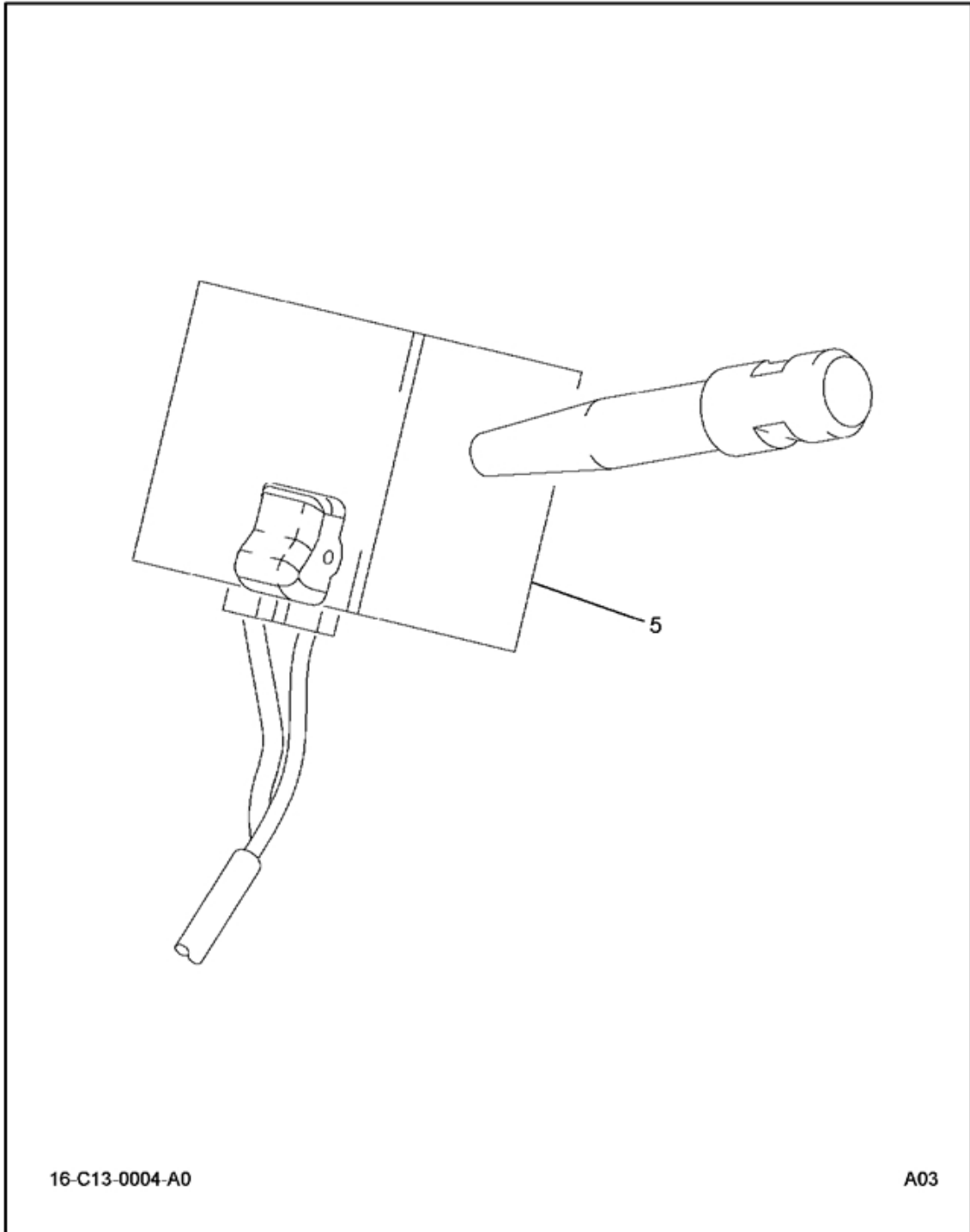


FIG 8-55  
TURN SIGNAL SWITCH WIRING INSTL

Item	Part Number	Qty	Description	Kit	Var	Fig
005	3554195F94	1	MM,DCM HARNESS W/AIR BRAKES		06WGL	3554195F94



FIG 8-55.1  
MM,DCM HARNESS W/AIR BRAKES

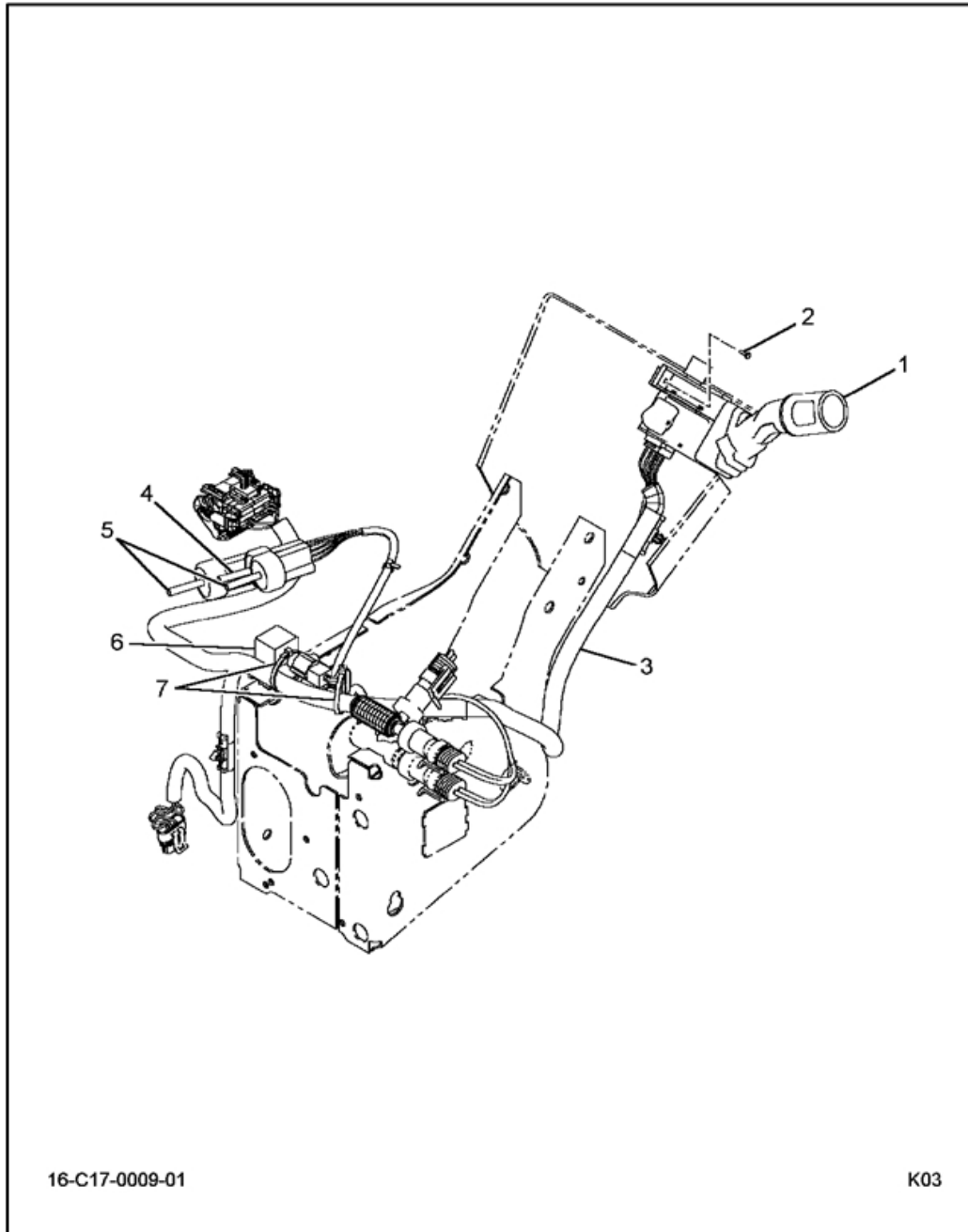


FIG 8-55.1  
MM,DCM HARNESS W/AIR BRAKES

Item	Part Number	Qty	Description	Kit	Var	Fig
001	2585904C91	1	SWITCH,TURN SIGNAL W/WIPE CTRL			
002		RF	SCREW, PAN HEAD, PLASTITE #8 X 1/2"			
003	3554122C92	1	HARNESS,ELECT, BASE CAB, HARNE			
004	2507927C1	1	SWITCH, PRESSURE PARK BRAKE			
005		2	TRANSDUCER,AIR PRES GAUGE	A		
006	1807253C1	1	GAUGE,SENSOR BAROMETRIC AIR			
007		2	CABLE,STRAP LOCK 8" BLACK			
800		RF	NOTE: THE FOLLOWING PARTS ARE NON-ILLUSTRATED			
801	2505669C91	2	KIT, AIR PRESSURE GAUGE TRANSDUCER			2505669C91
		RF	(CONSISTS OF PARTS DENOTED BY A)			
880		RF	NOTE: ASM BELOW COMPRISED OF ABOVE COMPONENTS			
881	3554195F94	RF	MM,DCM HARNESS W/AIR BRAKES			

FIG 8-55.2  
KIT, AIR PRESSURE GAUGE TRANSDUCER

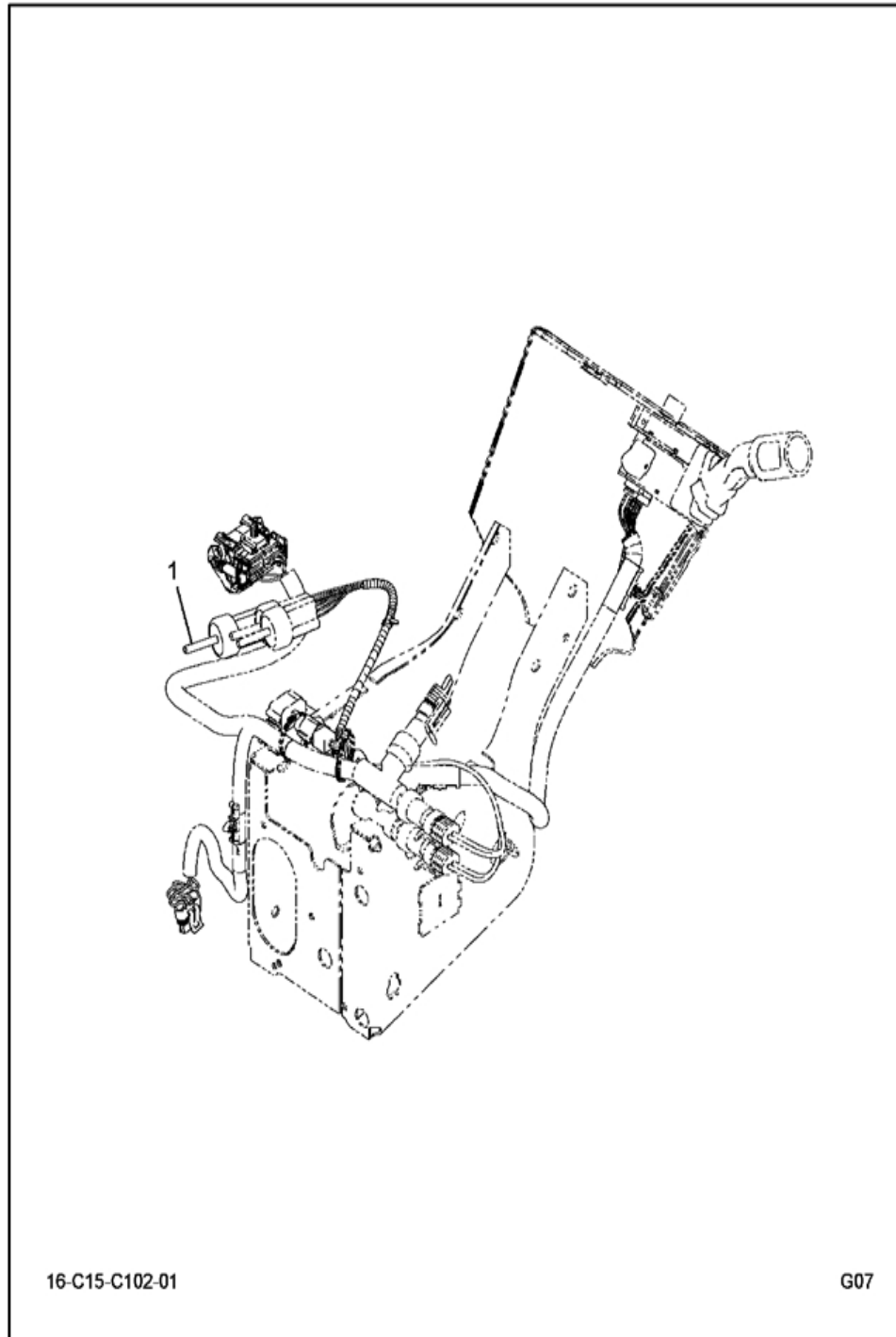
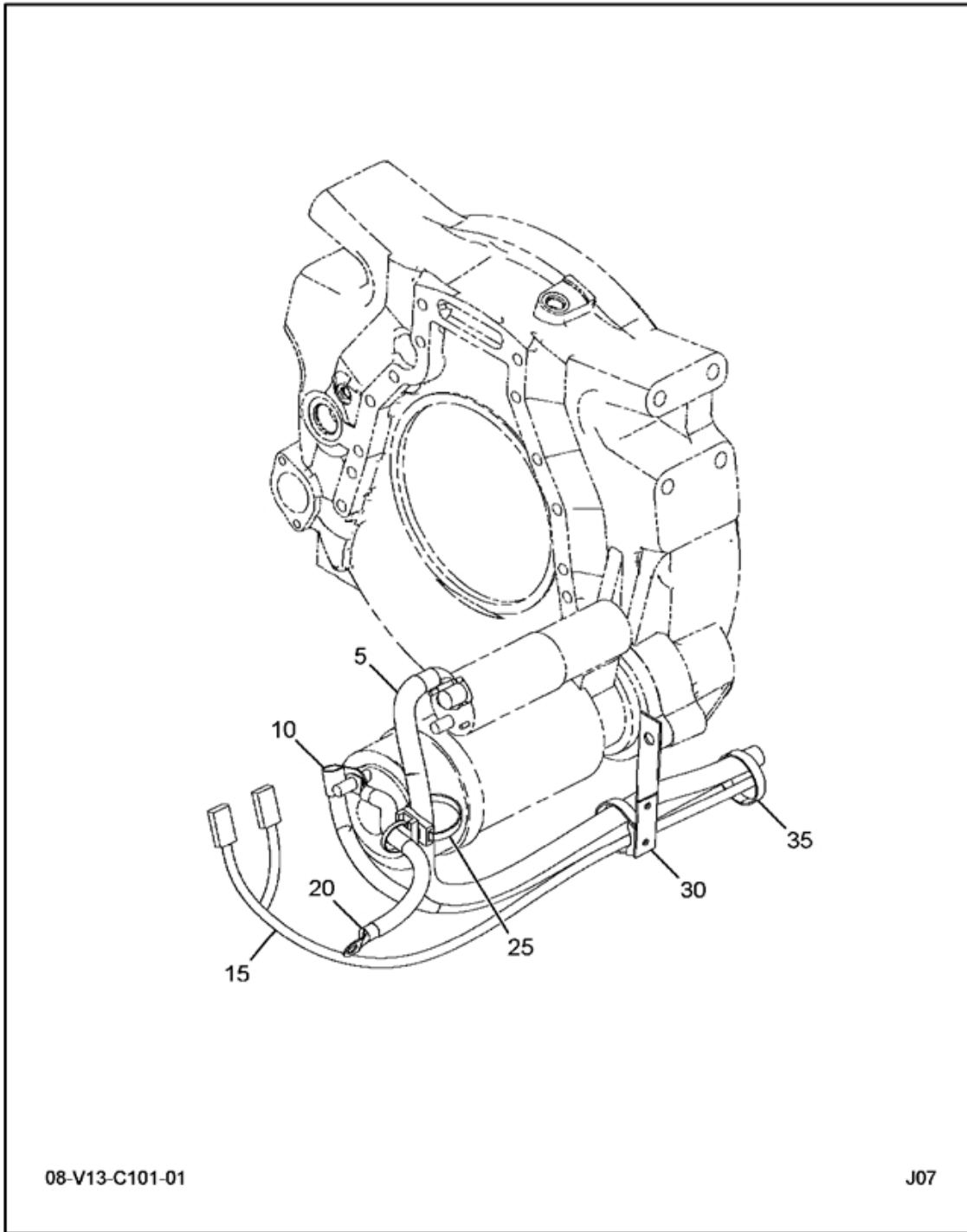


FIG 8-55.2  
 KIT, AIR PRESSURE GAUGE TRANSDUCER

Item	Part Number	Qty	Description	Kit	Var	Fig
001		1	TRANSDUCER, AIR PRESSURE GAUGE			
880		RF	NOTE: ASM BELOW COMPRISED OF ABOVE COMPONENTS			
881	2505669C91	RF	KIT, AIR PRESSURE GAUGE TRANSDUCER			

FIG 8-56  
W/RIGHT SIDE MOUNTED UNDERCAB BATTERY BOX



08-V13-C101-01

J07

FIG 8-56  
W/RIGHT SIDE MOUNTED UNDERCAB BATTERY BOX

Item	Part Number	Qty	Description	Kit	Var	Fig
005	R4XC831310	1	CABLE, POSITIVE		ORM14	
010	K4X6411290	1	CABLE, NEGATIVE CABLE		ORM14	
015	3673790C92	1	CABLE,ASM, CLEAN POWER FEED, 2		ORM14	
020	120382	1	LOCKWASER		ORM14	
	25553R1	1	WASHER,FLAT, 3/8 INCH		ORM14	
	433972C1	1	NUT, 3/8"		ORM14	
	K2X2201036	1	CABLE,BATTERY, 2 GUAGE WHITE		ORM14	
	433971C1	1	BOLT,SPECIAL		ORM14	
025	3516934C1	1	STRAP,CABLE LOCK 1/2" X 20"		ORM14	
	3554554C1	1	HOSE SEPARATOR		ORM14	
030	3535174C1	1	EXTENSION,CLIP*90 DEG TWIST		ORM14	
	120380	1	WASHER LOCK 1/4",REG,STL/ZNC		ORM14	
	25483R1	1	BOLT, 1/4 X 1 PHC TYPE 8		ORM14	
	2041341C1	1	STANDOFF, STRAP		ORM14	
	25519R1	1	NUT,1/4 NC TYPE 8		ORM14	
	3516934C1	2	STRAP,CABLE LOCK 1/2" X 20"		ORM14	
035	3516934C1	10	STRAP,CABLE LOCK 1/2" X 20"		ORM14	
040	25519R1	1	NUT,1/4 NC TYPE 8		ORM14	
	3516934C1	1	STRAP,CABLE LOCK 1/2" X 20"		ORM14	
	120380	1	WASHER LOCK 1/4",REG,STL/ZNC		ORM14	
	466369C1	1	EXTENSION,CLIP		ORM14	
	2041341C1	1	STANDOFF, STRAP		ORM14	
045	3516934C1	1	STRAP,CABLE LOCK 1/2" X 20"		ORM14	
	25483R1	1	BOLT, 1/4 X 1 PHC TYPE 8		ORM14	
	2041341C1	1	STANDOFF, STRAP		ORM14	
	120380	1	WASHER LOCK 1/4",REG,STL/ZNC		ORM14	
	466369C1	1	EXTENSION,CLIP		ORM14	
050	3554554C1	1	HOSE SEPARATOR		ORM14	
055	432736C2	1	EXTENSION,CLIP		ORM14	
	30849R2	1	BOLT,HEX FLG HD METRIC		ORM14	
	25483R1	1	BOLT, 1/4 X 1 PHC TYPE 8		ORM14	
	2041341C1	1	STANDOFF, STRAP		ORM14	
	30754R1	1	NUT,LOCK OR HEX SPECIAL*PREVAI		ORM14	
	120380	1	WASHER LOCK 1/4",REG,STL/ZNC		ORM14	
	25519R1	1	NUT,1/4 NC TYPE 8		ORM14	
060	30849R2	1	BOLT,HEX FLG HD METRIC		ORM14	
	30754R1	1	NUT,LOCK OR HEX SPECIAL*PREVAI		ORM14	
	2041341C1	1	STANDOFF, STRAP		ORM14	
	25483R1	1	BOLT, 1/4 X 1 PHC TYPE 8		ORM14	
	120380	1	WASHER LOCK 1/4",REG,STL/ZNC		ORM14	
	25519R1	1	NUT,1/4 NC TYPE 8		ORM14	
	795529C1	1	EXTENSION,CLIP		ORM14	
065	3516934C1	1	STRAP,CABLE LOCK 1/2" X 20"		ORM14	
	25483R1	1	BOLT, 1/4 X 1 PHC TYPE 8		ORM14	
	2041341C1	1	STANDOFF, STRAP		ORM14	
	30755R1	1	NUT,HEX M12 FLANGED		ORM14	
	120380	1	WASHER LOCK 1/4",REG,STL/ZNC		ORM14	
	30745R2	1	BOLT,M12 X 35 FLG HD		ORM14	
	318721C1	1	EXTENSION,CLIP		ORM14	

FIG 8-56  
W/RIGHT SIDE MOUNTED UNDERCAB BATTERY BOX

Item	Part Number	Qty	Description	Kit	Var	Fig
070	318721C1	1	EXTENSION,CLIP		ORM14	
	3516934C1	1	STRAP,CABLE LOCK 1/2" X 20"		ORM14	
	30755R1	1	NUT,HEX M12 FLANGED		ORM14	
	30745R2	1	BOLT,M12 X 35 FLG HD		ORM14	
	2041341C1	1	STANDOFF, STRAP		ORM14	
	25483R1	1	BOLT, 1/4 X 1 PHC TYPE 8		ORM14	
	120380	1	WASHER LOCK 1/4",REG,STL/ZNC		ORM14	
	25519R1	1	NUT,1/4 NC TYPE 8		ORM14	
115	3819831C91	4	ADAPTER,POSITIVE STUD		ORM14	
120	3819832C91	4	ADAPTER,NEGATIVE STUD		ORM14	
130	3819834C91	1	CABLE,ASM,NEG BATTERY DISCONNT		ORM14	
135	3819839C92	1	HARNESS, IP FEED		ORM14	
180	K3X6611050	1	CABLE, NEGATIVE CABLE		ORM14	
235	26310R1	1	BOLT,3/8X1 PHC P/T TYPE 8		ORM14	
	25553R1	1	WASHER,FLAT, 3/8 INCH		ORM14	
250	K3X6611090	1	CABLE, NEGATIVE CABLE		ORM14	
255	3674961C91	1	HARNESS,CHASSIS, AUX HEATER		ORM14	
ZZ1	25519R1	1	NUT,1/4 NC TYPE 8		ORM14	
	3516934C1	2	STRAP,CABLE LOCK 1/2" X 20"		ORM14	
	3516934C1	1	STRAP,CABLE LOCK 1/2" X 20"		ORM14	
	25483R1	1	BOLT, 1/4 X 1 PHC TYPE 8		ORM14	
	25519R1	1	NUT,1/4 NC TYPE 8		ORM14	
	3516934C1	1	STRAP,CABLE LOCK 1/2" X 20"		ORM14	

FIG 8-57  
W/RIGHT SIDE MOUNTED UNDERCAB BATTERY BOX

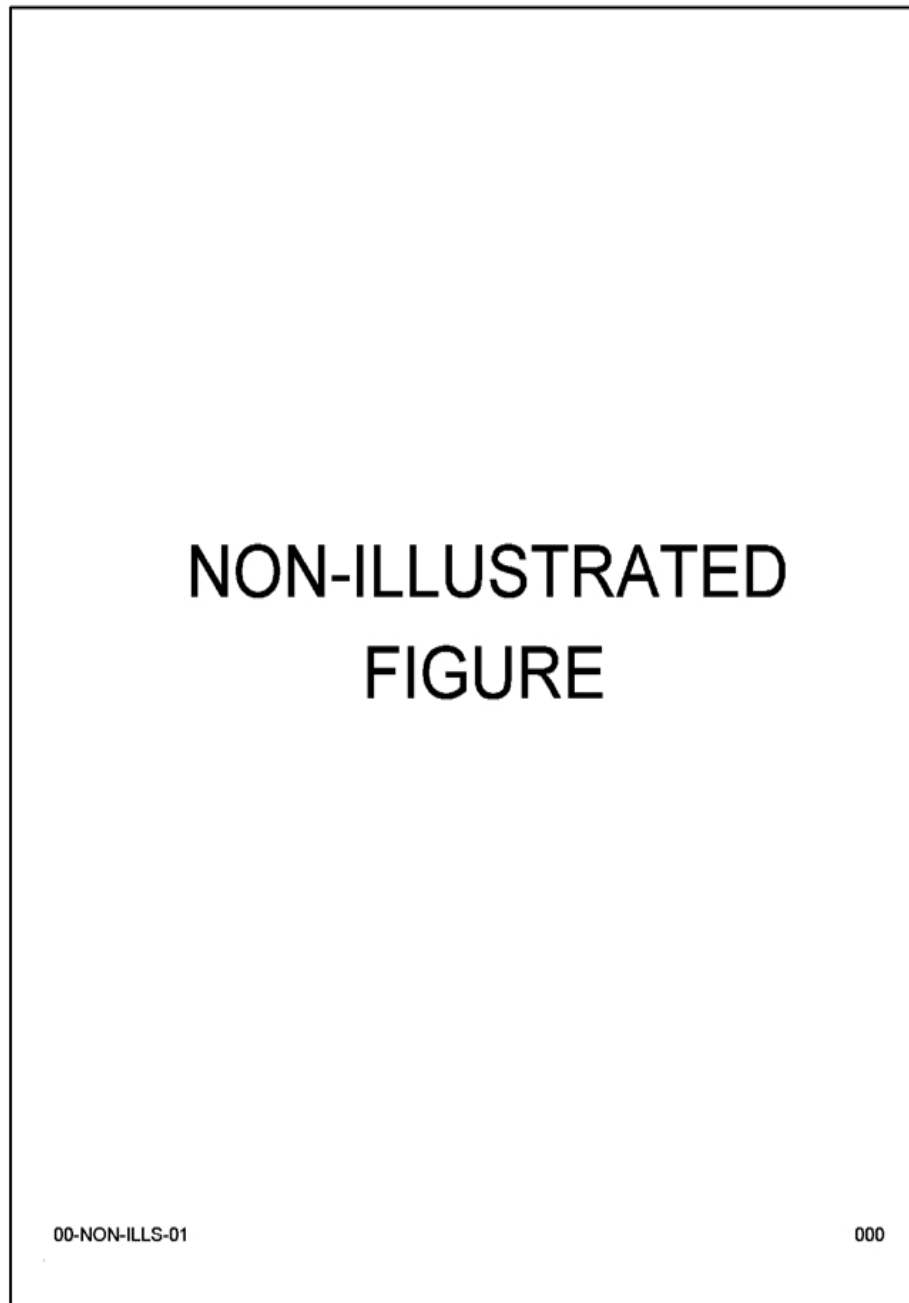




FIG 8-57  
W/RIGHT SIDE MOUNTED UNDERCAB BATTERY BOX

Item	Part Number	Qty	Description
150	R1X6631030	1	CABLE,POS,24V INTERCONNECT ORN65
155	R1X66R1030	1	CABLE, POSITIVE INTERCONNECT ORN65
160	R1X66R1030	1	CABLE, POSITIVE INTERCONNECT ORN65
165	3819666C91	1	CABLE,BATT INTERCONN,N/SEALEDORN65
170	3819651C91	1	CABLE, BATT INTERCONN N/SEALEDORN65
	3504540C1	1	FUSE,40 AMP AUTOFUSE BLADE TYPORN65

# Group 09

# Front Sheet Metal

FIG. 9-1  
HOOD ASM

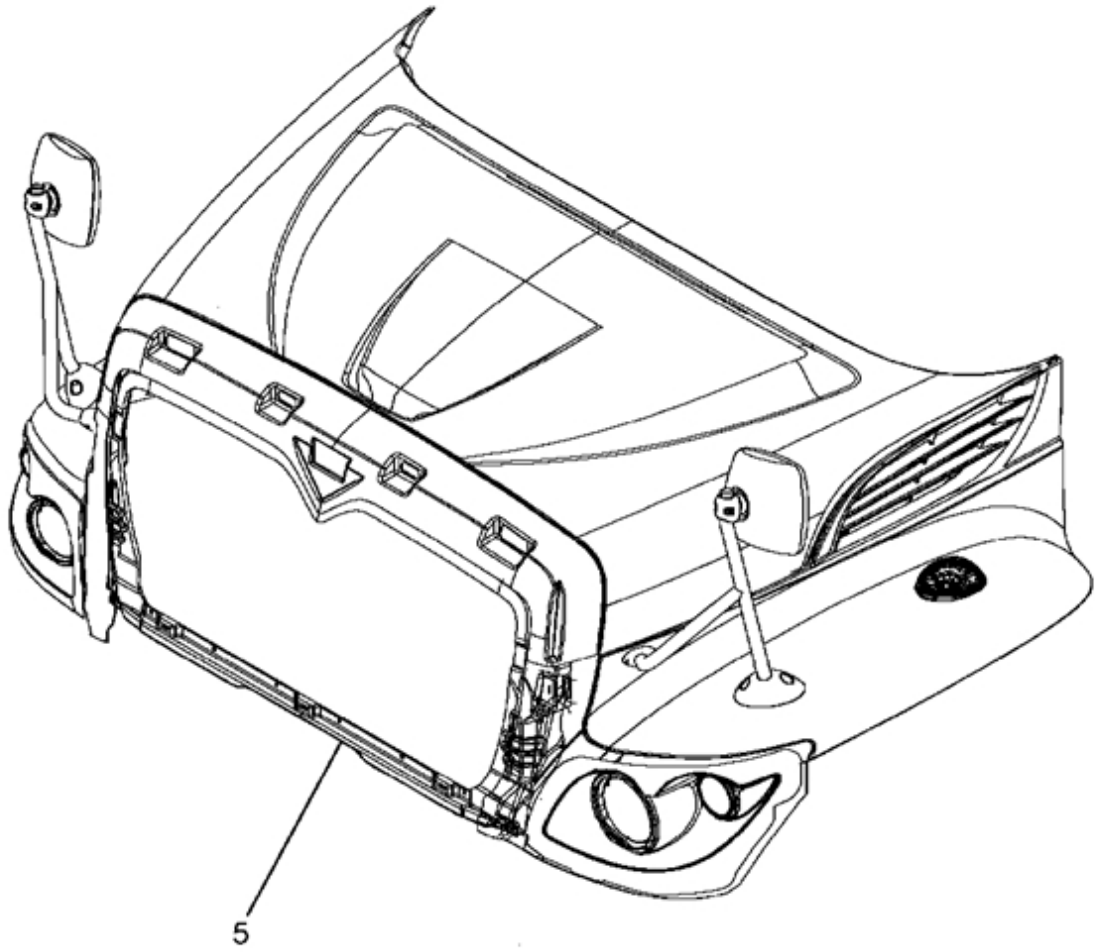


FIG 9-1  
HOOD ASM

Item	Part Number	Qty	Description
005	2596482C91L	1	HOOD, FULLY TRIMMED

FIG. 9-1.1  
HOOD, FULLY TRIMMED

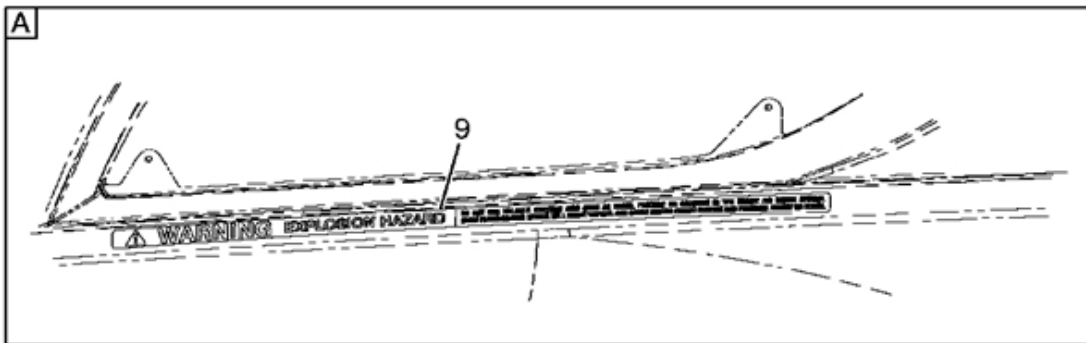
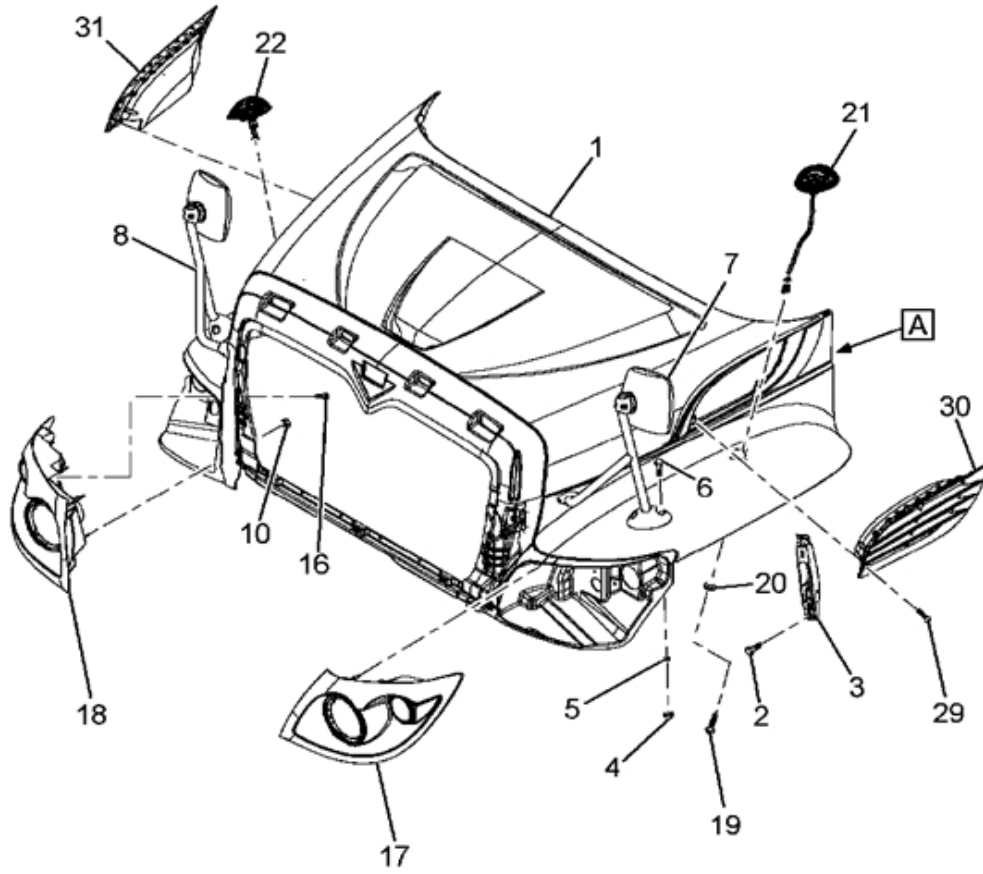
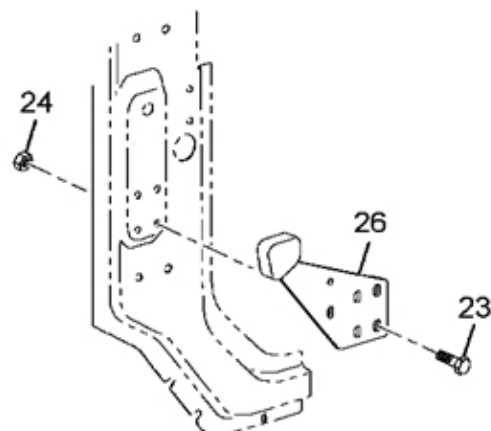
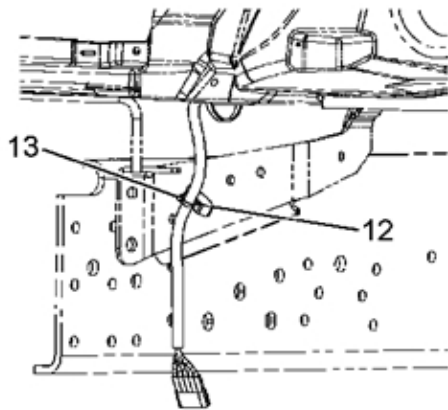
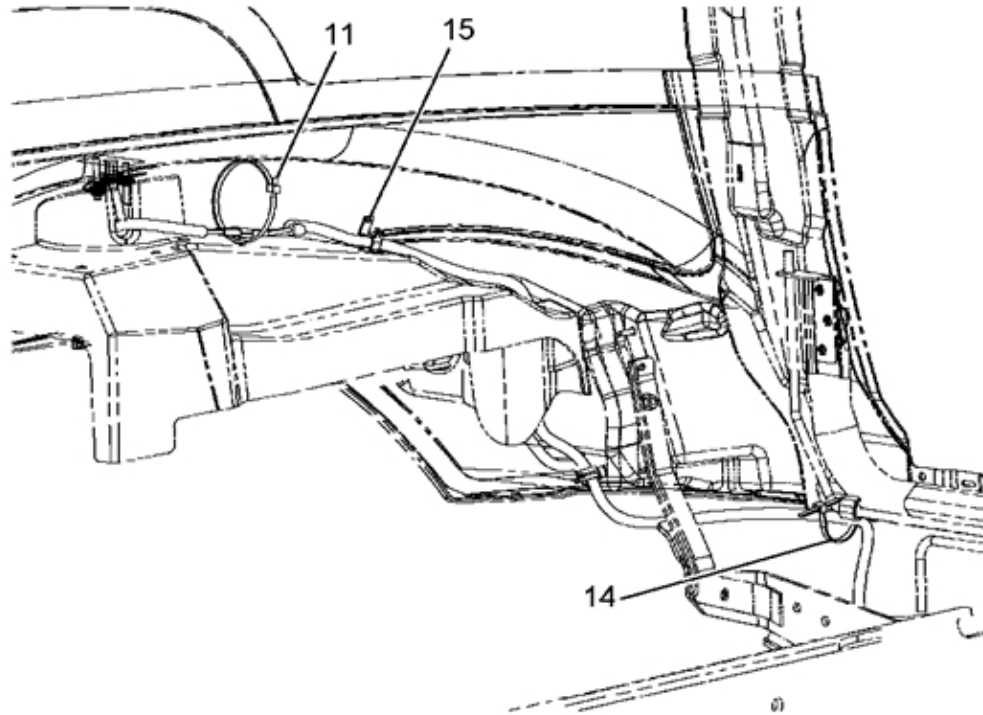


FIG. 9-1.1  
HOOD, FULLY TRIMMED



LEFT HAND SHOWN  
RIGHT HAND OPPOSITE

FIG. 9-1.1  
HOOD, FULLY TRIMMED

Item	Part Number	Qty	Description
001	3820018C91	1	HOOD, ASM, N/ACCESS HATCH W/MR
002	3566930C1	1	BOLT,SEMS ALL M8 X 1.25-35 M
003	3544924C1	1	LATCH,HOOD STRAP
004	40084R1	2	NUT,HEX LOCK*NUT, HEX LOCK M8
005	3566185C1	2	WASHER,SPECIAL LOCK OR FLAT FE
006	3588152C1	2	BOLT,SPL M8-1.25X30 T-40 SST
007	3674982C2	1	MIRROR,ASSY RR VW LH CARC
008	3674983C2	1	MIRROR,ASSY RR VW RH CARC
009	3566200C3	1	PRODUCT GRAPHIC,LABEL CAUTION*
010	3608911C1	2	NUT,, M6 KEPS W/FREE SPIN WSHR
011	3551787C91	1	STRAP,CABLE LOCK*HELLERMAN TYT
012	3536111C1	2	GUIDE,BRK HOSE & CABLE*GUIDE S
013	3544557C1	2	STRAP,CABLE LOCK*382MM BUTTON
014	306132C1	2	STRAP,CABLE LOCK
015	3530081C1	2	PLATE,TAPPING
016	40235R1	2	BOLT,HEX FLG HD METRIC*M6 X 16
017	3674972C91	1	LIGHT,HEAD, LONG LIFE SEALED B
018	3674973C91	1	LIGHT,HEAD, LONG LIFE SEALED B
019	473146C1	2	SCREW,SPECIAL HI-LOW
020	22237R1	2	WASHER,LOCK .203X.750X.054
021	3674978C91	1	LIGHT,TURN SIGNAL, SIDE MARKER
022	3674979C91	1	LIGHT,TURN SIGNAL, SIDE MARKER
023	1663979C1	2	BOLT,HH FLG 3/4NF X 4-1/4
	416734C1	2	BOLT,FLANGED HEX HD
024	416743C1	4	NUT,FLG HEX LOCK 3/4-16
026	3820432C1	2	BRACE,SPLASH SHIELD,
	3820433C2	1	BRACE,SPLASH SHIELD, ASSY,LH
	3820434C2	1	BRACE,SPLASH SHIELD, ASSY,RH
029	3565527C1	2	SCREW, *K50 X 2.24 X 16MM TORX
030	3820364C1	1	GRILLE,ASM, AIR INTAKE -RH
031	3820363C1	1	GRILLE,ASM, AIR INTAKE -LH
880		RF	NOTE: ASM BELOW COMPRISED OF ABOVE COMPONENTS
881	2596482C91L	RF	HOOD, FULLY TRIMMED

FIG. 9-1.2  
HOOD ASM, N/ACCESS HATCH

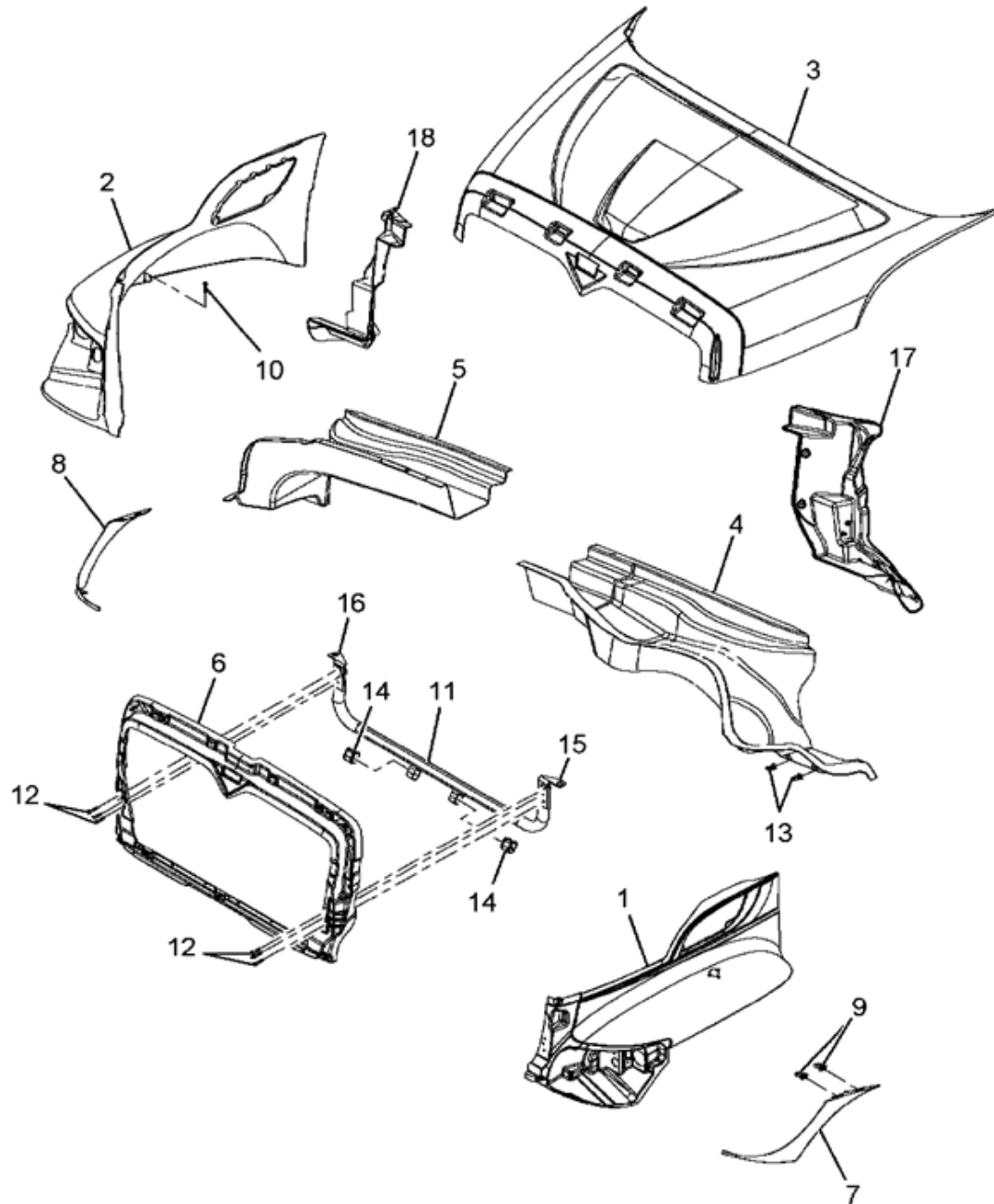




FIG. 9-1.2  
HOOD ASM, N/ACCESS HATCH

Item	Part Number	Qty	Description
001	3820020C1	1	PANEL, HOOD SIDE, LEFT
002	3820021C1	1	PANEL, HOOD SIDE, RIGHT
003	3820022C1	1	PANEL, HOOD TOP
004	3820041C1	1	PANEL, REAR REINFORCEMENT HOOD, LEFT
005	3820042C1	1	PANEL, REAR REINFORCEMENT HOOD, RIGHT
006	3613752C92	1	REINFORCEMENT ASM, HOOD FRONT
007	3613742C1	1	PANEL, FRONT FENDER SIDE, LEFT, HEADLIGHT VALANCE
008	3613743C1	1	PANEL, FRONT FENDER SIDE, RIGHT, HEADLIGHT VALANCE
009	3569643C1	6	NUT, MULTI THREAD M6
010	3571282C1	6	BOLT, PAND HEAD, M6-1.0 X 19.5 MM LONG CL9.8 TORX
011	3613741C3	1	HINGE ASM, HOOD CENTER ROD TYPE
012	30866R2	6	BOLT, HEAVY HEX FLANGE HEAD, M10 X 40MM
013	3551059C1	3	NUT, SPEED "U" M8 X 1.25 MM
014	3595353C1	2	NUT, PLATE WELD, INSULATOR MOUNTING, M6 90 X 68
015	3613733C1	1	SUPPORT ASM, HOOD, ASSIST MOUNTNG, LEFT
016	3613734C1	1	SUPPORT ASM, HOOD, ASSIST MOUNTING, RIGHT
017	3820162C91	1	REINFORCEMENT ASM, HOOD, OUTER REAR, LEFT
018	3820163C91	1	REINFORCEMENT ASM, HOOD, OUTER REAR, RIGHT
880		RF	NOTE: ASM BELOW COMPRISED OF ABOVE COMPONENTS
881	3820018C91	RF	HOOD ASM, N/ACCESS HATCH

FIG. 9-1.3  
REINFORCEMENT ASM, HOOD, OUTER REAR, LEFT

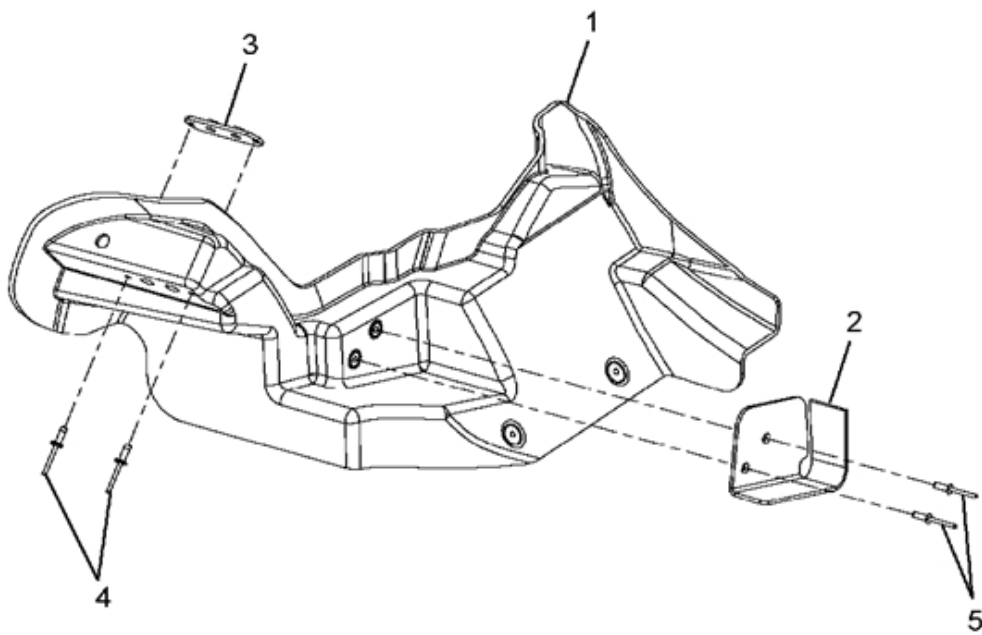


FIG. 9-1.3  
 REINFORCEMENT ASM, HOOD, OUTER REAR, LEFT

Item	Part Number	Qty	Description
001	3820048C1	1	PANEL, REAR REINFORCEMENT, LEFT
002	3608428C1	1	GUIDE, HOOD, PLATE, LEFT
003	3575216C1	1	PLATE, TAPPING LATCH
004	769578C1	2	RIVET, BLIND 4.8 X 11.5MM
005	493414C1	2	RIVET, BLIND
880		RF	NOTE: ASM BELOW COMPRISED OF ABOVE COMPONENTS
881	3820162C91	RF	REINFORCEMENT ASM, HOOD, OUTER REAR, LEFT

FIG. 9-1.4  
REINFORCEMENT

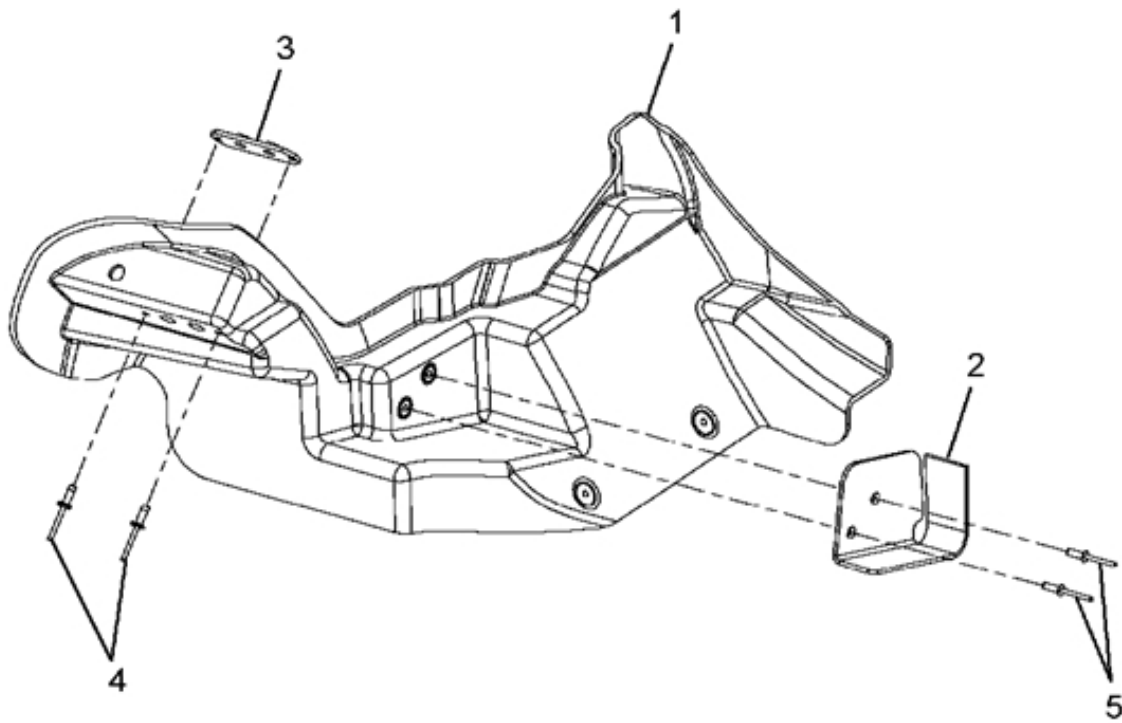


FIG. 9-1.4  
REINFORCEMENT

Item	Part Number	Qty	Description
001	3820049C1	1	PANEL, REAR REINF-OTR RH
002	3608429C1	1	GUIDE, HOOD, PLATE -RH
003	3575216C1	1	PLATE, TAPPING LATCH
004	769578C1	2	RIVET, 4.8 X 11.5MM BREAK MAND
005	493414C1	2	RIVET, BLIND
880		RF	NOTE: ASM BELOW COMPRISED OF ABOVE COMPONENTS
881	3820163C91	RF	REINFORCEMENT,

FIG. 9-1.5  
STRAP, CABLE LOCK\*HELLERMAN TYT

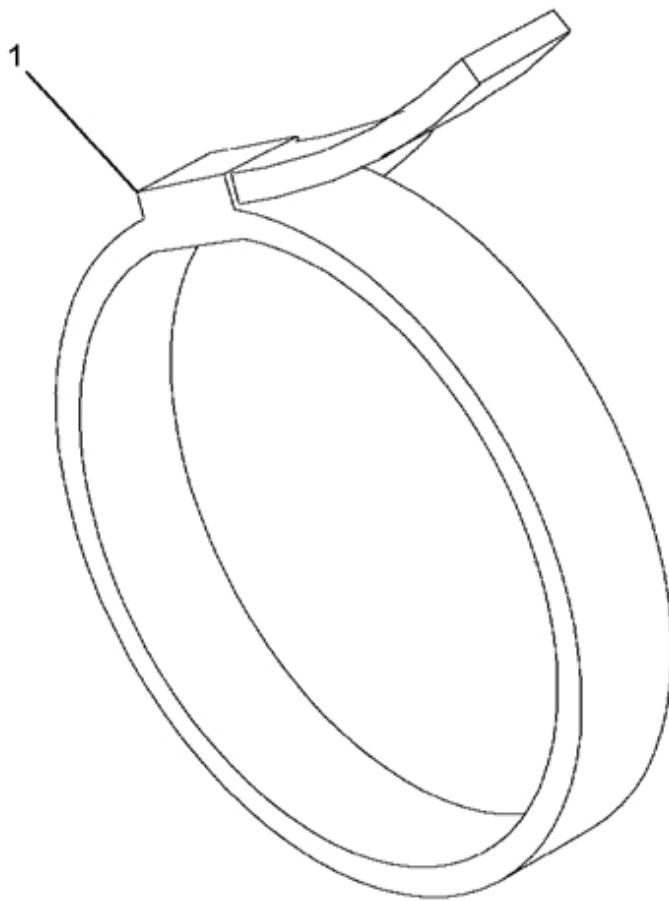


FIG. 9-1.5  
 STRAP, CABLE LOCK\*HELLERMAN TYT

Item	Part Number	Qty	Description
001	291207C1	1	WIRE TIE*PT08-28991
	3552653C1	1	BASE,STRAPLOCK MTG*STRAPLOCK M
880		RF	NOTE: ASM BELOW COMPRISED OF ABOVE COMPONENTS
881	3551787C91	RF	STRAP,CABLE LOCK*HELLERMAN TYT

FIG. 9-2  
HOOD SUPPORT ASSY FOR NON-COMMERCIAL FBC

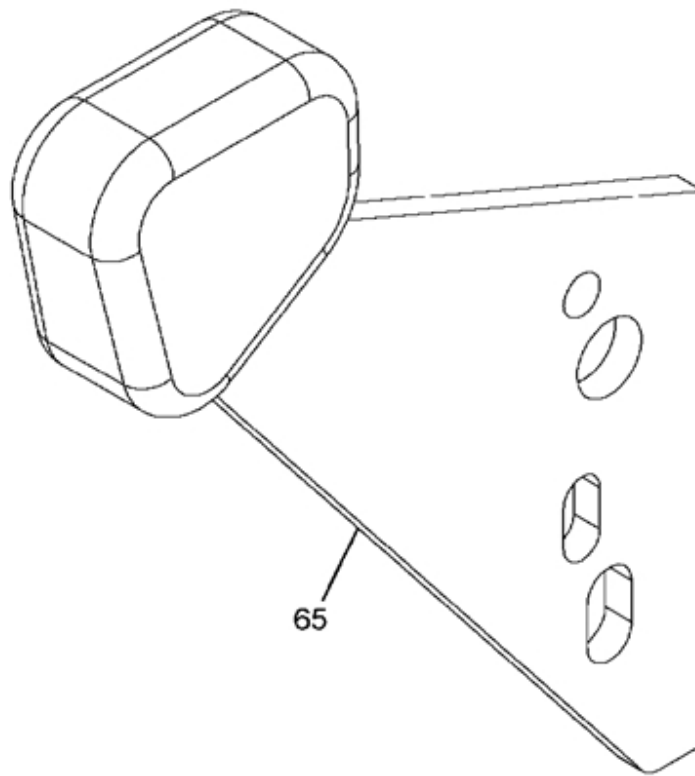




FIG. 9-2  
 HOOD SUPPORT ASSY FOR NON-COMMERCIAL FBC

Item	Part Number	Qty	Description
065	3820153C2	2	GUIDE,HOOD, SUPPORT, CARC

FIG. 9-3  
NGV-SS W/FRONT END & W/ARMORED GRILLE - 09HBR

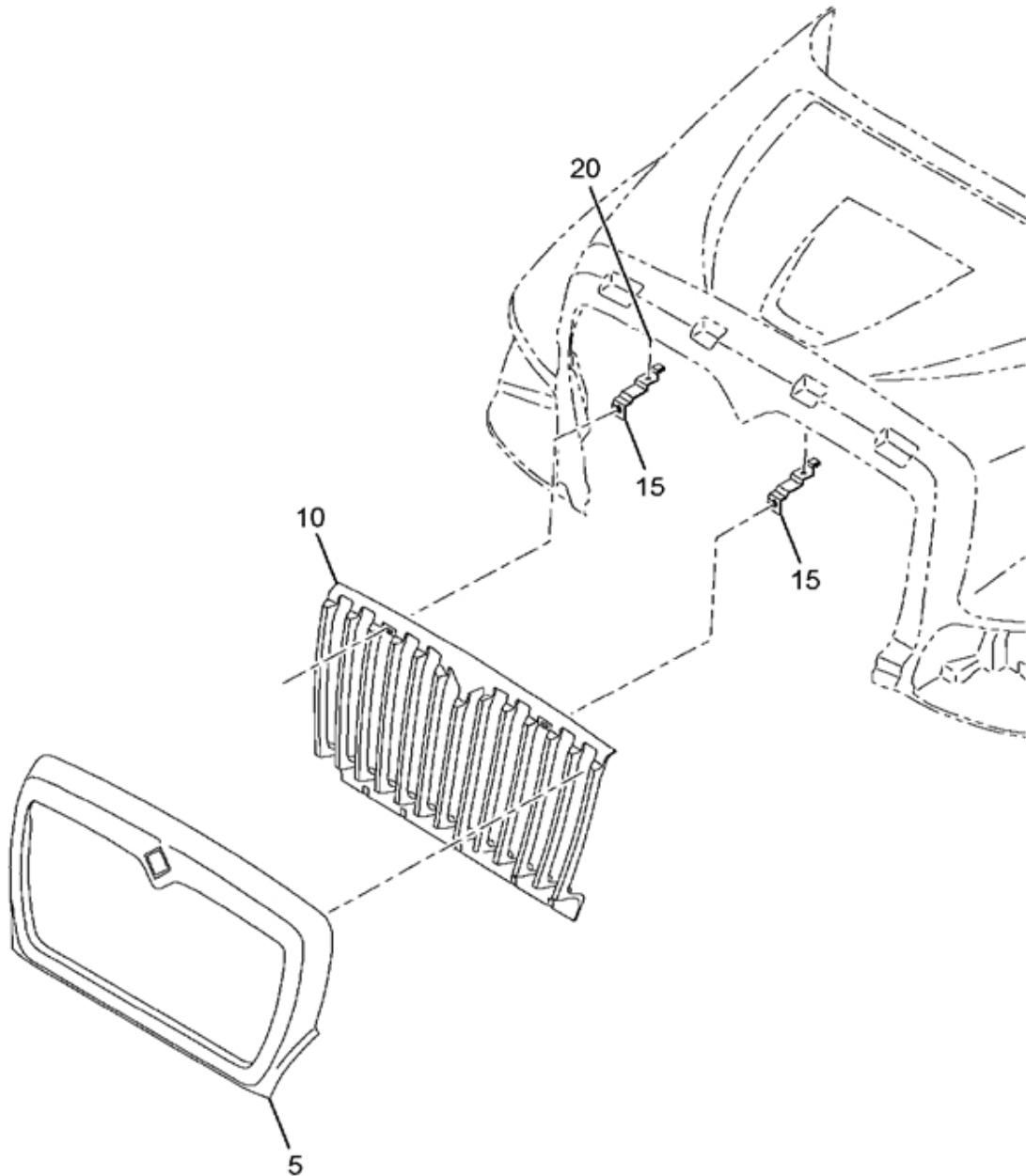


FIG. 9-3  
NGV-SS W/FRONT END & W/ARMORED GRILLE - 09HBR

Item	Part Number	Qty	Description
005	3674970C92	1	GRILLE,SURROUND ASSY, CARC, FI
010	3671689C1	1	GRILLE, ASSY, STATIONARY, PAIN
015	3671690C3	2	SUPPORT, ASSY,UPPER GRILLE MOU
020	3534873C2	2	NUT,HEX*M8 X 1.25 W/CAPTURE WA
ZZ1	3671686C3	1	SUPPORT, ASSY, LOWER GRILLE MT
	3671688C3	1	SUPPORT, ASSY, GRILLE, RH ISO
	3564940C1	2	BOLT,SEMS M8 X 1.25 X 35 MM HE
	3549305C1	6	BOLT,HEX FLG HD METRIC*M10 X 3
	3560217C1	2	INSULATOR,RAD MTG
	632076R1	4	WASHER,CLUTCH PEDAL SHAFT BRKT
	40275R1	2	BOLT,M12 X 70 NO CLASS 10.9
	3535859C1	2	NUT,HEX METRIC PREV. TORQ*M12
	30753R2	8	BOLT, M16 X 60MM PHC FLG CLASS
	30756R1	8	NUT,HEX M16 PRVTRQ

FIG. 9-4  
SS HOOD ASSIST

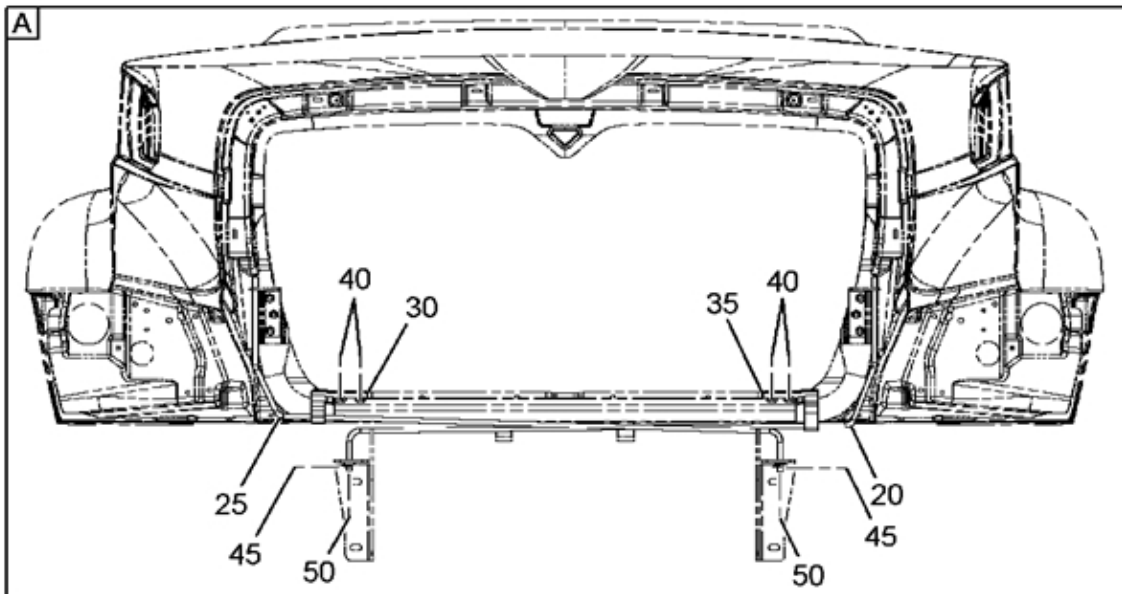
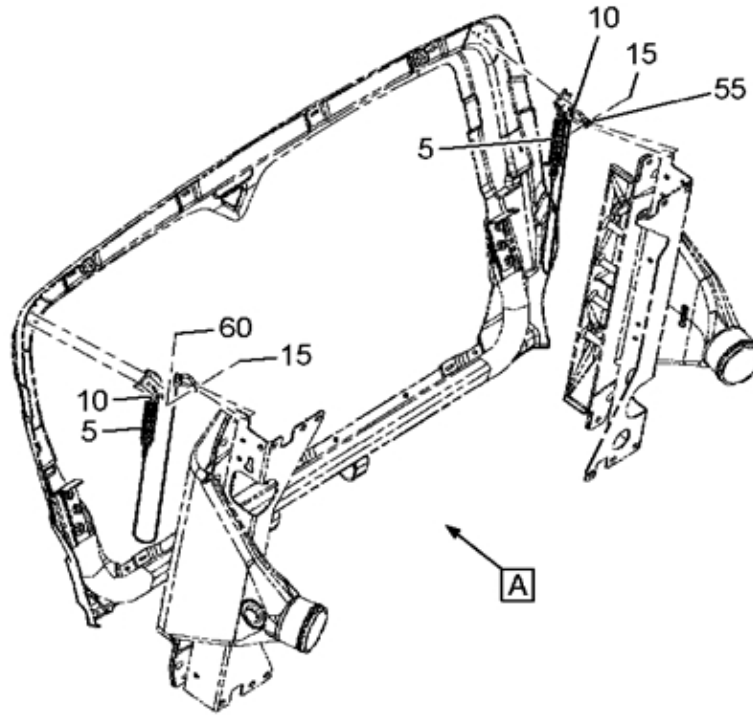


FIG. 9-4  
SS HOOD ASSIST

Item	Part Number	Qty	Description
005	3625938C92	1	CABLE,ASSY HOOD SAFETY
	3625938C92	1	CABLE,ASSY HOOD SAFETY
010	3552493C1	2	BOLT,SEMS M6X1.0-25 SST BLK OX
	3552493C1	2	BOLT,SEMS M6X1.0-25 SST BLK OX
015	138083	1	PIN, 1/4 X .770 CLEVIS
	138083	1	PIN, 1/4 X .770 CLEVIS
020	3674989C2	1	BAR,TORSION HOOD ASSIST RH CAR
025	3674988C2	1	BAR, TORSION, HOOD, CARC - LH
030	3625872C1	1	BRACE,HOOD ASSIST MOUNTING,LH
035	3625873C1	1	BRACE,HOOD ASSIST MOUNTING,RH
040	3510917C1	2	BOLT,SEMS ALL M6 35MM LONG HEX
	3510917C1	2	BOLT,SEMS ALL M6 35MM LONG HEX
045	2024771C1	1	CLIP,SPRING TYPE
	2024771C1	1	CLIP,SPRING TYPE
050	30328R1	1	WASHER,13.3 X 24 X 3MM
	30328R1	1	WASHER,13.3 X 24 X 3MM
055	30325R1	1	MB FLAT WASHER
	30325R1	1	MB FLAT WASHER
060	103363	1	PIN, 1/16 X 1 PLN COT
	103363	1	PIN, 1/16 X 1 PLN COT

FIG. 9-4.1  
CABLE, ASSY HOOD SAFETY

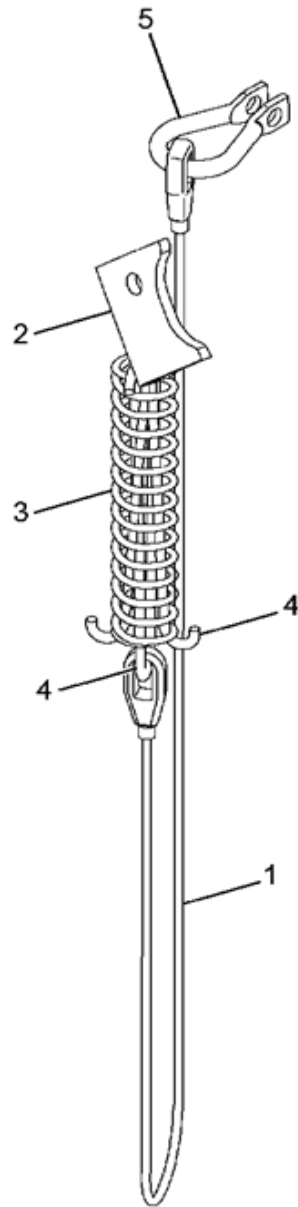


FIG. 9-4.1  
CABLE, ASSY HOOD SAFETY

Item	Part Number	Qty	Description
001	3625857C1	1	CABLE,HOOD SAFETY STOP
002	3625937C1	1	SUPPORT, HOOD SAFETY CABLE
003	590280C2	1	SPRING HOOD CABLE
004	590279C2	2	SPRING, HOOD CABLE
005	3817010C1	1	CLEVIS,RING ROD END
880		RF	NOTE: ASM BELOW COMPRISED OF ABOVE COMPONENTS
881	3625938C92	RF	CABLE,ASSY HOOD SAFETY

FIG. 9-4.2  
CABLE, ASSY HOOD SAFETY

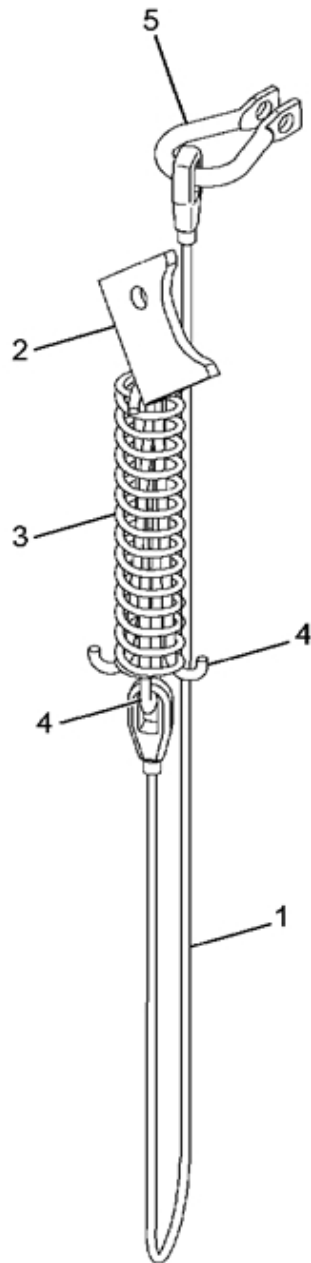




FIG. 9-4-2  
CABLE, ASSY HOOD SAFETY

Item	Part Number	Qty	Description
001	3625857C1	1	CABLE,HOOD SAFETY STOP
002	3625937C1	1	SUPPORT, HOOD SAFETY CABLE
003	590280C2	1	SPRING HOOD CABLE
004	590279C2	2	SPRING, HOOD CABLE
005	3817010C1	1	CLEVIS,RING ROD END
880		RF	NOTE: ASM BELOW COMPRISED OF ABOVE COMPONENTS
881	3625938C92	RF	CABLE,ASSY HOOD SAFETY

# Group 10

# Miscellaneous

FIG. 10-1  
ABR 16 BATTERY BOX ASSEMBLY

**NON-ILLUSTRATED  
FIGURE**

FIG. 10-1  
ABR 16 BATTERY BOX ASSEMBLY

Item	Part Number	Qty	Description
240	3821326F91	1	MM,BBAT,

FIG. 10-1.1  
BBAT BATT CABLES/CLN PWR

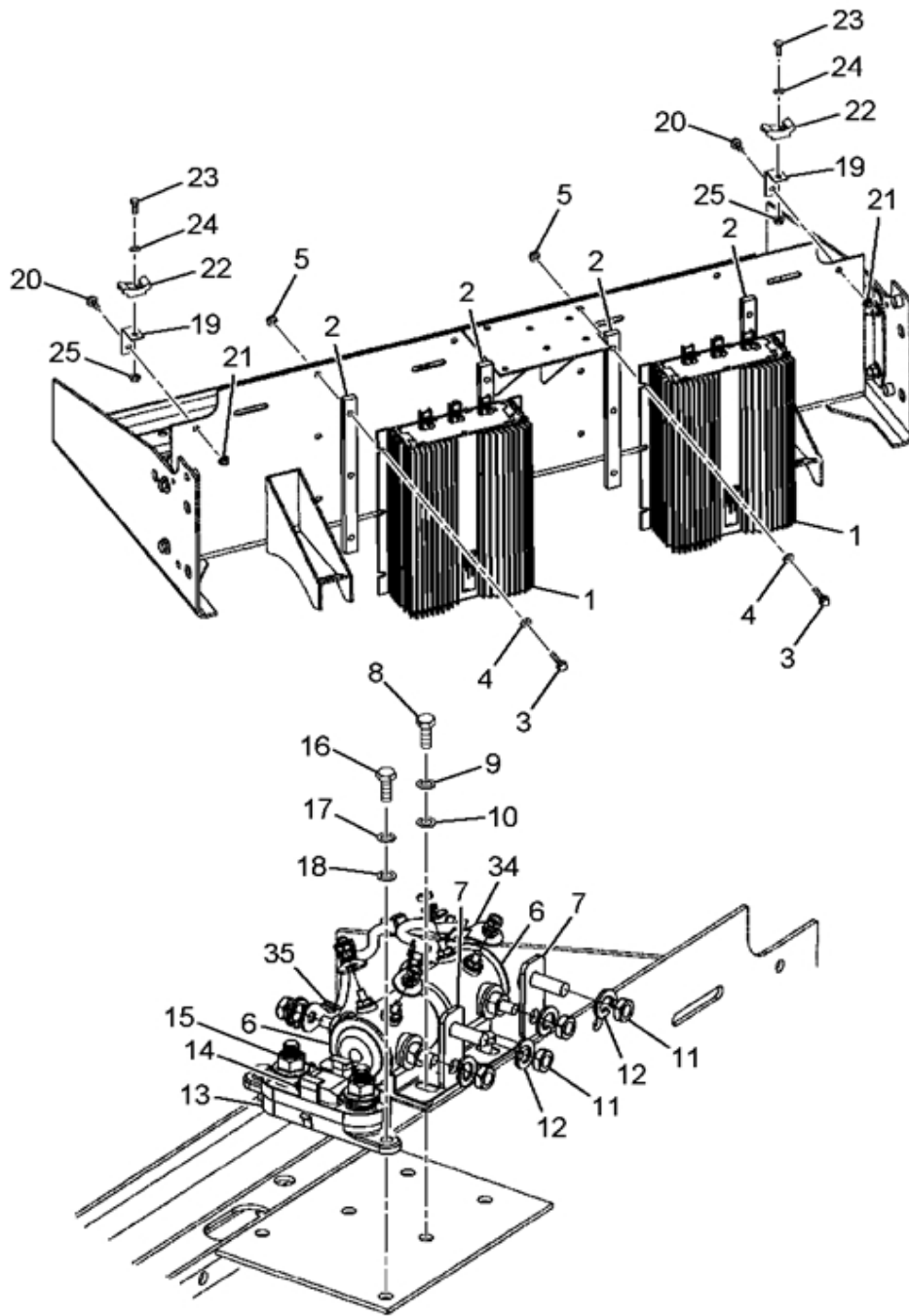


FIG. 10-1.1  
BBAT BATT CABLES/CLN PWR

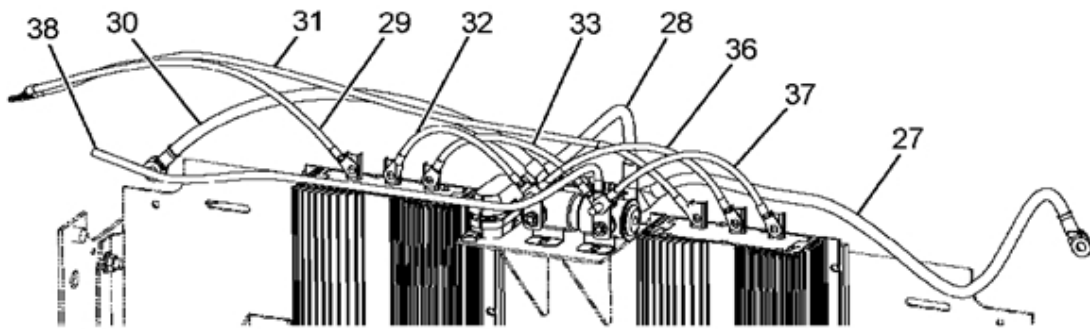


FIG. 10-1.1  
BBAT BATT CABLES/CLN PWR

Item	Part Number	Qty	Description
001	3616009C91	2	CONVERTER,POWER, 12/24V BATTER
002	3821387C1	4	SUPPORT, CONVERTER/EQUALIZER
003	31048R1	12	BOLT,M6 X 30 PHC CL 8.8 FLG/H
004	30210R1	12	WASHER, 6.4 X 14 X 2.5MM PHC
005	40209R1	12	NUT M6 PREV TORX HF *STD
006	3592818C91	2	SWITCH,BATTERY DISC 12V 200A
007	3820008C2	2	BRACE,GEN BRKT
008	30193R1	4	BOLT,M6X20 *IHS
009	933833R1	4	WASHER, LOCK M6
010	30209R1	4	WASHER, 6.4 X 12.5 X 2MM PHC
011	30910R1	2	NUT M8 ZND STD
012	934309R1	2	WASHER HELICAL SPR LOCK
013	3573658C92	1	BLOCK,FUSE, MEGAFUSE HOLDER
014	3500138C2	1	FUSE, 300AMP "MEGA FUSE"
015	3606527C1	2	NUT,SPECIAL, M8
016	30193R1	2	BOLT,M6X20 *IHS
017	933833R1	2	WASHER, LOCK M6
018	30209R1	2	WASHER, 6.4 X 12.5 X 2MM PHC
019	464495C1	2	EXTENSION, CLIP
020	30193R1	2	BOLT,M6X20 *IHS
021	40209R1	2	NUT M6 PREV TORX HF *STD
022	2041341C1	2	STRAP,CABLE LOCK SADDLE MOUNT
023	25483R1	2	BOLT, 1/4 X 1 PHC TYPE 8
024	120380	2	WASHER LOCK 1/4", REG, STL/ZNC
025	25519R1	2	NUT, 1/4 NC TYPE 8
027	R1X6D31060	1	CABLE, 24V DISCONNECT FEED
028	R1XED31030	1	CABLE, 24V DISCONNECT SWITCH TO MEGAFUSE
029	KX4E601060	1	CABLE, CONVERTER GROUND
030	R1X6DR1055	1	CABLE, 12V DISCONNECT SWITCH FEED
031	KX4E601090	1	CABLE, CONVERTER GROUND
032	RX4ED01021	1	CABLE, 12V DISCONNECT TO CONVERTER FEED
033	RX4ED31027	1	CABLE, 24V DISCONNECT TO CONVERTER
034	3819835C92	1	CABLE, DISCONNECT TO DISCONNECT NEGATIVE
035	3819836C92	1	CABLE, DISCONNECT TO DISCONNECT POSITIVE
036	RX4ED01024	1	CABLE, 12V DISCONNECT TO CONVERTER FEED
037	RX4ED31021	1	CABLE, 24V DISCONNECT TO CONVERTER
038	3673940C92	1	CABLE, 24V BODY FEED
800		RF	NOTE: THE FOLLOWING PARTS ARE NON-ILLUSTRATED
801	3516934C1	2	STRAP,CABLE LOCK 1/2" X 20"
880		RF	NOTE: ASM BELOW COMPRISED OF ABOVE COMPONENTS
881	3821326F91	RF	BBAT BATT CABLES/CLN PWR

FIG. 10-1.2  
BRACE, GEN BRKT

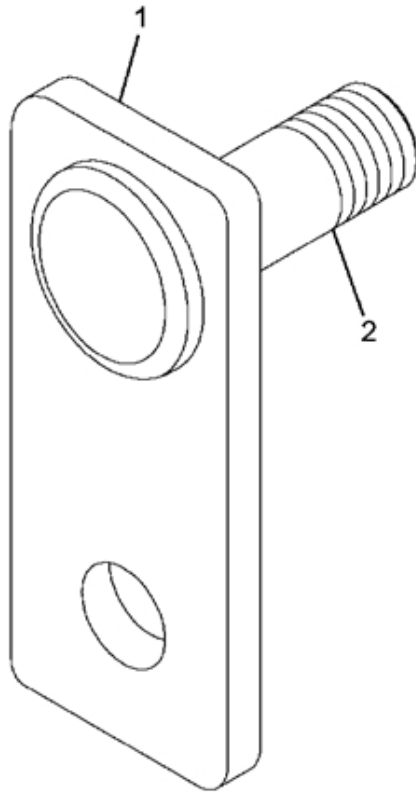




FIG. 10-1.2  
BRACE, GEN BRKT

Item	Part Number	Qty	Description
001	3820345C1	1	PLATE,
002	30608R1	1	BOLT, HEX HD M8 X 25MM
880		RF	NOTE: ASM BELOW COMPRISED OF ABOVE COMPONENTS
881	3820008C2	RF	BRACE,GEN BRKT

FIG. 10-2  
BREATHERS FOR FORDING

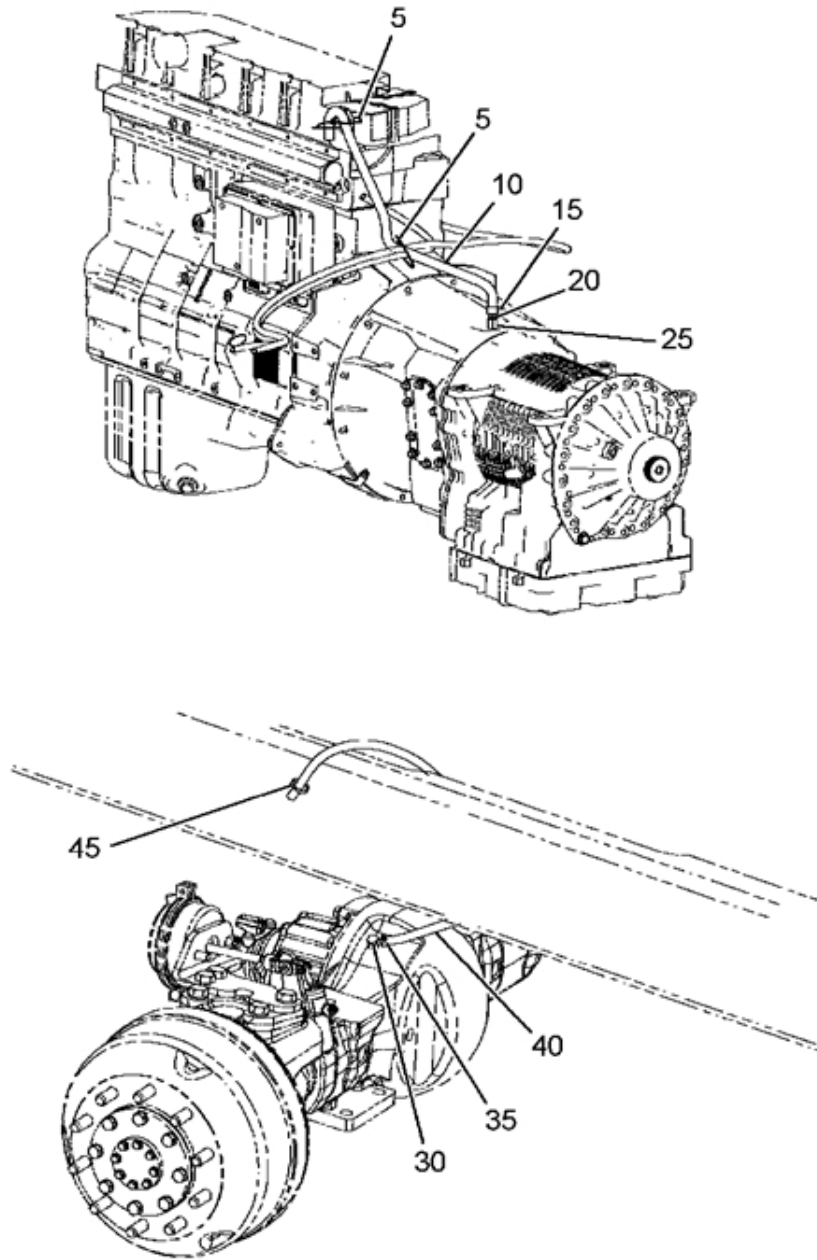


FIG. 10-2  
BREATHERS FOR FORDING

Item	Part Number	Qty	Description
005	386170C1	3	STRAP, CABLE LOCK
010	L2643545	AR	HOSE, FUEL & OIL 3/8
015	3523434C1	1	CLAMP, HEAT EXCHANGER*MUBEA, FO
020	3819090C1	1	ADAPTER,
025	3819042C1	1	ADAPTER, M10 X 1.5 TO M12 X 1.
030	ETN0507162	1	BREATHER, ASM AXLE HSG W/HOSE
035	279025R91	1	CLAMP, NO.6 TYPE F HOSE
040	L2643545	AR	HOSE, FUEL & OIL 5/16
045	3530605C1	1	STRAP, CABLE LOCK*BUTTON STRAPL

FIG. 10-3  
SPEEDO & MISC. ATTACHMENTS

**NON-ILLUSTRATED  
FIGURE**

FIG. 10-3  
SPEEDO & MISC. ATTACHMENTS

Item	Part Number	Qty	Description
095	996205R3	AR	TAPE PLASTIC ELECTRICAL 3/4"
500	2595564C1		FLUID,MOBILITH SHC 100 13.7 OZ
	2643012R1	7	FLUID,GREASE LUB MMLTPRPS 251
	2593148C1		FLUID,FILM 11.75 OZ. AEROSOL
	2643374R1	1	SEALANT,THMBNG GRD PLASTISOL
	2643724R1		SEALANT,CAB FLOOR
	3812453R1		FLUID,LUB, DIELECTRIC GREASE
	CH996726	2	ANTIFREEZE,W/S WASHER
520	ZSH5071355G	1	6/1 GAL ROTELLA CJ4 SAE 15W40
545	3527315R2	7	ANTIFREEZE,, CONCENTRATE
555	2643344R1		SEALANT,GASKET(PERMATEX) PINT
	2643344R1		SEALANT,GASKET(PERMATEX) PINT
	2643344R1		SEALANT,GASKET(PERMATEX) PINT

# Group 11 Engines

FIG. 11-1  
ACCELERATOR PEDAL INSTL

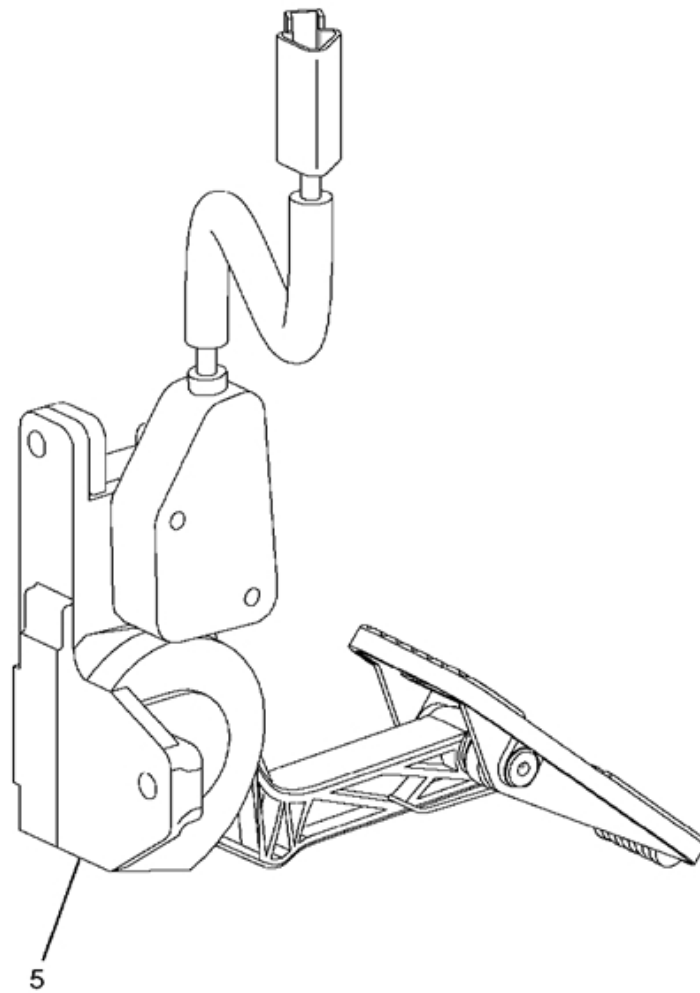


FIG. 11-1  
ACCELERATOR PEDAL INSTL

Item	Part Number	Qty	Description
005	3582183F93	1	MODULE,



FIG. 11-1.1  
MODULE, PEDAL, ELECTRONIC ACCEL ASM

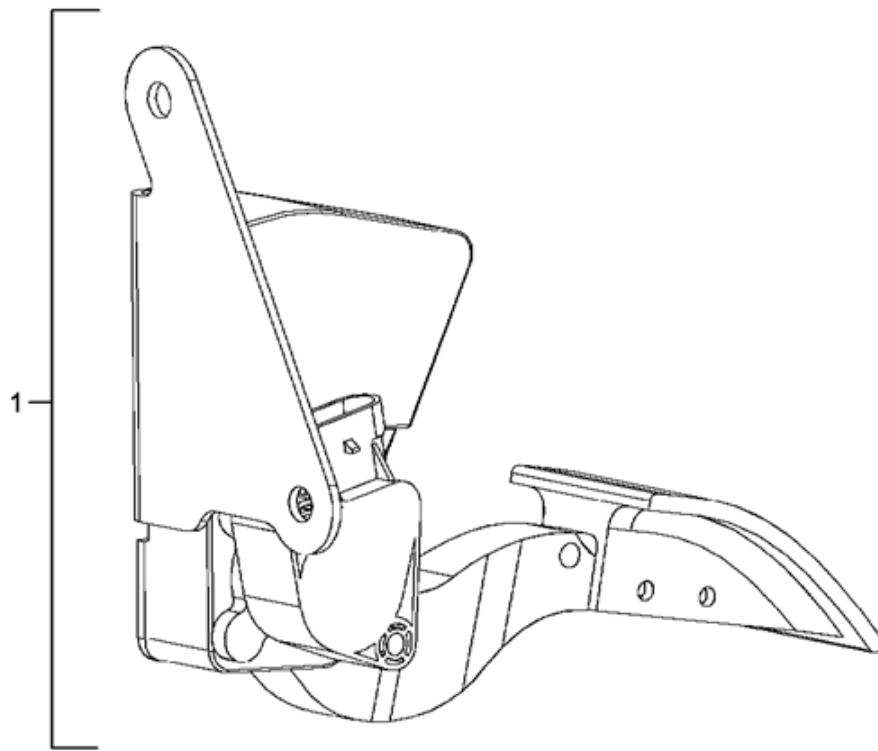


FIG. 11-1.1  
 MODULE, PEDAL, ELECTRONIC ACCEL ASM

Item	Part Number	Qty	Description
001 800	2596214C91	1 RF	KIT,ACCEL PEDAL ASM NOTE: THE FOLLOWING PARTS ARE NON-ILLUSTRATED
801 880	2586248C91	1 RF	KIT,ACCEL SENSOR NOTE: ASM BELOW COMPRISED OF ABOVE COMPONENTS
881	3582183F93	RF	MODULE,PEDAL,ELECTRONIC ACCEL ASM

FIG. 11-1.2  
KIT,ACCEL PEDAL ASSY

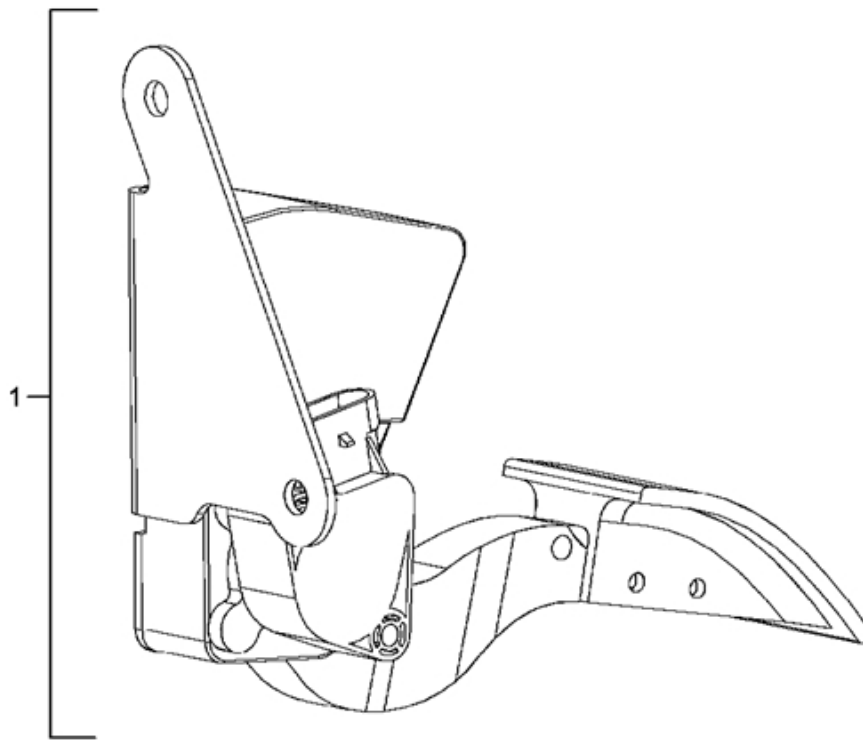


FIG. 11-1.2  
KIT,ACCEL PEDAL ASSY

Item	Part Number	Qty	Description
001 880	2586248C91	KT RF	KIT, ACCELERATOR SENSOR NOTE: ASM BELOW COMPRISED OF ABOVE COMPONENTS
881	2596214C91	RF	KIT,ACCEL PEDAL ASSY

FIG. 11-2  
AIR CLEANER & AIR CLEANER MOUNTING

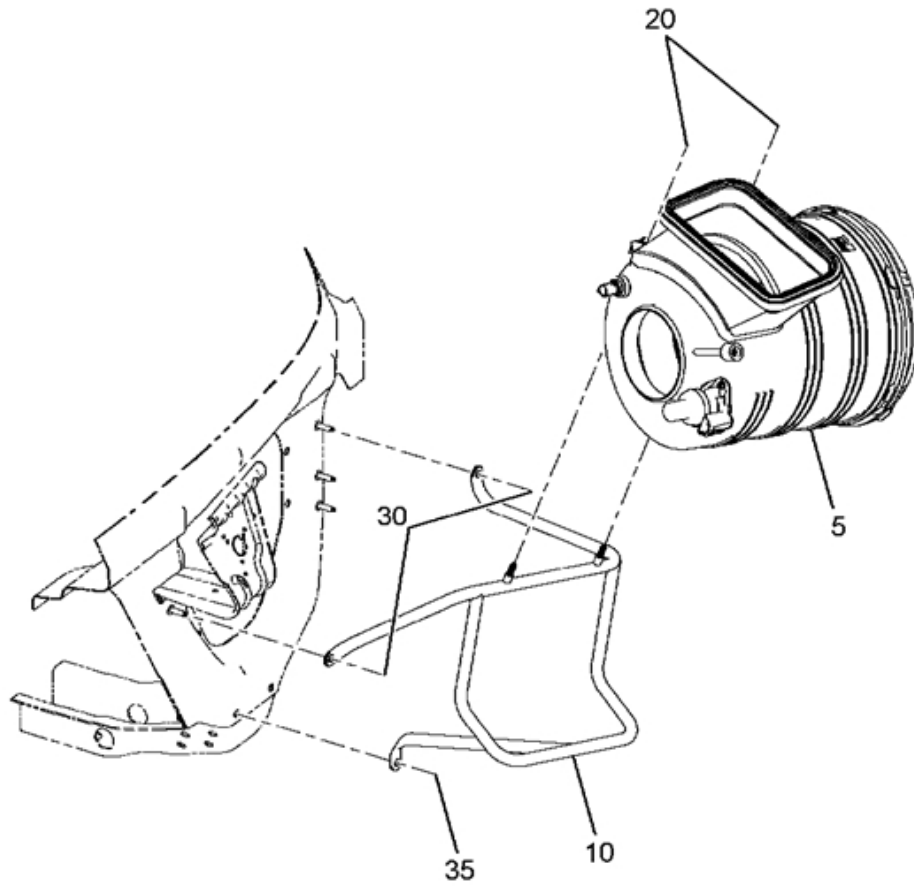


FIG. 11-2  
AIR CLEANER & AIR CLEANER MOUNTING

Item	Part Number	Qty	Description
010	3819401C2	1	SUPPORT, ASSY AIR CLEANER
020	3535162C1	2	NUT,HEX METRIC PREV. TORQ*M8 X
030	3535162C1	2	NUT,HEX METRIC PREV. TORQ*M8 X
035	31055R1	1	HEX CAP BOLT 8M - 1.25 X 25
ZZ1	3820283C2	1	ANGLE, AIR CLEANER BRACKET

FIG 11-3  
AIR CLEANER DUCT

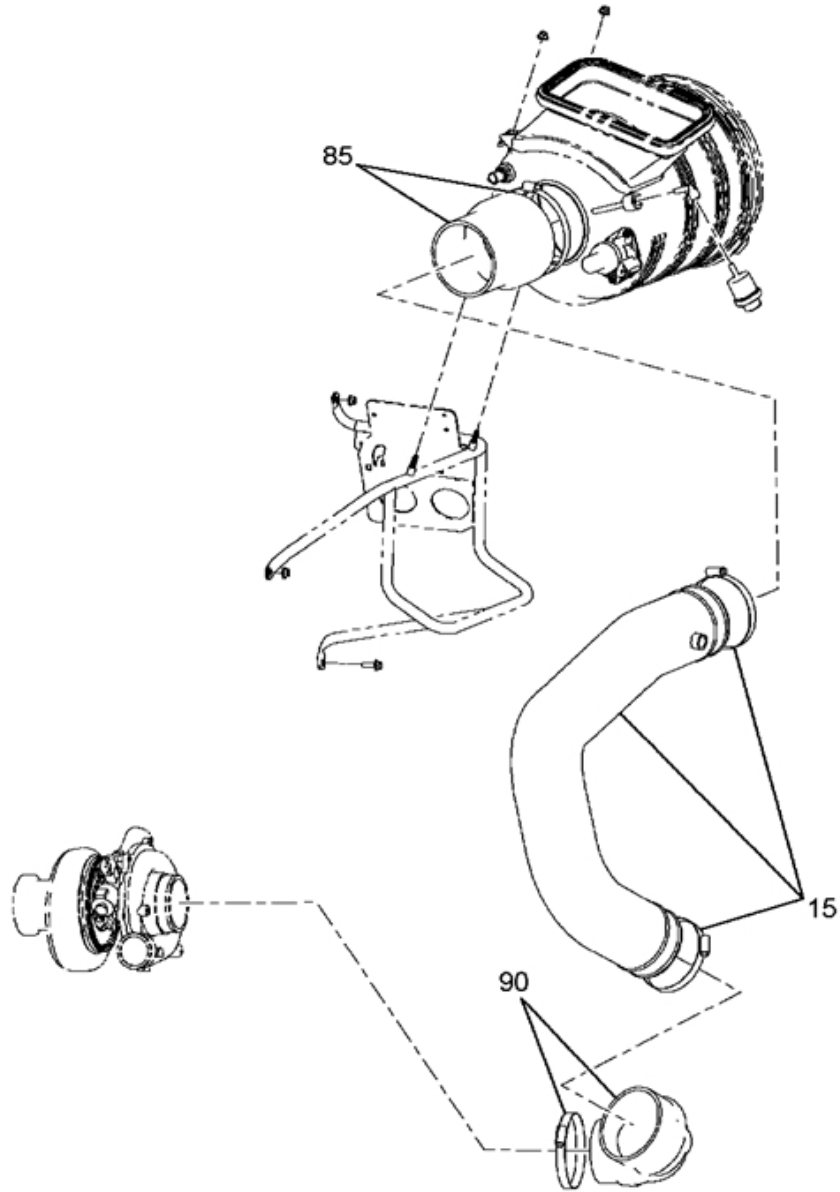


FIG. 11-3  
AIR CLEANER DUCT

Item	Part Number	Qty	Description
015	3818439C1	1	PIPE,AIR,
	690069C1	2	CLAMP,ASSY HOSE
085	689476C1	1	CLAMP HOSE
	3594122C1	1	HOSE,AIR CLEANER REDUCER(5.0" T
090	3582531C1	1	HOSE,AIR CLEANER*ELBOW, TURBO
	2000824C1	1	CLAMP,4 1/4 - 5 1/8



FIG. 11-3.1  
PIPE, AIR

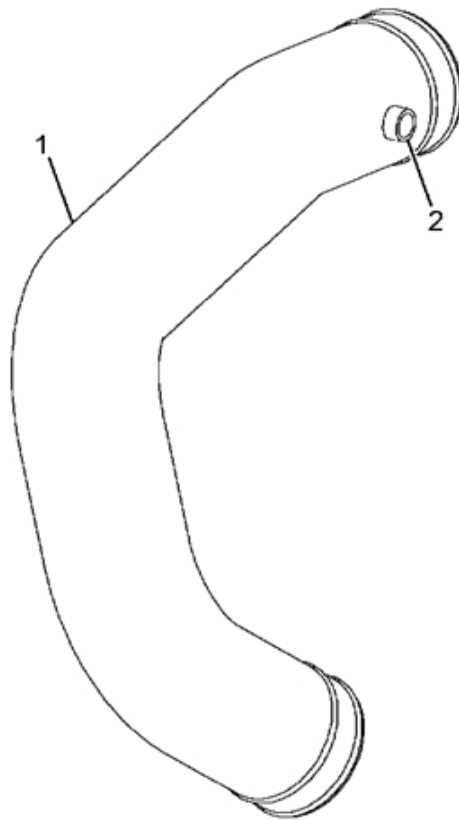


FIG. 11-3.1  
 PIPE, AIR

Item	Part Number	Qty	Description
001	3818375C1	1	PIPE,AIR
002	897709R1	1	BLOCK,TAPPING
880		RF	NOTE: ASM BELOW COMPRISED OF ABOVE COMPONENTS
881	3818439C1	RF	PIPE,AIR

FIG. 11-4  
AIR CLEANER RESTRICTION GAUGE

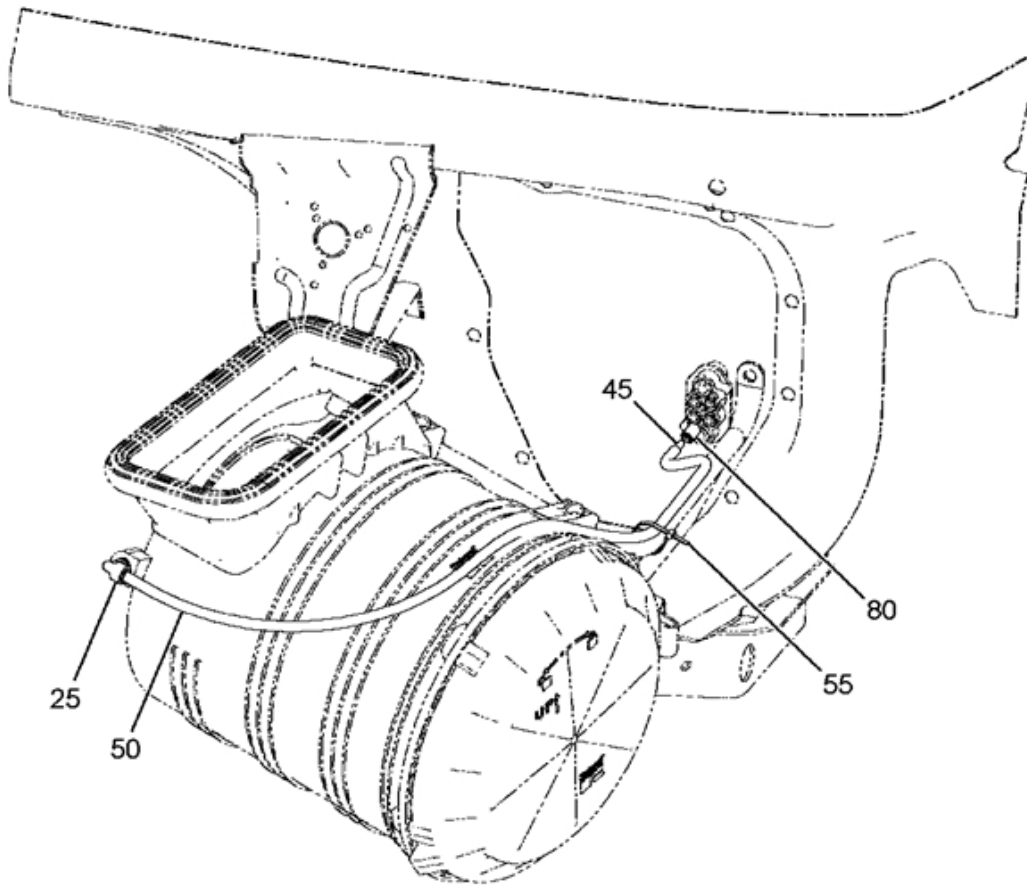


FIG 11-4  
AIR CLEANER RESTRICTION GAUGE

Item	Part Number	Qty	Description
025	2024445C1	1	ELBOW
045	417196C3	AR	TUBE,NYLON BULK 1/4 OD BLACK
050	2644094R1	AR	CONDUIT,CABLE ELEC 1FT
055	289862C1	1	STRAP
080	2017506C1	1	COUPLING,PUSH TO CONNECT*

FIG. 11-5  
CAC HOSING AND PIPING INSTALLATION

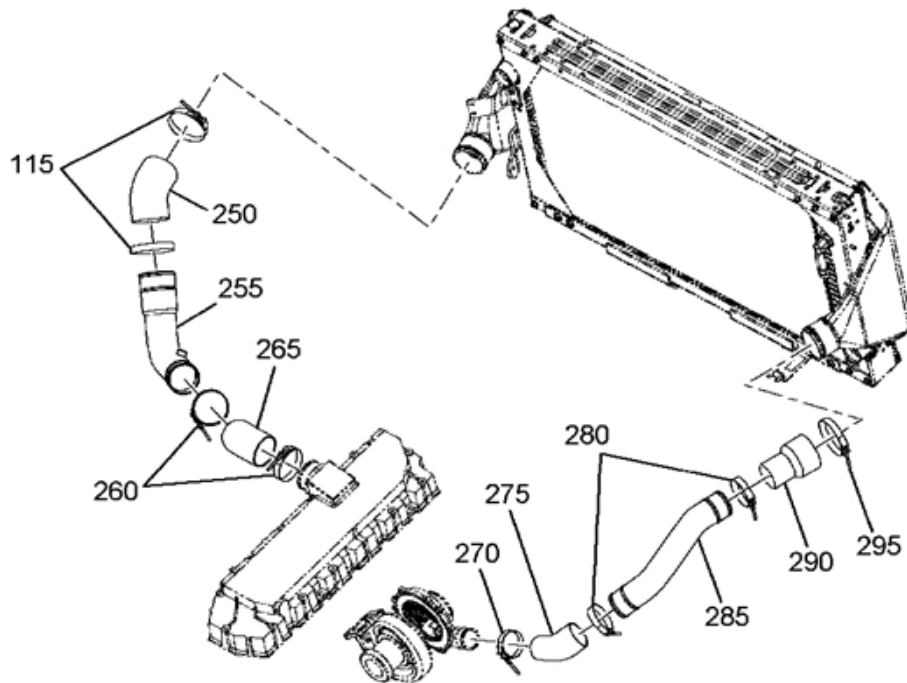


FIG 11-5  
CAC HOSING AND PIPING INSTALLATION

Item	Part Number	Qty	Description
115	3557858C1	2	CLAMP,HEAT EXCHANGER
250	3561905C2	1	HOSE,TURBO CHARGER, 4"DIA. GR
255	3819328C1	1	PIPE,AIR, CAC COLD SIDE ASSY
260	2026730C1	2	CLAMP,AIR CLEANER TUBE OR PIPE
265	1648127C1	1	HOSE,ELBOW
270	3557854C1	1	CLAMP,HEAT EXCHANGER
275	3561932C1	1	ELBOW,HOSE CAC HOT SIDE 45 DEG
280	2015699C1	2	CLAMP,AIR DUCT HOSE
285	3818367C1	1	PIPE,AIR, CAC HOT SIDE
290	1699680C1	1	HOSE,TURBO CHARGER
295	3557858C1	1	CLAMP,HEAT EXCHANGER

FIG. 11-6  
COOLING MODULE MOUNTING TO RADIATOR XMBR

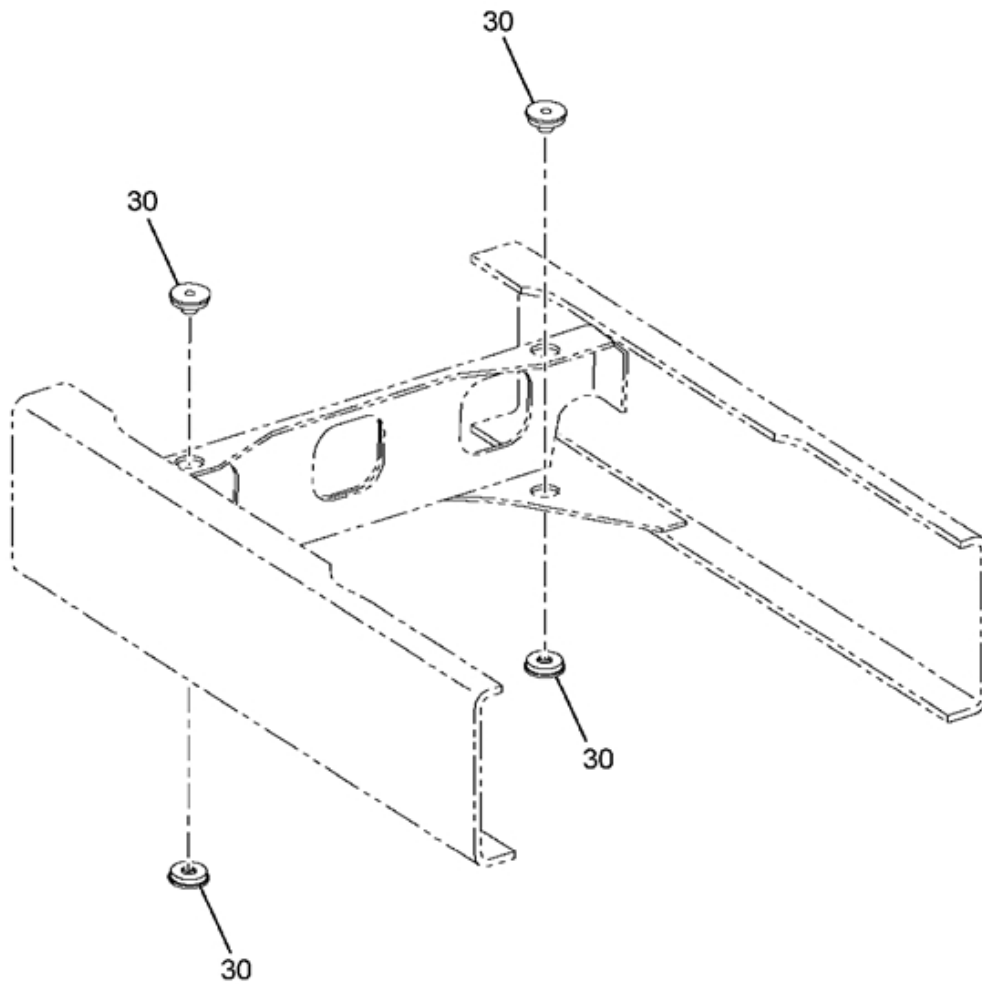
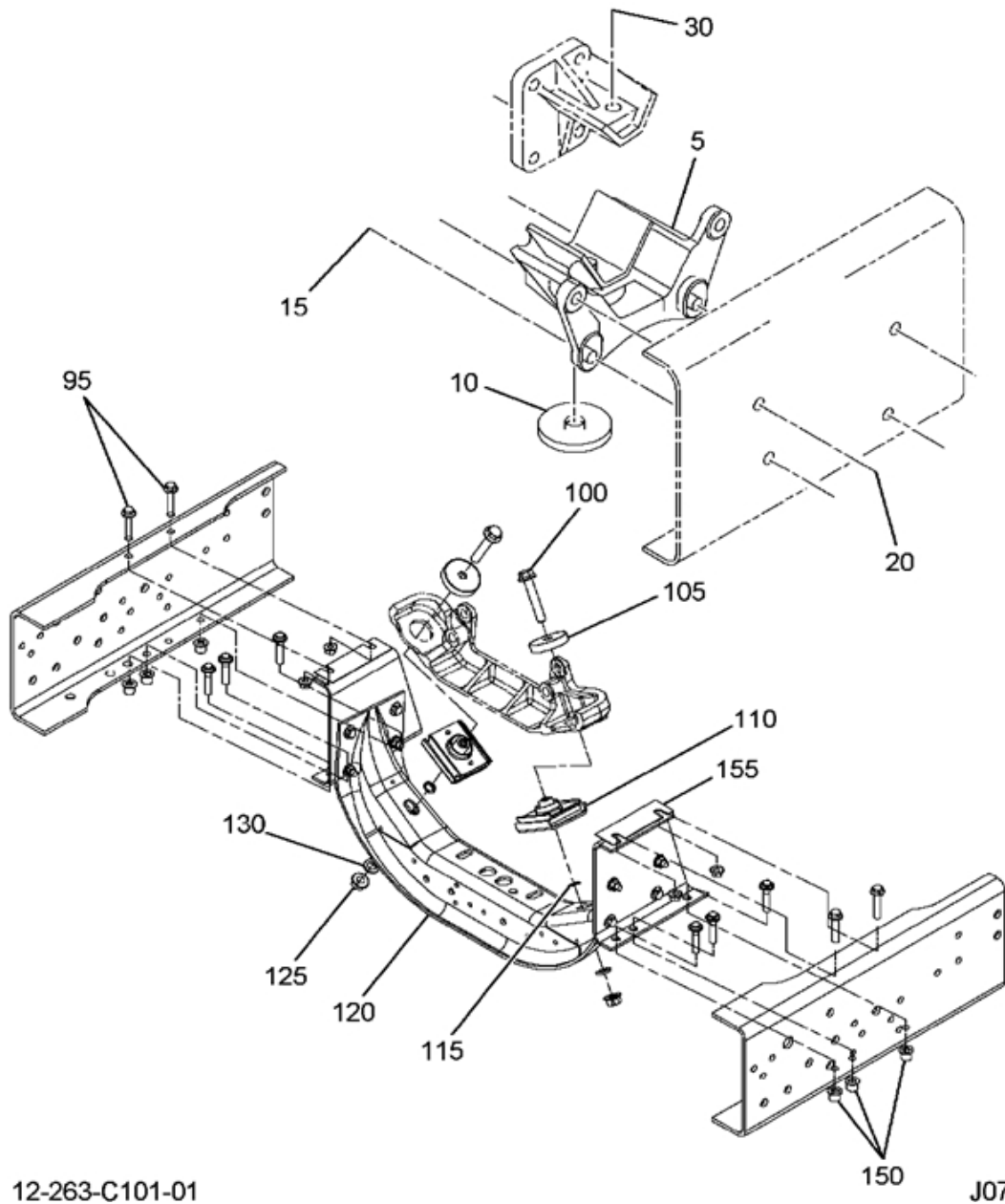


FIG. 11-6  
 COOLING MODULE MOUNTING TO RADIATOR XMBR

Item	Part Number	Qty	Description
035	40270R1	2	BOLT,, M12 X 60, NO CLASS 10.9
	632076R1	2	WASHER,CLUTCH PEDAL SHAFT BRKT
	3560217C1	2	INSULATOR,RAD MTG



FIG. 11-7  
CROSSMEMBER INSTL, ENGINE MTG W/NGD-I6 ENG



12-263-C101-01

J07

FIG. 11-7  
CROSSMEMBER INSTL, ENGINE MTG W/NGD-I6 ENG

Item	Part Number	Qty	Description
005	3549169C1	2	INSULATOR,ENG REAR MTG
010	3532955C1	2	INSULATOR,SNUBBER I6
015	30752R2	8	BOLT, M16 X 50MM PHC FLG CLASS
020	30756R1	8	NUT,HEX M16 PRVTRQ
025	30756R1	2	NUT,HEX M16 PRVTRQ
030	40203R1	2	BOLT,HEX FLG HD METRIC*M16 X 9
095	30748R2	4	BOLT, M12 X 50MM PHC FLG CLASS
	30755R1	4	NUT,HEX M12 FLANGED
100	31077R1	2	BOLT, M16 X 100 PHC CL 10.9 FL
105	1664726C2	2	INSULATOR,SNUBBER ENG MTG
110	1664723C3	2	INSULATOR,ENG FRT MTG
115	875522C1	2	RING,0 7/16 X 5/8 CLASS 3
120	3538857C93	1	CROSSMEMBER,ENGINE MTG REMOVEA
125	30756R1	2	NUT,HEX M16 PRVTRQ
130	3564182C1	2	INSULATOR,SNUBBER ENGINE MOUNT
150	1518207C1	6	BOLT,HUCK
	1518202C1	6	BOLT,HUCK
155	3573965C1	4	SHIM,CROSSMEMBER ENGINE

FIG. 11-7.1  
CROSSMEMBER, ENGINE MTG REMOVEA

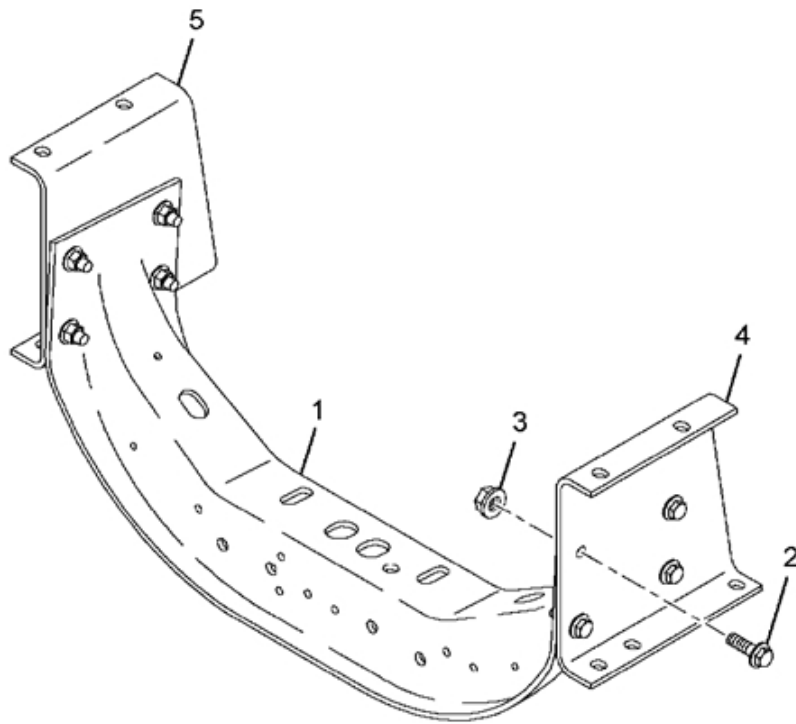


FIG. 11-7.1  
 CROSSMEMBER,ENGINE MTG REMOVEA

Item	Part Number	Qty	Description
001	1664732C4	1	CROSSMEMBER,ENGINE MTG FRONT
002	30745R2	8	BOLT,M12 X 35 FLG HD
003	30755R1	8	NUT,HEX M12 FLANGED
004	3538781C3	1	BRACKET,ENG FRT LT
		RF	LEFT
005	3538782C3	1	BRACKET,ENG FRT RT
		RF	RIGHT
880		RF	NOTE: ASM BELOW COMPRISED OF ABOVE COMPONENTS
881	3538857C93	RF	CROSSMEMBER,ENGINE MTG REMOVEA

FIG. 11-8  
DEAERATION HOISING INSTALLATION FOR SS W/I308 ENG & W/0016044

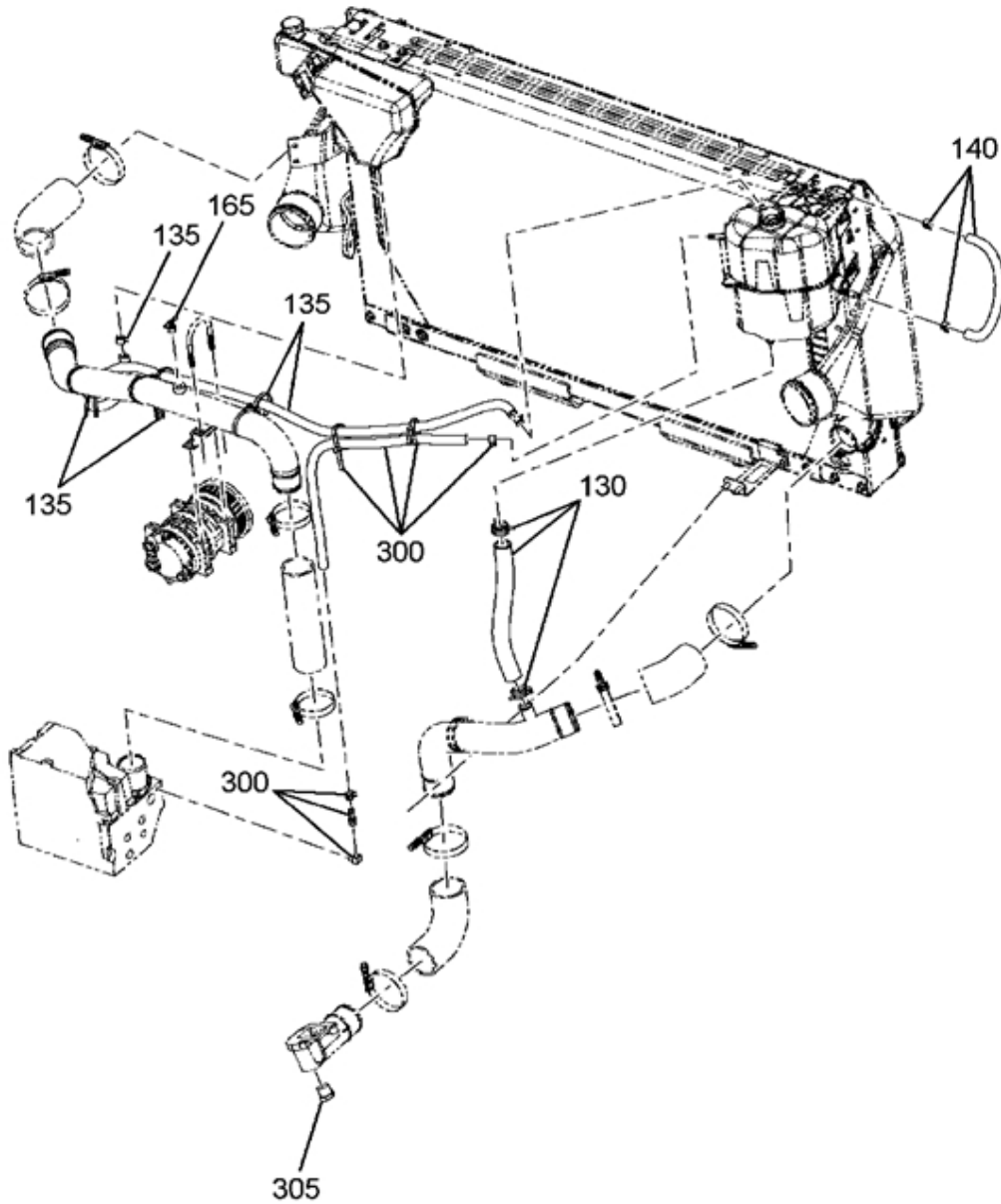


FIG. 11-8  
 DEAERATION HOSING INSTALLATION FOR SS W/I308 ENG & W/0016044

Item	Part Number	Qty	Description
130	L2643493	AR	HOSE, HEATER
	3523435C1	2	CLAMP, 34MM DIA X15MM WD, 1" HOSE
135	L2643504	AR	HOSE, 3/8" X 50' HEATER
	3523434C1	2	CLAMP, HEAT EXCHANGER * MUBEA, FO
	3551709C1	6	STRAP
	3554554C1	3	HOSE SEPARATOR
140	L2643504	AR	HOSE, 3/8" X 50' HEATER
	3523434C1	2	CLAMP, HEAT EXCHANGER * MUBEA, FO
165	103647	1	VALVE, 1/4 TAPER PIPE THD DRAI
300	293344C1	1	NIPPLE, HOSE
	L2643504	AR	HOSE, 3/8" X 50' HEATER
	3551709C1	2	STRAP
	3523434C1	2	CLAMP, HEAT EXCHANGER * MUBEA, FO
	9409931	1	ELBOW, PIPE 90D 1/8MPTX1/8FPT
305	444636	1	PLUG, 3/4-14 PLN H/HD AUTO PIP

FIG. 11-9  
ENGINE COLD START MOUNTING HOISING

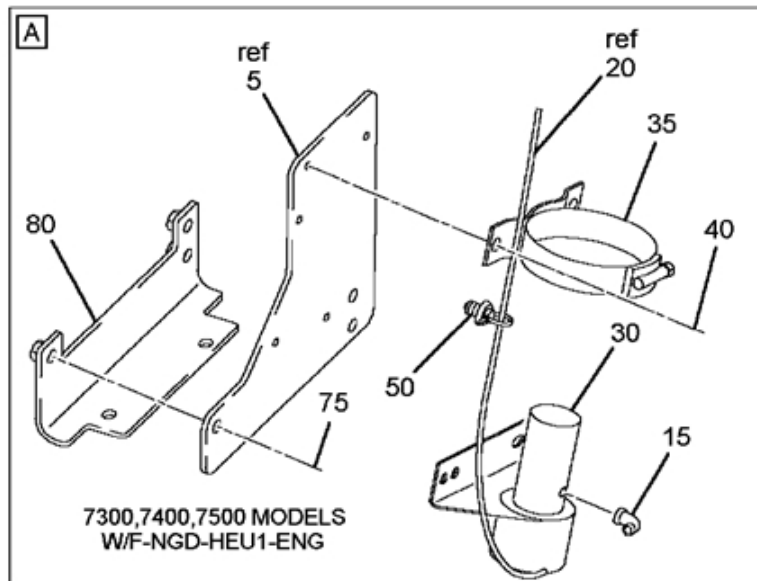
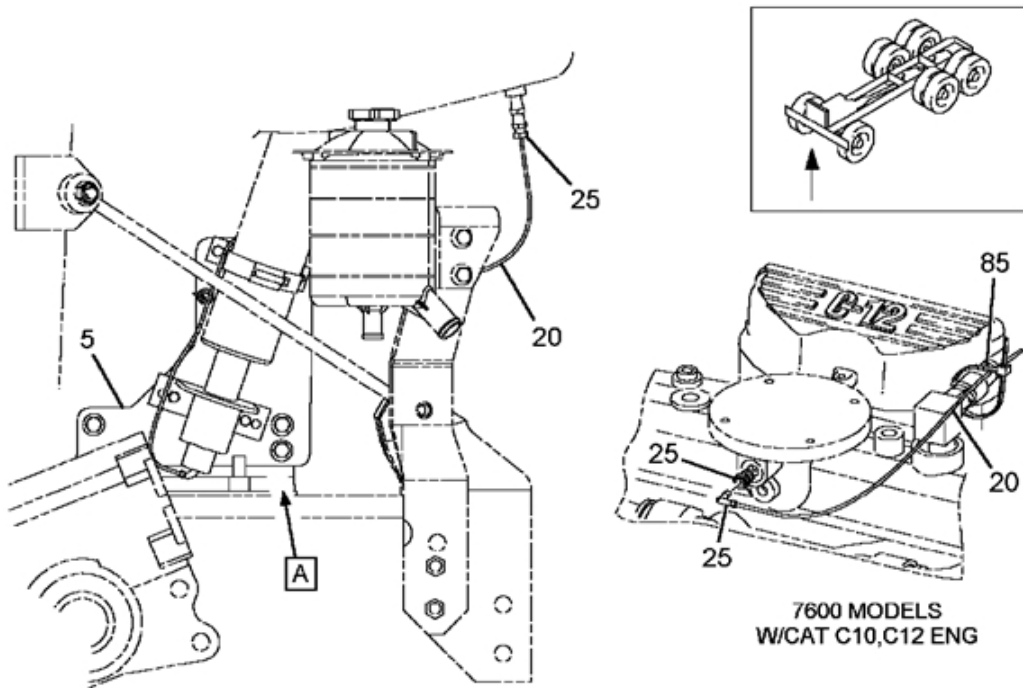
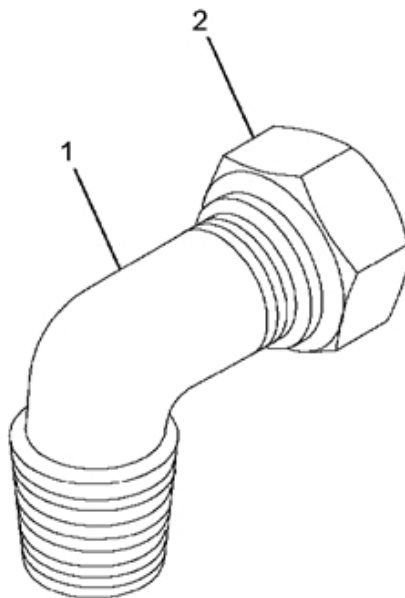


FIG. 11-9  
ENGINE COLD START MOUNTING HOISING

Item	Part Number	Qty	Description
005	3544556C3	1	BRACKET,ETHER START
015	299466C11	1	ELBOW,ASSY
020	417195C3	AR	TUBE,NYLON BULK 1/8 OD BLACK
025	2041689C1	1	JET,ATOMIZER ETHER START
	298608C11	1	CONNECTOR,COMP TUBE
030	3565663C91	1	VALVE,STARTING FUEL STARTING F
035	2007418C1	1	BRACKET,ETHER START
	122322R91	1	CLAMP,HOSE 2 11/32 TO 3 11/32
040	934810R1	2	BOLT, M6 X 16 CLASS 10.9
	933833R1	2	M6 SPRING WASHER
	934810R1	2	BOLT, M6 X 16 CLASS 10.9
	933833R1	2	M6 SPRING WASHER
050	3560710C91	1	STRAP,CABLE LOCK*HELLERMAN TYT
075	40218R1	3	BOLT,HEX FLG HD METRIC*M10X25,
080	3557684C2	1	BRACKET,ETHER START
085	306132C1	1	TIE, PLASTIC



FIG. 11-9.1  
ELBOW



## FIG. 11-9.1

## ELBOW

Item	Part Number	Qty	Description
001	121322	1	SLEEVE,1/8 *STD
	140303	1	ELBOW,90 DEG 1/8 *STD
	298609C1	1	SLEEVE,COMP TUBE
	299466C1	1	ELBOW
002	121220	1	NUT,1/8 TUBE *STD
	298610C1	1	NUT,COMP TUBE
880		RF	NOTE: ASM BELOW COMPRISED OF ABOVE COMPONENTS
881	299466C11	RF	ELBOW,ASSY

FIG. 11-9.2  
STRAP, CABLE LOCK\*HELLERMAN TYT

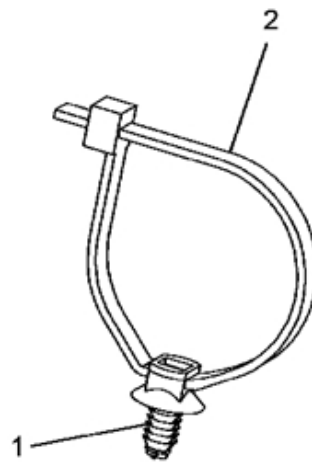


FIG. 11-9.2  
 STRAP, CABLE LOCK\*HELLERMAN TYT

Item	Part Number	Qty	Description
001	3552653C1	1	BASE,STRAPLOCK MTG*STRAPLOCK M
002	3556343C1	1	STRAP,CABLE LOCK*CABLE LOCK
880		RF	NOTE: ASM BELOW COMPRISED OF ABOVE COMPONENTS
881	3560710C91	RF	STRAP,CABLE LOCK*HELLERMAN TYT

FIG. 11-10  
ENGINE OIL FILL & DIPSTICK, SSMRD W/I-308 & W/16044

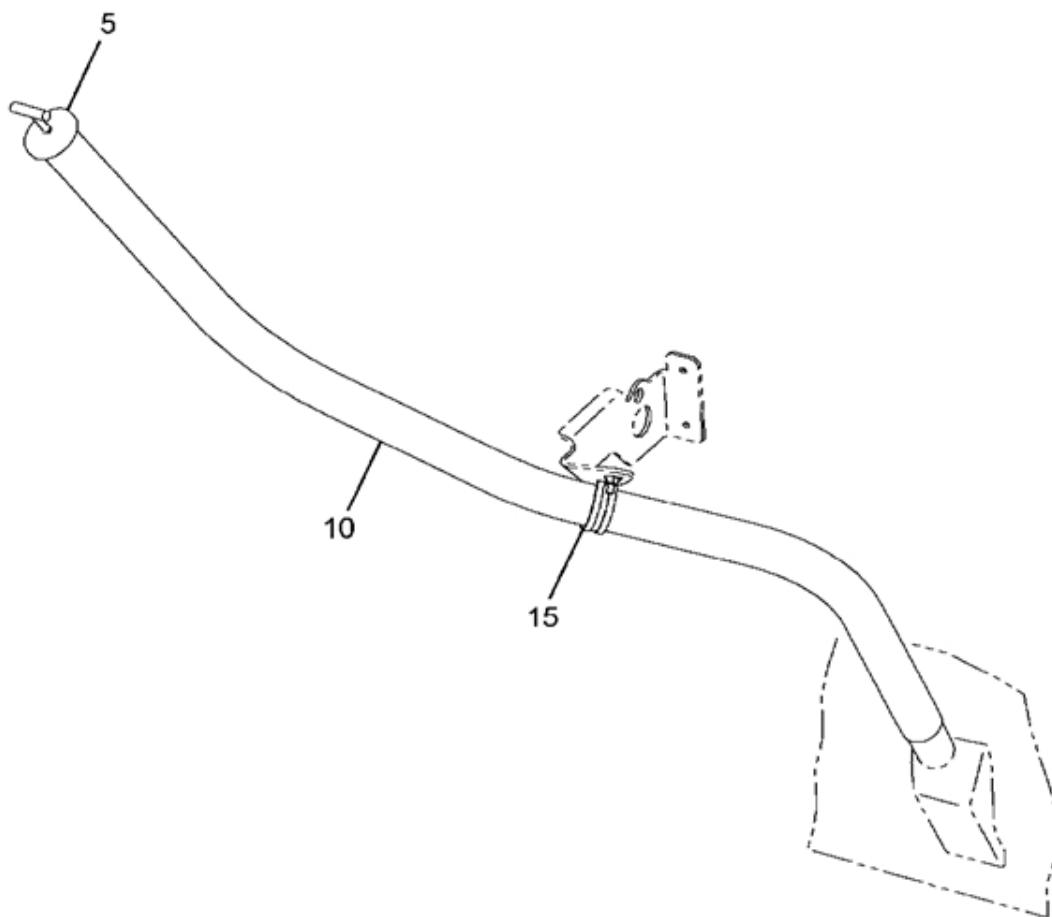


FIG. 11-10  
ENGINE OIL FILL & DIPSTICK, SSMRD W/I-308 & W/16044

Item	Part Number	Qty	Description
005	3613269C2	1	GAUGE,OIL LEVEL DIP STICK,
010	3818989C1	1	TUBE, ENGINE OIL FILL
015	31054R1	1	BOLT, M8 X 20 PHC CL 8.8 FLG/H
	299276C91	1	CLAMP,RUBBER CUSHIONED
	31082R1	1	NUT, M8 PHC FINISH

FIG. 11-11  
FAN DRIVE CAUTION PRODUCT GRAPHIC

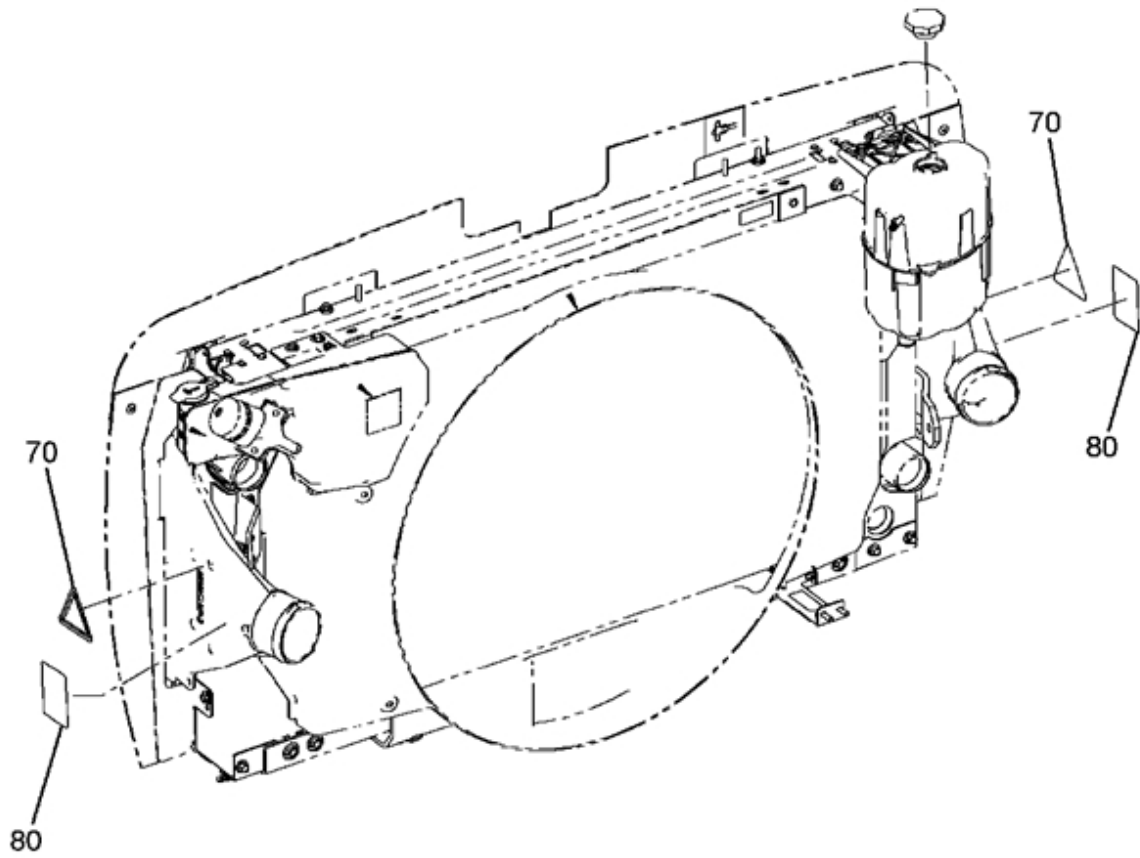


FIG. 11-11  
 FAN DRIVE CAUTION PRODUCT GRAPHIC

Item	Part Number	Qty	Description
070	3625401C1	2	PRODUCT GRAPHIC, LABEL
080	3812865C1	2	PRODUCT GRAPHIC, LABEL



FIG. 11-12  
FAN DRIVE HOUSING W/HORTON 12THL & W/STD GT SOLENIOD VALVE

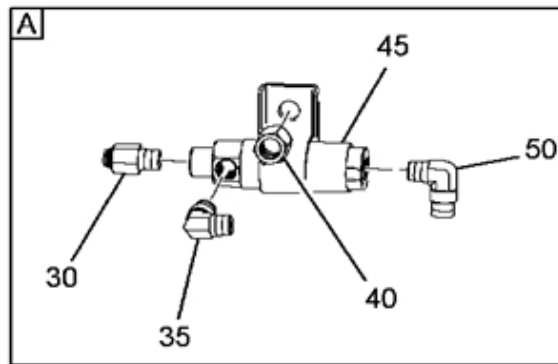
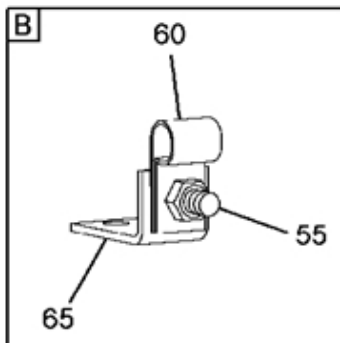
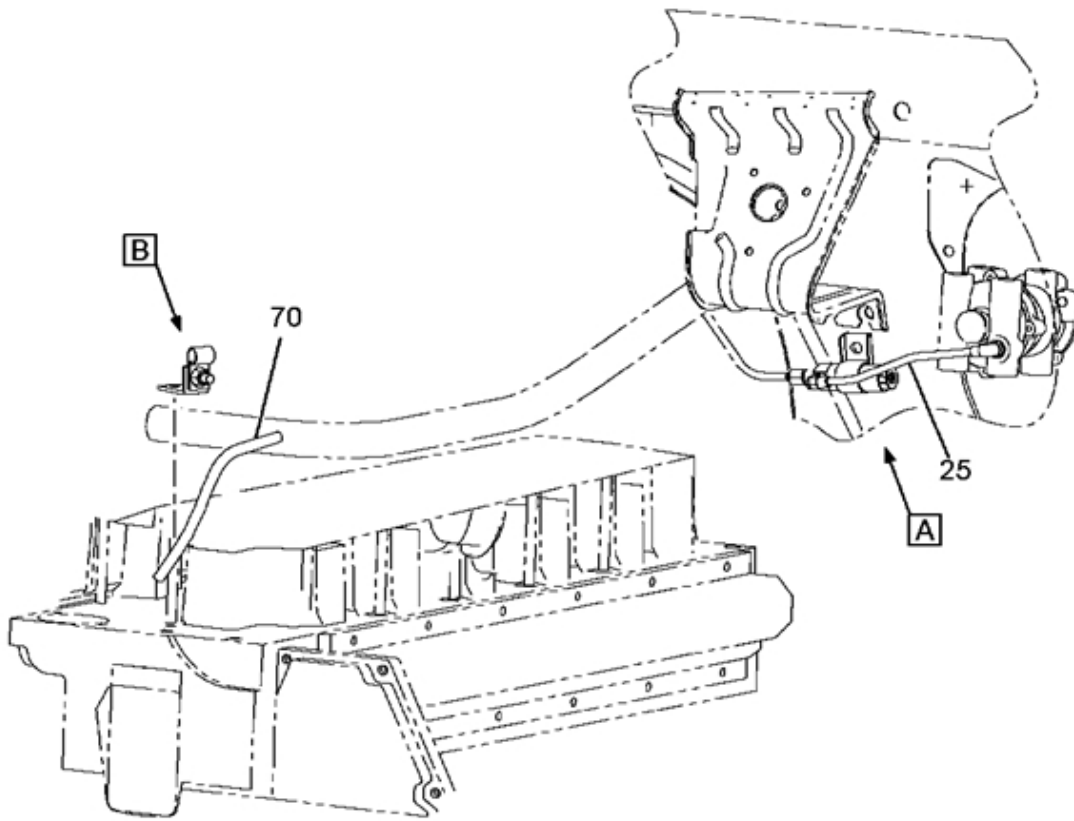


FIG. 11-12  
FAN DRIVE HOUSING W/HORTON 12THL & W/STD GT SOLENIOD VALVE

Item	Part Number	Qty	Description
025	417196C3	12	TUBE,NYLON BULK 1/4 OD BLACK
030	2017481C1	1	CONNECTOR,PUSH TO CONNECT*
035	2017508C1	1	ELBOW,QC 90D 1/8NPT X 1/4QC
040	3535162C1	1	NUT,HEX METRIC PREV. TORQ*M8 X
045	3551298C92	1	VALVE,SOLENOID AIR COND
050	9409931	1	ELBOW,PIPE 90D 1/8MPTX1/8FPT
055	31055R1	1	HEX CAP BOLT 8M - 1.25 X 25
	31082R1	1	NUT, M8 PHC FINISH
060	299407C1	1	CLAMP,.500 CABLE HOLD DOWN
065	484606C1	1	EXTENSION,CLIP
070	2644094R1	12	CONDUIT,CABLE ELEC 1FT

FIG. 11-13  
FAN SHROUD FEATURE

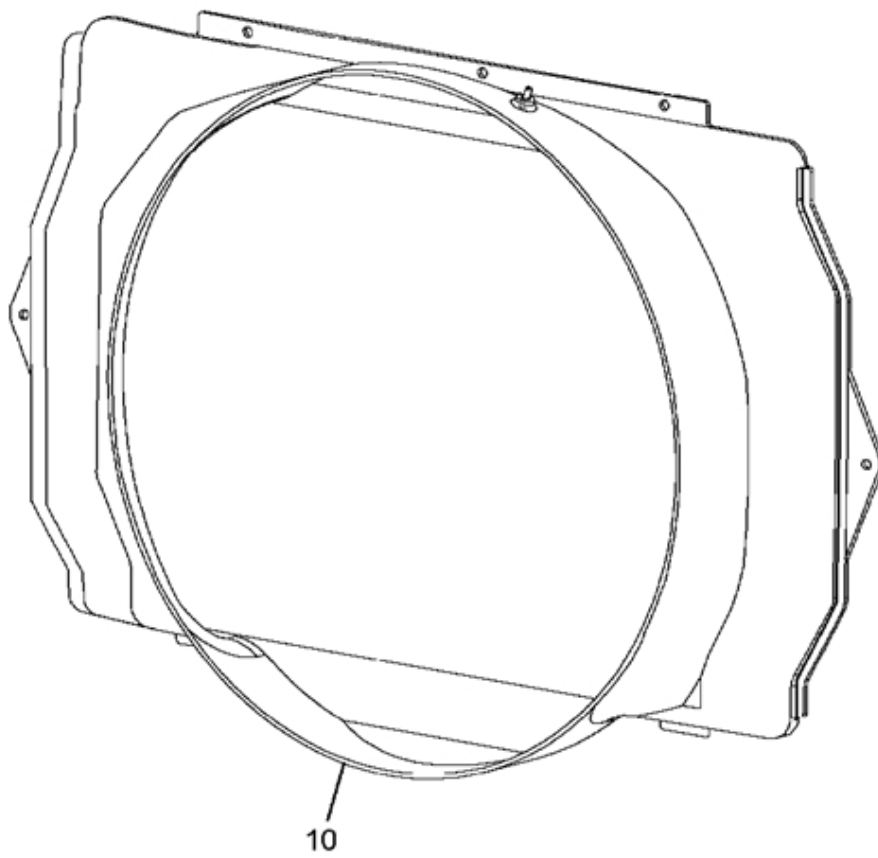


FIG 11-13  
FAN SHROUD FEATURE

Item	Part Number	Qty	Description
010	3819162F91	1	MM,RADIATOR, 30IN FAN SHROUD W

FIG. 11-13.1  
RADIATOR, 30IN FAN SHROUD W

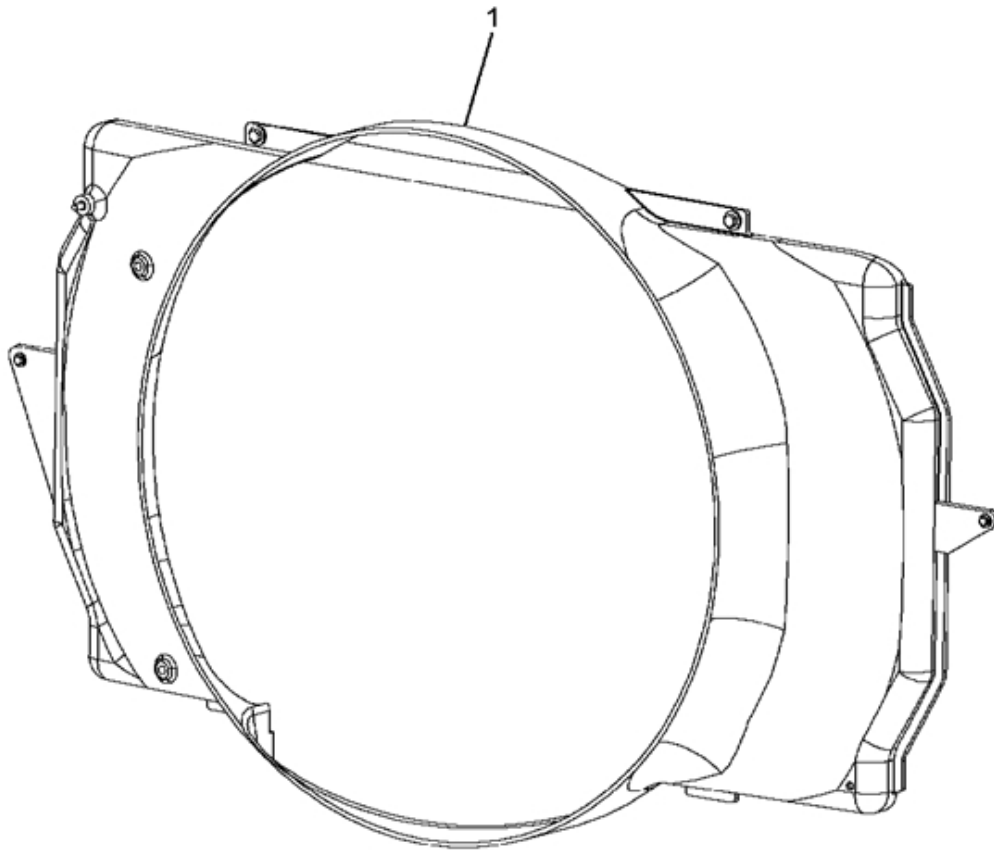


FIG. 11-13.1  
 RADIATOR, 30IN FAN SHROUD W

Item	Part Number	Qty	Description
001 880	2596088C91	1 RF	RADIATOR, 30IN FAN SHROUD W NOTE: ASM BELOW COMPRISED OF ABOVE COMPONENTS
881	3819162F91	RF	RADIATOR, 30IN FAN SHROUD W

FIG. 11-13.2  
RADIATOR, 30IN FAN SHROUD W

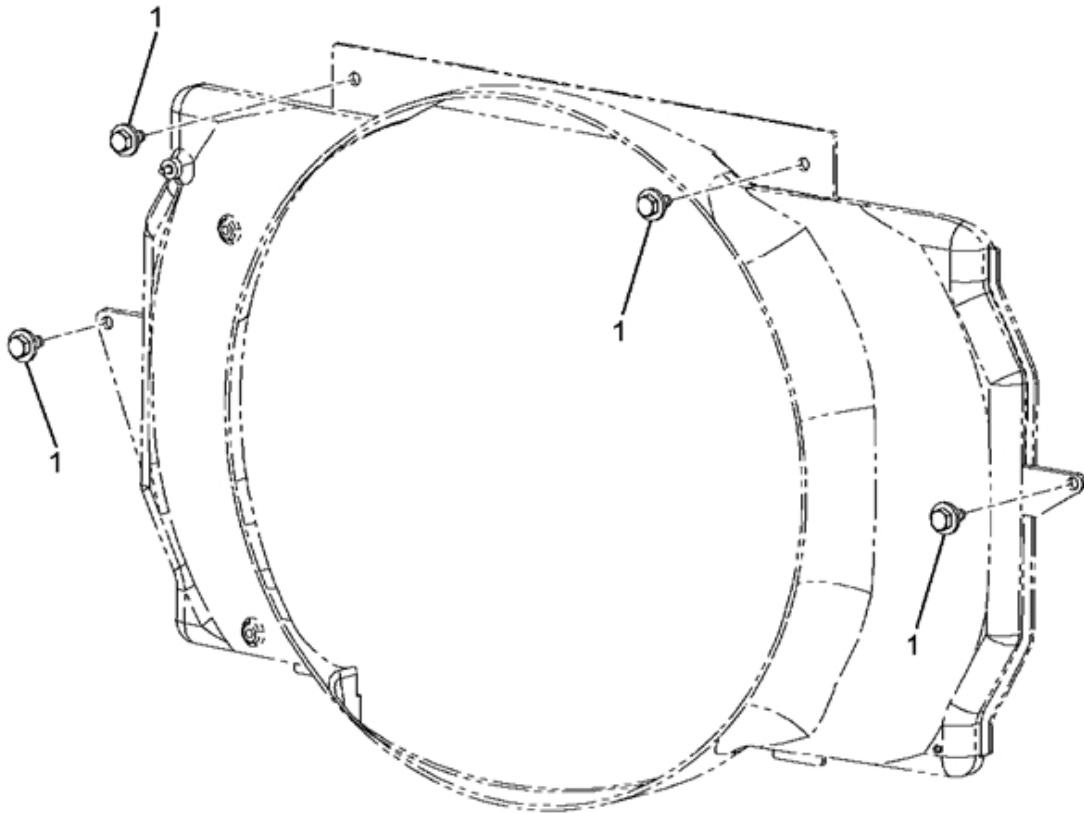


FIG. 11-13.2  
 RADIATOR, 30IN FAN SHROUD W

Item	Part Number	Qty	Description
001 880	2591782C91	KT RF	KIT, FAN SHROUD REPAIR NOTE: ASM BELOW COMPRISED OF ABOVE COMPONENTS
881	2596088C91	RF	RADIATOR, 30IN FAN SHROUD W



FIG. 11-13.3  
KIT, FAN SHROUD REPAIR

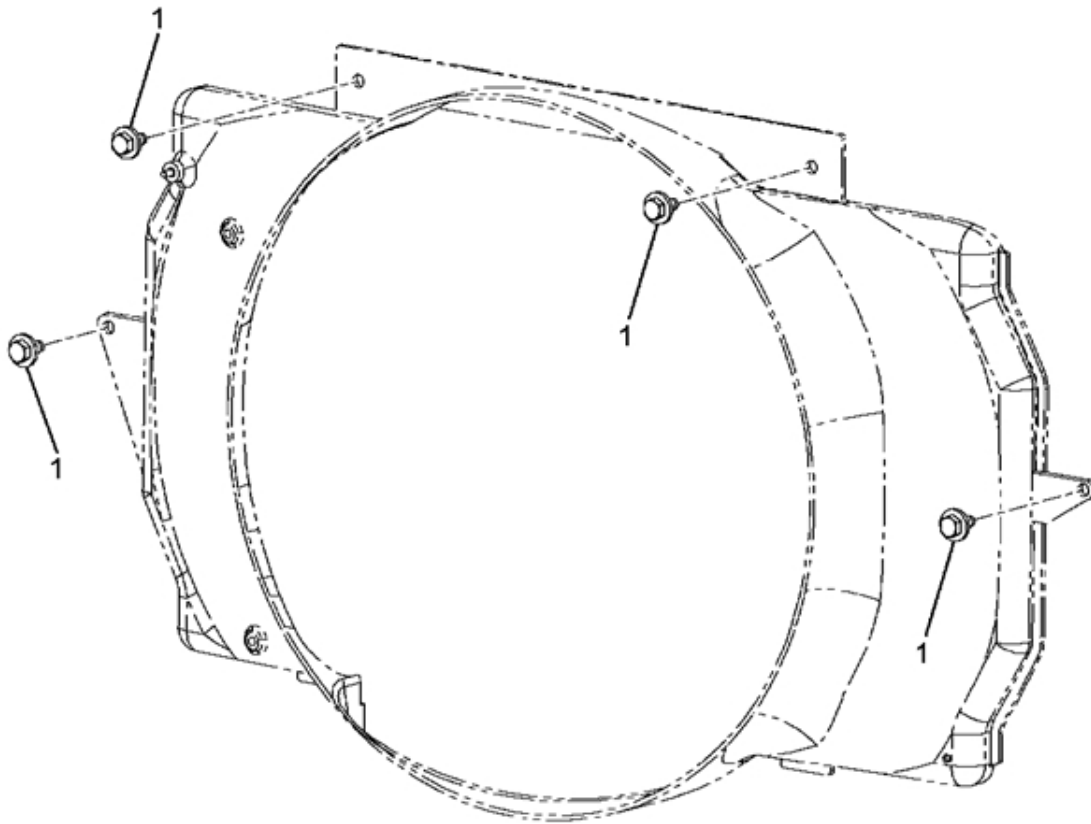


FIG. 11-13.3  
 KIT, FAN SHROUD REPAIR

Item	Part Number	Qty	Description
001 880	2504909C1	5 RF	SCREW, FAN SHROUD NOTE: ASM BELOW COMPRISED OF ABOVE COMPONENTS
881	2591782C91	RF	KIT, FAN SHROUD REPAIR

FIG. 11-14  
FAN, FAN DRIVE - SS W/I6 HEUI ENG & HORTON DRIVEMASTER-  
12THL

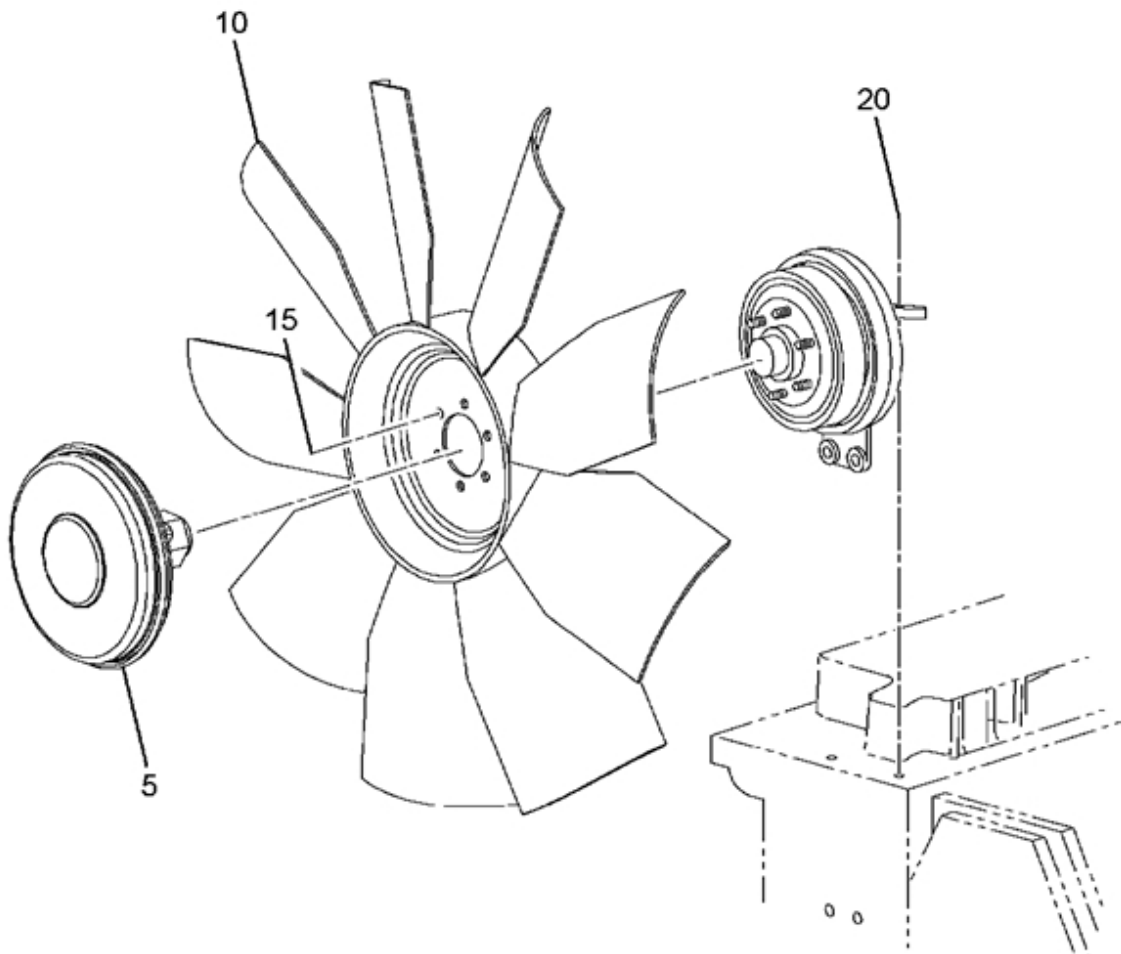


FIG. 11-14  
FAN, FAN DRIVE - SS W/I6 HEUI ENG & HORTON DRIVEMASTER-  
12THL

Item	Part Number	Qty	Description
015	120382	6	LOCKWASER
	25709R1	6	3/8"" SAE FLAT WASHER - ZN6A
	25523R1	6	NUT, 3/8-NF PHC TYPE 8
020	31055R1	2	HEX CAP BOLT 8M - 1.25 X 25

FIG. 11-15  
INTL I-530 ST/HT

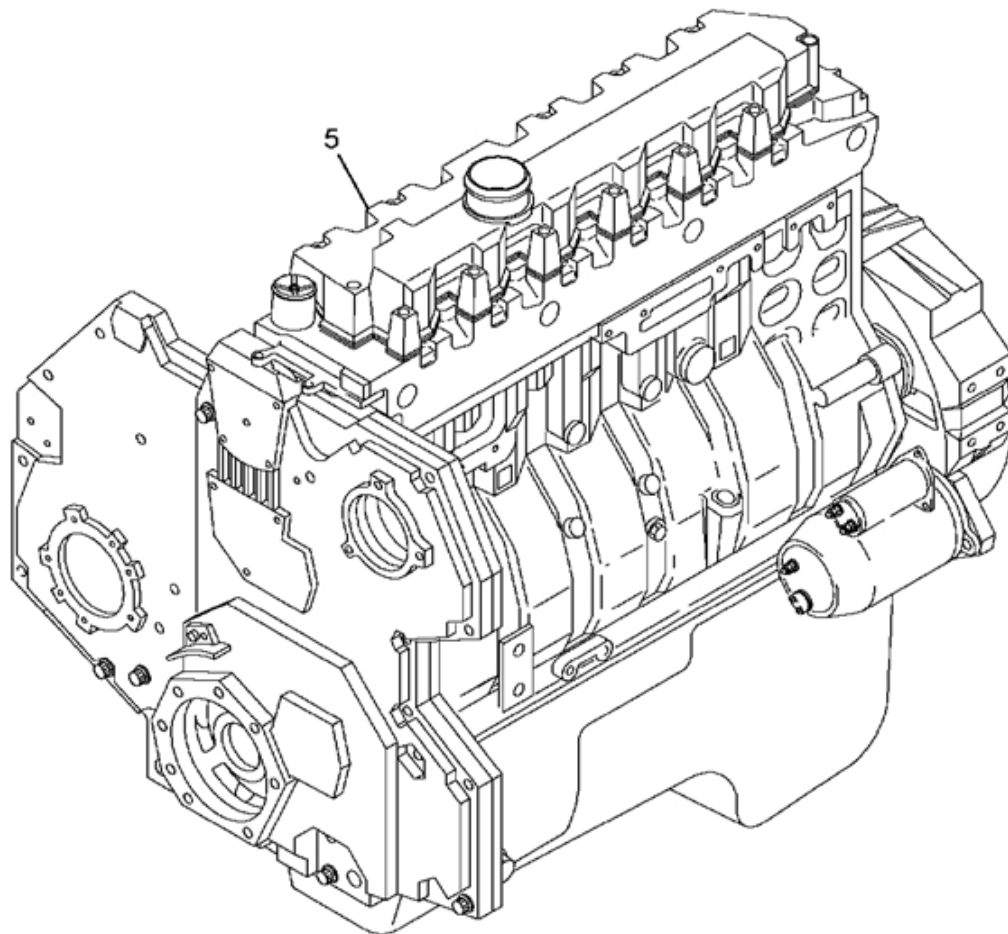


FIG. 11-15  
INTL I-530 ST/HT

Item	Part Number	Qty	Description
005	2596478C91L GA42689	AR AR	KIT, MRAP SVC ENGINE INSTALL ENGINE,530 TRUCK 330HP@2000RPM

FIG. 11-15.1  
KIT, MRAP SVC ENGINE INSTALL

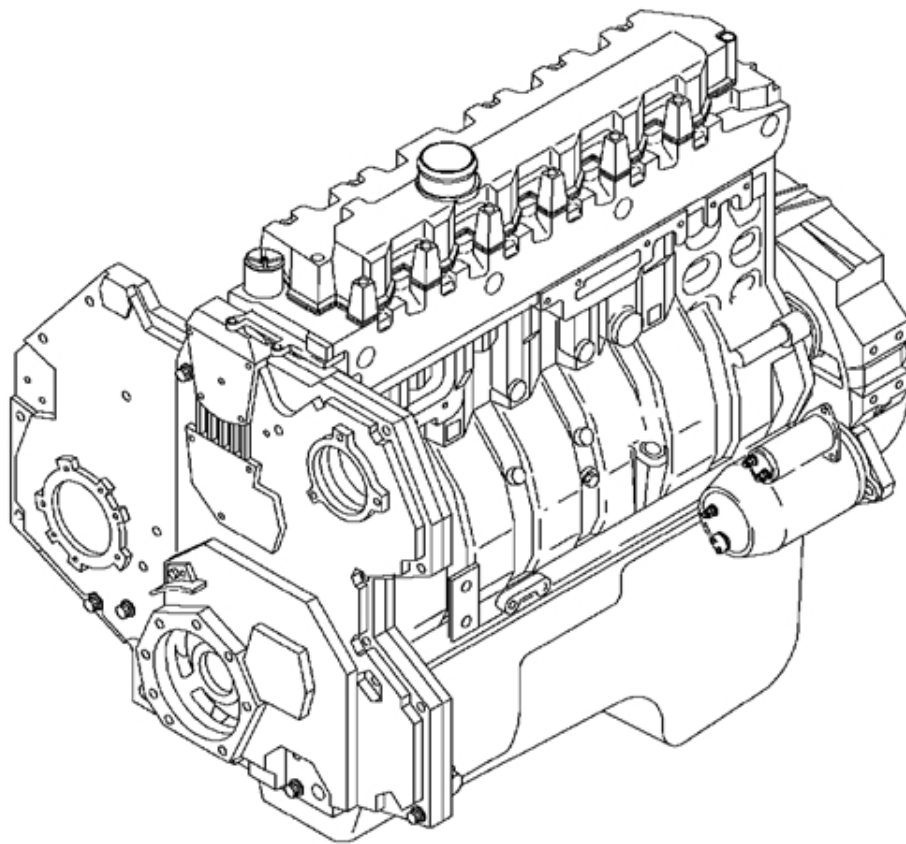


FIG. 11-15.1  
KIT, MRAP SVC ENGINE INSTALL

Item	Part Number	Qty	Description
001		RF	BASE ENGINE
002	3819829C91	1	ALTERNATOR, 24V, 400A, BRUSH TYPE
003	3610516C92	1	MOTOR, START 24V, L/N W/MAG SW
004	1881226C1	1	BELT, FAN, FORDING, FEAD, 10PK
005	2005148C1	1	BELT, V
006	31082R1	1	NUT, M8X1.25 CLASS 10 PHC FLG
007	3613269C2	1	GAUGE, OIL LEVEL DIP STICK,
008	3818989C1	1	TUBE, ENGINE OIL FILL
009	31054R1	1	BOLT, FLANGED M8 X 20 MM
010	299276C91	1	CLAMP, RUBBER CUSHIONED
880		RF	NOTE: ASM BELOW COMPRISED OF ABOVE COMPONENTS
881	2596478C91L	RF	KIT, MRAP SVC ENGINE INSTALL



FIG. 11-15.2  
ENGINE, 530 TRUCK 330HP@2000RPM

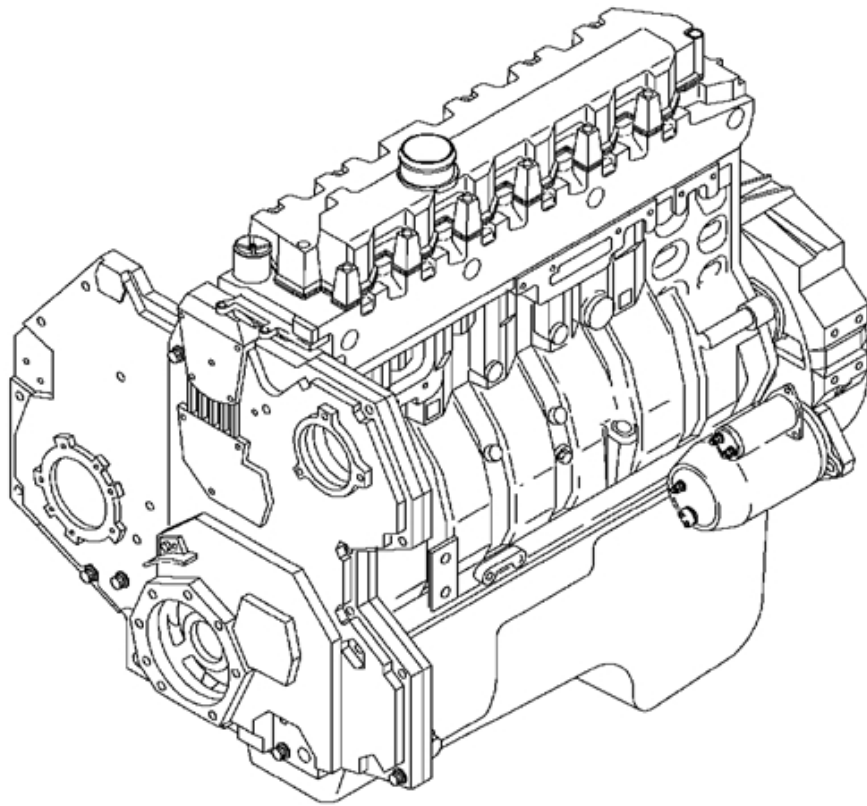


FIG. 11-15.2  
ENGINE, 530 TRUCK 330HP@2000RPM

Item	Part Number	Qty	Description
001	641002C001	1	PAINT UNIT (NGD BLUE)
	641002E575	1	PRODUCT GRAPHICS(530)
	641003A004	1	CAMSHAFT-(I-308) UNIT
	641003C002	1	TAPPET UNIT
	641003D002	1	IDLER GEAR UNIT
	641004A002	1	CONNECTING ROD(I-308) UNIT
	641004B022	1	PISTON UNIT (I-308,530 HD)
	641005A005	1	PUMP, WATER
	641005B001	1	THERMOSTAT UNIT
	641005M005	1	SUB-SECT, COOLANT CONDITIONER UNIT
	641005P005	1	WATER INLET ELBOW UNIT
	641006A005	1	CRANKCASE (I-308) UNIT
	641006B009	1	FRONT COVER (I308) UNIT
	641006L001	1	PAN, OIL, REAR SUMP
	641006M013	1	OIL LEVEL GAUGE
	641007A004	1	CRANKSHAFT UNIT (I-308)
	641007B008	1	DAMPER, VIBRATION
	641007C003	1	OIL SEALS REAR UNIT
	641007L006	1	FLYWHEEL UNIT
	641008A009	1	CYLINDER HEAD
	641008C003	1	ROCKER ARM
	641008D013	1	VALVE COVER
	641008F002	1	LIFTING EYE UNIT
	641009A008	1	ELECTRIC, WIRING REAR CEC
	641009B005	1	SENSOR, ELECTRONIC NGV
	641009C014	1	MOUNTING, REAR CEC NGV
	641009L014	1	ALTERNATOR BRACKET
	641010L011	1	FLYWHEEL HOUSING(FORDING)
	641010M001	1	FRONT ENGINE MOUNTS UNIT
	641010N007	1	BRACKET, ENG. MT.REAR W/XMSN
	641011C054	1	FUEL INJECTOR UNIT (I-308,530)
	641011E002	1	HYDRAULIC FUEL SYSTEM UNIT
	641011L019	1	FILTER, FUEL
	641013A003	1	PUMP, OIL UNIT I308 530
	641013B003	1	OIL FILTER
	641013C003	1	OIL COOLER
	641014B006	1	MANIFOLD, EXHAUST
	641015A067	1	TURBOCHARGER UNIT
	641015D001	1	TURBO PIPING UNIT
	641016L002	1	COMPRESSOR UNIT, AIR
	641016M014	1	POWER STEERING PUMP COLLECTOR
	641017L007	1	VENT TUBE(FORDING)
	641020B003	1	TENSIONER,BELT AUTOMATIC (FORDING)
880		RF	NOTE: ASM BELOW COMPRISED OF ABOVE COMPONENTS
881	GA42689	RF	ENGINE,530 TRUCK 330HP@2000RPM

FIG. 11-15.3  
CAMSHAFT (I-308)

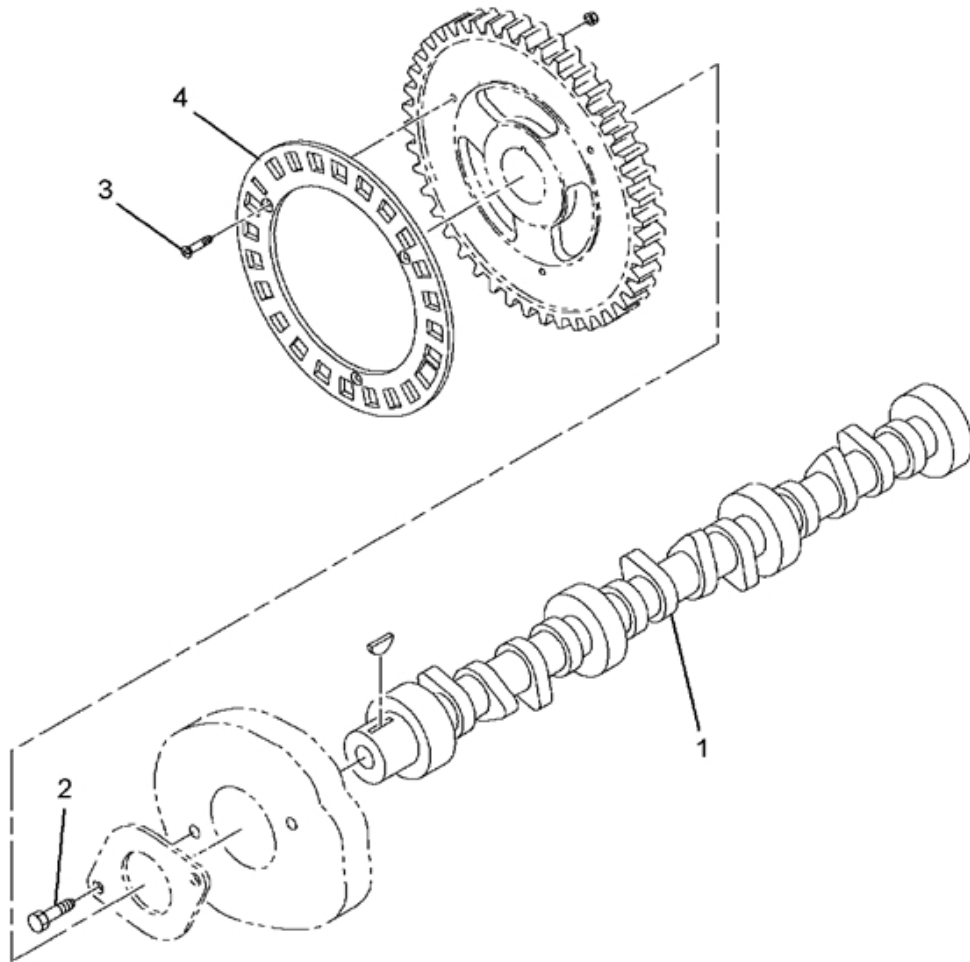


FIG. 11-15.3  
CAMSHAFT (I-308)

Item	Part Number	Qty	Description
001	1830613C91	1	CAMSHAFT,ASSEMBLY
002	1817956C1	2	BOLT, M8X20MM HEX FLANGE
003	1825464C1	3	SCREW,FL HD M5X12
004	1824723C1	1	DISC,TIMING SENSOR
880		RF	NOTE: ASM BELOW COMPRISED OF ABOVE COMPONENTS
881	641003A004	RF	CAMSHAFT (I-308)

FIG. 11-15.4  
CAMSHAFT ASM, GEAR & PLATE

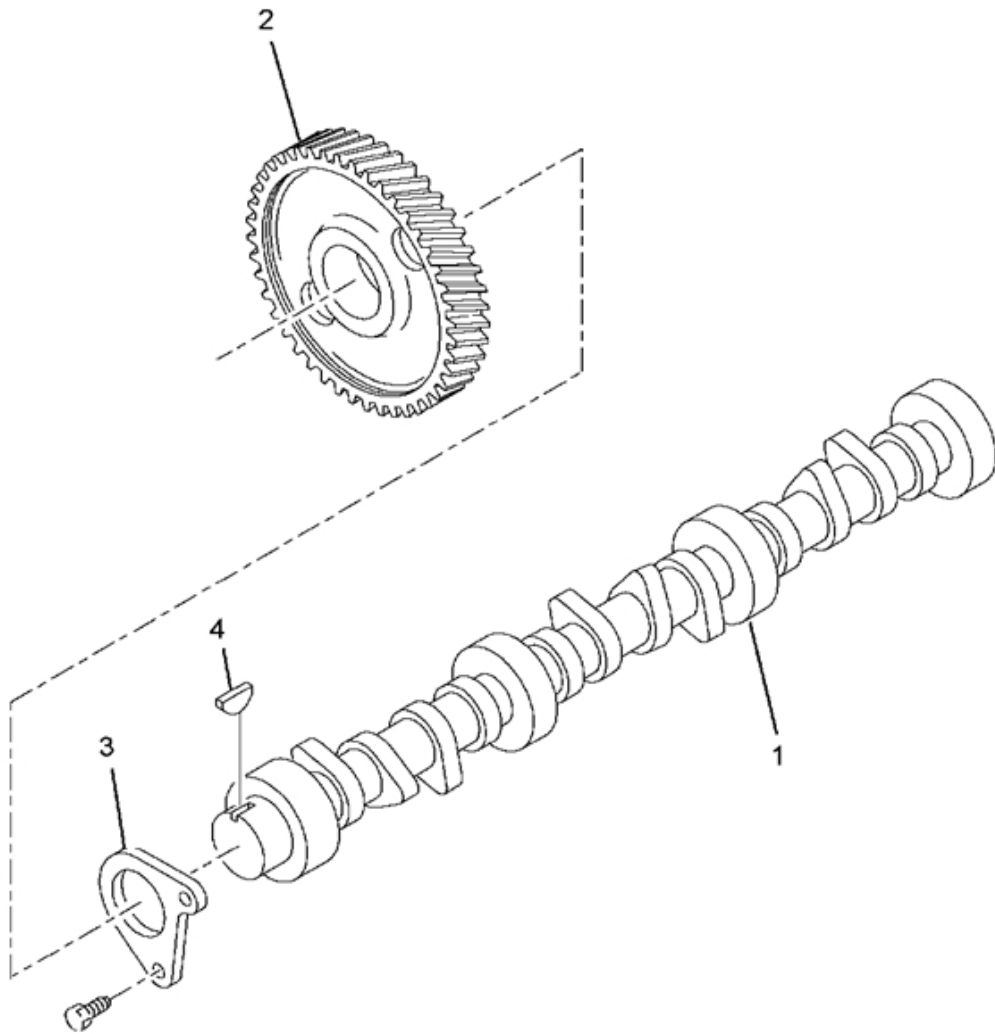


FIG. 11-15.4  
CAMSHAFT ASM, GEAR & PLATE

Item	Part Number	Qty	Description
001	1824747C1	1	CAMSHAFT,MACHINING
002	1823944C92	1	GEAR ASM,CAMSHAFT
003	1817545C1	1	PLATE,CAMSHAFT THRUST
004	218211	1	KEY, 1/4 X 3/4 SAE 91 WOODRUFF
880		RF	NOTE: ASM BELOW COMPRISED OF ABOVE COMPONENTS
881	1830613C91	RF	CAMSHAFT,ASSEMBLY

FIG. 11-15.5  
GEAR ASSY, CAMSHAFT

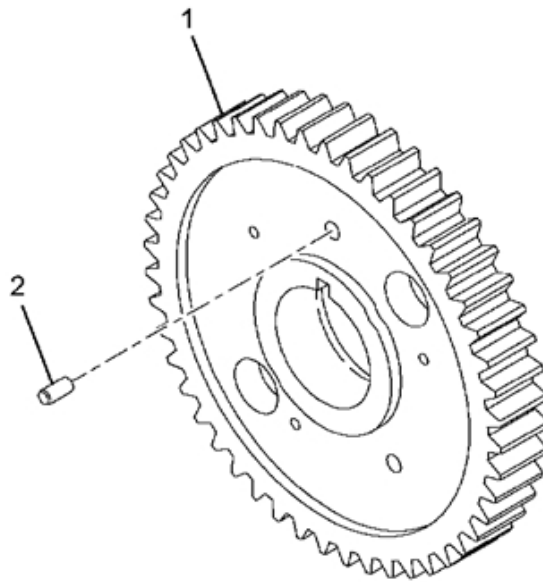


FIG. 11-15.5  
GEAR ASSY, CAMSHAFT

Item	Part Number	Qty	Description
001	1821997C3	1	GEAR,CAMSHAFT
002	19841R1	2	DOWEL,HARDENED*STD
880		RF	NOTE: ASM BELOW COMPRISED OF ABOVE COMPONENTS
881	1823944C92	RF	GEAR ASM,CAMSHAFT



FIG. 11-15.6  
VALVE TAPPETS

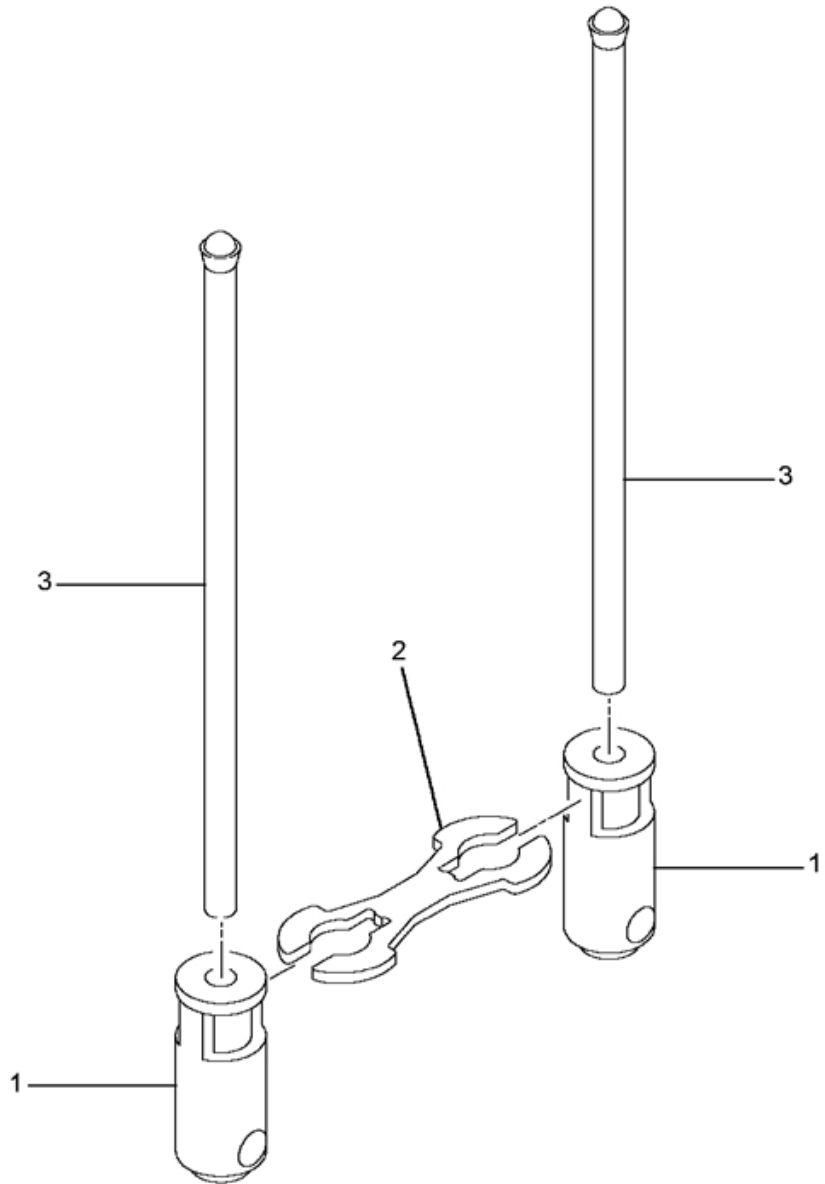
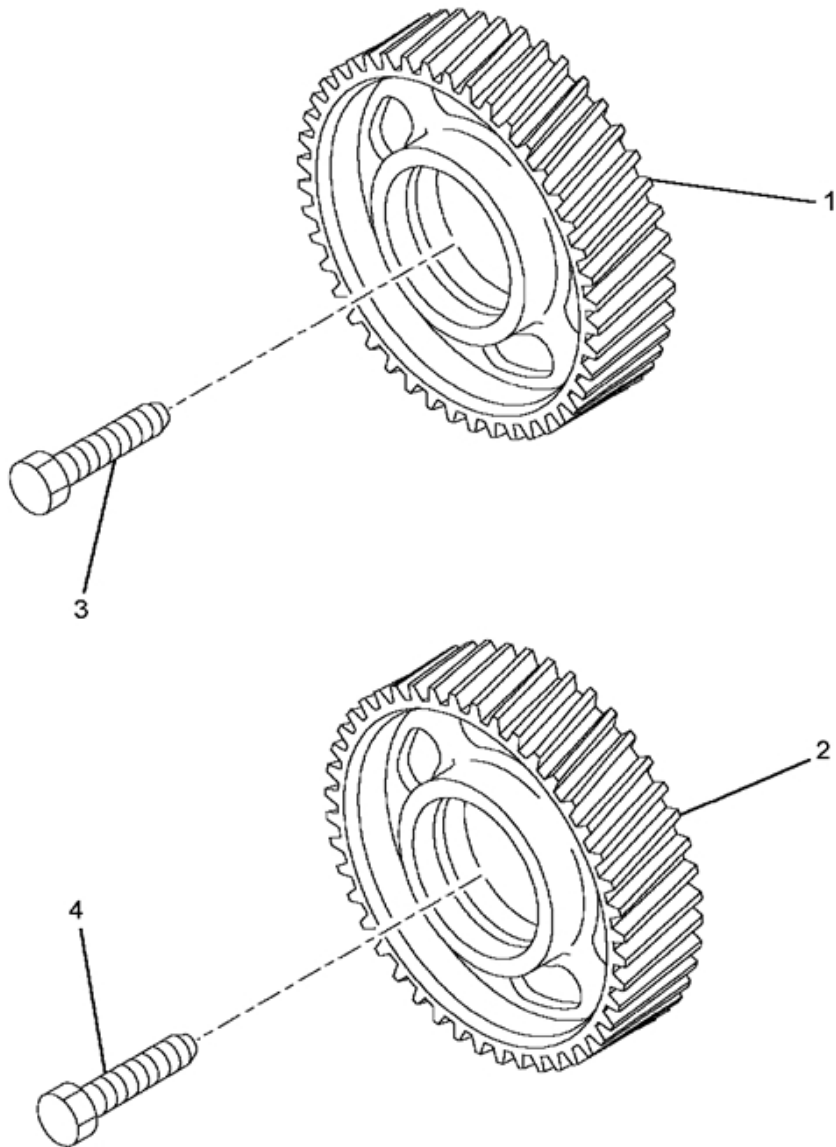


FIG. 11-15.6  
VALVE TAPPETS

Item	Part Number	Qty	Description
001	1809570C2	12	TAPPET,ENG VALVE
002	1813892C1	6	GUIDE,ROLLER TAPPET
003	1821962C2	12	ROD ASM, PUSH
		RF	ENGINES
			BETWEEN
			1/27/1998
			-
			3/11/2004
	1850010C1	12	ROD,PUSH ASM
		RF	ENGINES AFTER 3/12/2004
880		RF	NOTE: ASM BELOW COMPRISED OF ABOVE
			COMPONENTS
881	641003C002	RF	VALVE TAPPETS

FIG. 11-15.7  
IDLER GEARS



## FIG. 11-15.7

## IDLER GEARS

Item	Part Number	Qty	Description
001	1822102C95	1	GEAR ASM, IDLER UPPER
002	1822101C95	1	GEAR ASM, IDLER LOWER
003	1820287C1	1	BOLT, M16 X 65MM
004	40055R1	1	BOLT, M20 X 70 MM
880		RF	NOTE: ASM BELOW COMPRISED OF ABOVE COMPONENTS
881	641003D002	RF	IDLER GEAR

FIG. 11-15.8  
GEAR ASM, IDLER UPPER

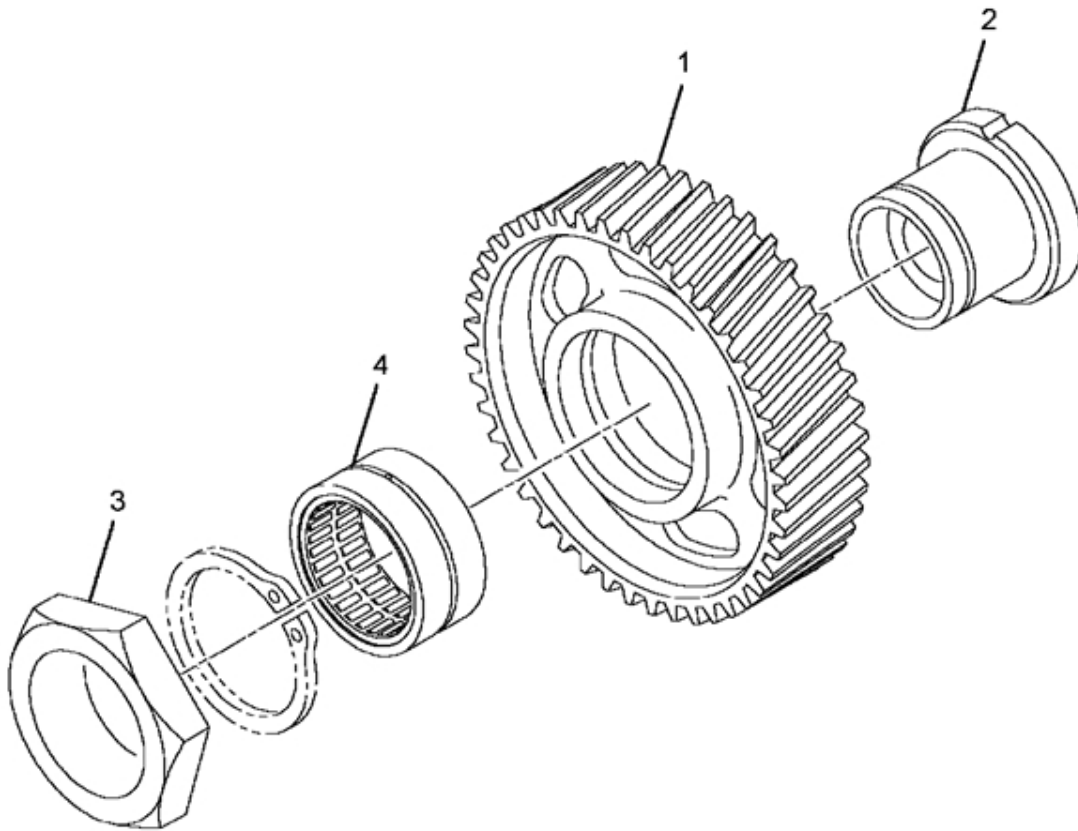


FIG. 11-15.8  
GEAR ASM, IDLER UPPER

Item	Part Number	Qty	Description
001	1824635C1	1	GEAR, IDLER UPPER (HEUI)
002	1820277C1	1	SHAFT, IDLER UPPER
003	1820278C1	1	NUT, UPPER IDLER SHAFT
004	1820383C91	1	BEARING AY, IDLER UPPER
880		RF	NOTE: ASM BELOW COMPRISED OF ABOVE COMPONENTS
881	1822102C95	RF	GEAR ASM, IDLER UPPER

FIG. 11-15.9  
GEAR ASM, IDLER LOWER

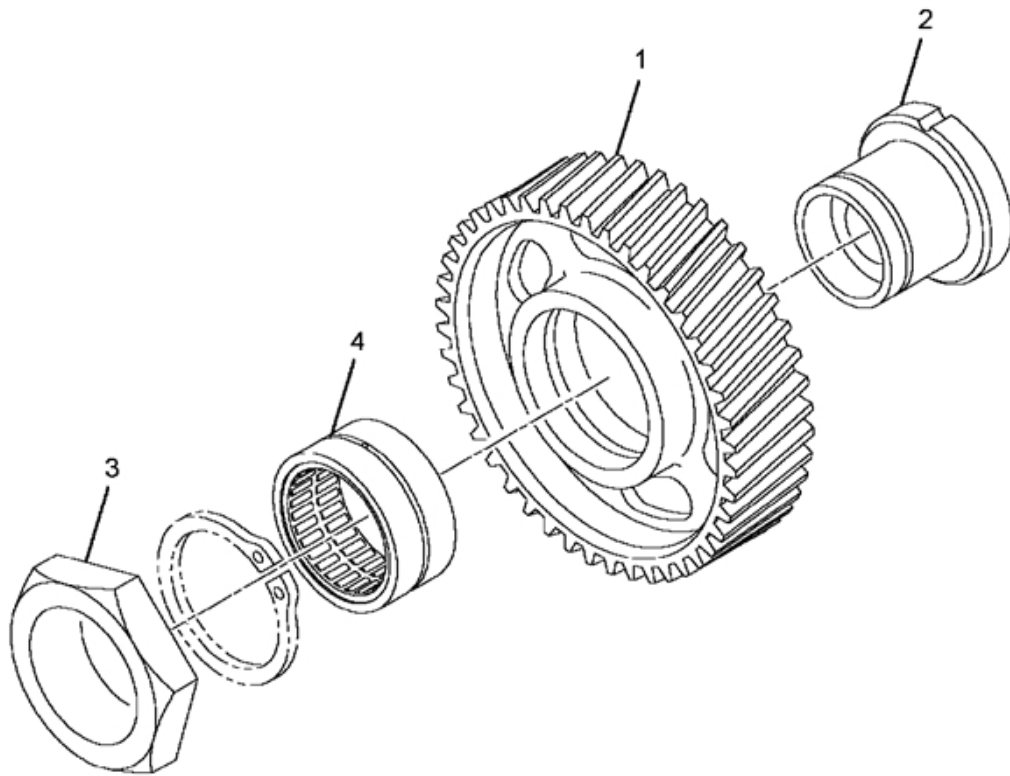


FIG. 11-15.9  
 GEAR ASM, IDLER LOWER

Item	Part Number	Qty	Description
001	1824636C1	1	GEAR, IDLER LOWER (HEUI)
002	1820294C1	1	SHAFT, IDLER - LOWER
003	1820301C1	1	NUT, LOWER IDLER SHAFT
004	1818614C91	1	BEARING AY, IDLER LOWER
880		RF	NOTE: ASM BELOW COMPRISED OF ABOVE COMPONENTS
881	1822101C95	RF	GEAR ASM, IDLER LOWER



FIG. 11-15.10  
CONNECTING ROD (I-308)

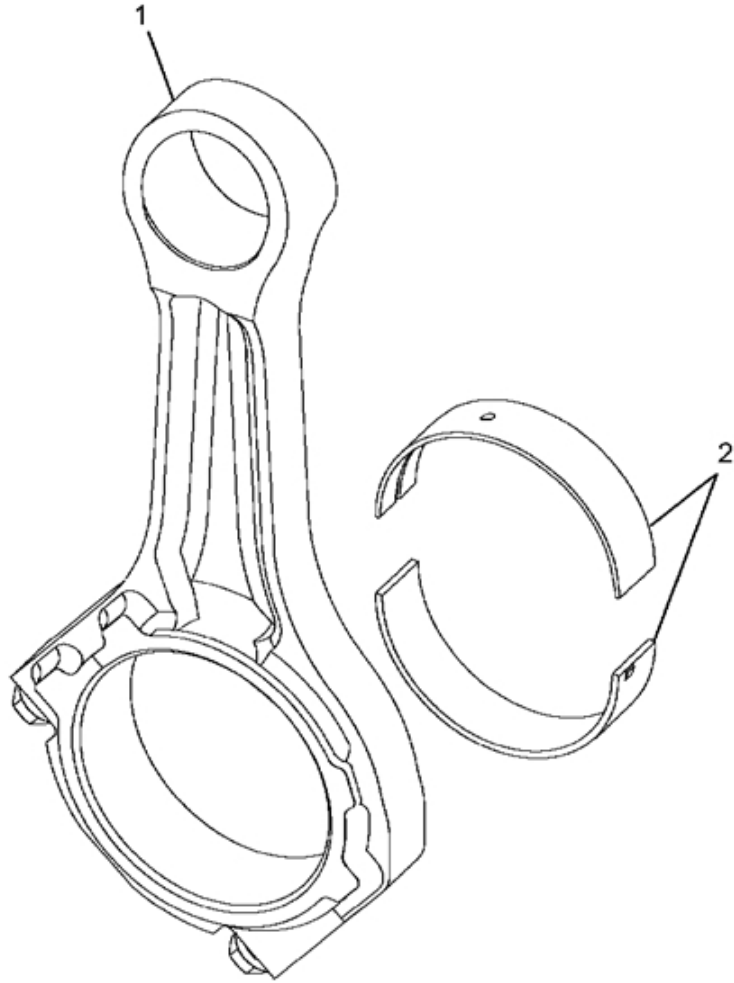


FIG. 11-15.10  
CONNECTING ROD (I-308)

Item	Part Number	Qty	Description
001	1873875C92	6	ROD ASM, CONNECTING
002	1841931C2	12	BEARING, CONNECTING ROD
880		RF	NOTE: ASM BELOW COMPRISED OF ABOVE COMPONENTS
881	641004A002	RF	CONNECTING ROD (I-308)

FIG. 11-15.11  
ROD, ASM CONNECTING

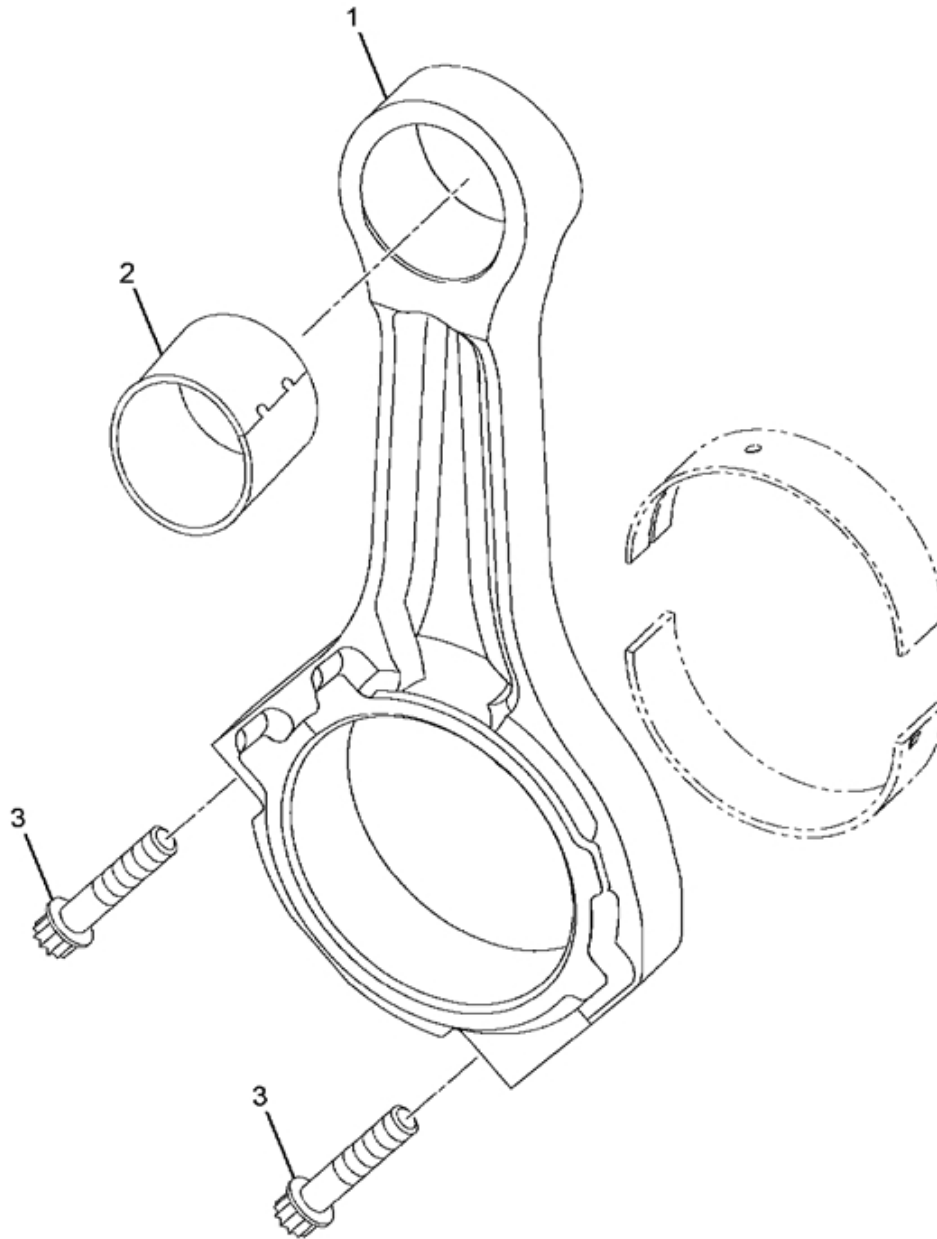


FIG. 11-15.11  
 ROD, ASM CONNECTING

Item	Part Number	Qty	Description
001	1873876C1	1	ROD & CAP, CONNECTING
002	1878247C1	1	BUSHING,CONNECTING ROD
003	1873884C1	2	BOLT,CONNECTING ROD
880		RF	NOTE: ASM BELOW COMPRISED OF ABOVE COMPONENTS
881	1873875C92	RF	ROD,ASM CONNECTING

FIG. 11-15.12  
PISTON, ARTICULATED, I308, 530HD

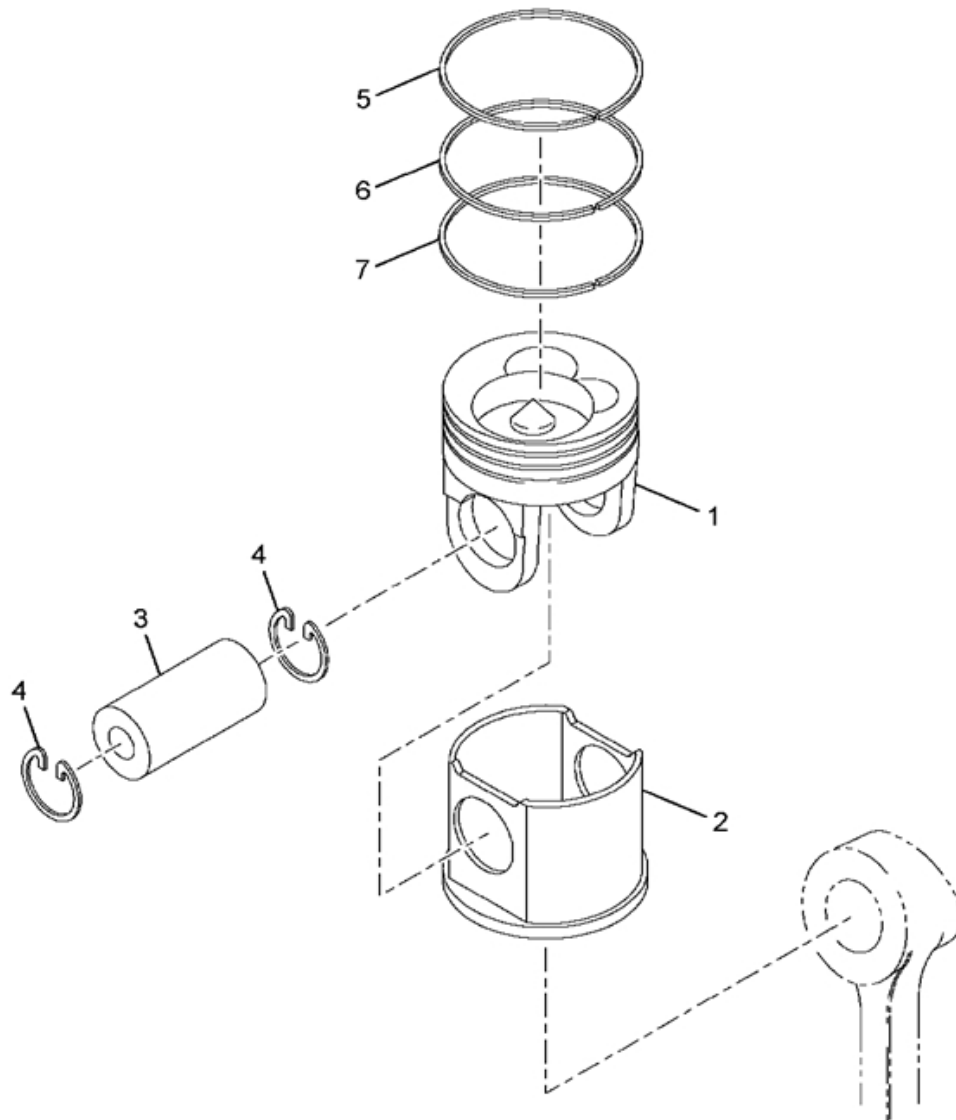


FIG. 11-15.12  
 PISTON, ARTICULATED, I308, 530HD

Item	Part Number	Qty	Description	
001	1836320C1	6	PISTON,CROWN	
002	1833433C1	6	PISTON,SKIRT	
003	1830060C1	6	PIN,PISTON STD	
004	1818702C1	12	RETAINER,PIN	
005	1817586C1	6	RING, TOP COMPRESSION	A
006	1825626C1	6	RING, INTER COMPRESSION	A
007	1830595C1	6	RING,OIL CONTROL	A
801	1836193C91	KT	PACKAGE,PISTON RING I-308,466	
		RF	(CONSISTS OF PARTS DENOTED BY A)	
880		RF	NOTE: ASM BELOW COMPRISED OF ABOVE COMPONENTS	
881	641004B022	RF	PISTON,ARTICULATED, I308,530HD	

FIG. 11-15.13  
PKG, PSTN RING I-308,466

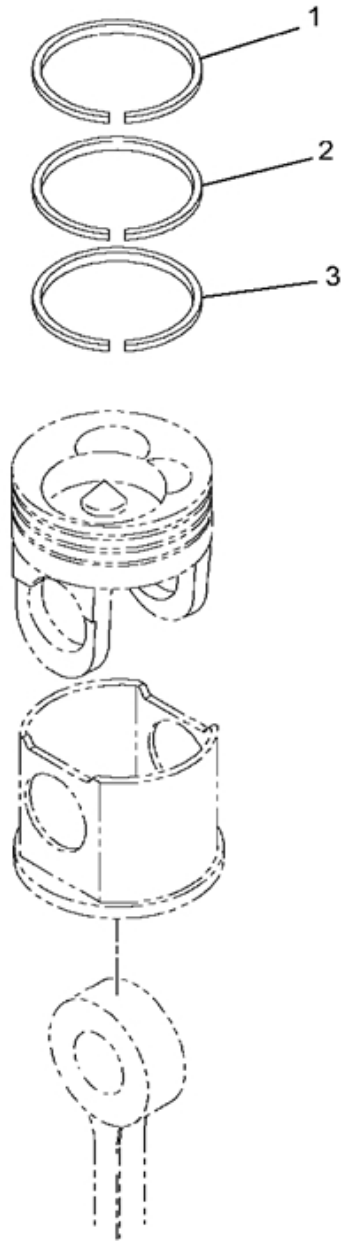


FIG. 11-15.13  
 PKG, PSTN RING I-308,466

Item	Part Number	Qty	Description
001	1817586C1	1	RING, TOP COMPRESSION
002	1825626C1	1	RING, INTER COMPRESSION
003	1830595C1	1	RING, OIL CONTROL
880		RF	NOTE: ASM BELOW COMPRISED OF ABOVE COMPONENTS
881	1836193C91	RF	PACKAGE, PISTON RING I-308,466



FIG. 11-15.14  
PUMP, WATER

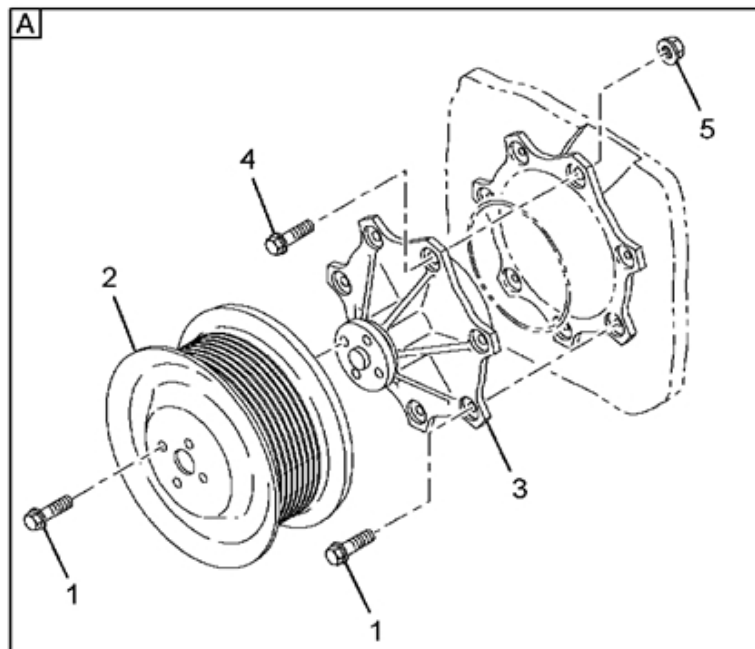
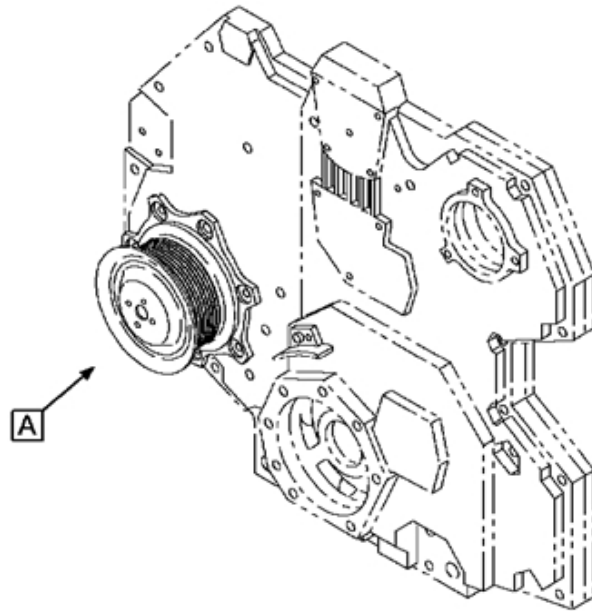


FIG. 11-15.14

PUMP, WATER

Item	Part Number	Qty	Description
001	1817810C1	10	BOLT, M6X1 6G 12MM HF
002	1879468C1	1	PULLEY, WATER PUMP 570
003	1830606C94	1	WATER PUMP (I-308/530) ASSY (SERVICE)A
004	1817811C1	1	BOLT M8 X 1.25 6Q 60MM-10.9
005	40050R1	1	NUT, M8X1.25
880		RF	NOTE: ASM BELOW COMPRISED OF ABOVE COMPONENTS
881	641005A005	RF	PUMP, WATER

FIG. 11-15.15  
THERMOSTAT ASSEMBLY, WATER OUTLET

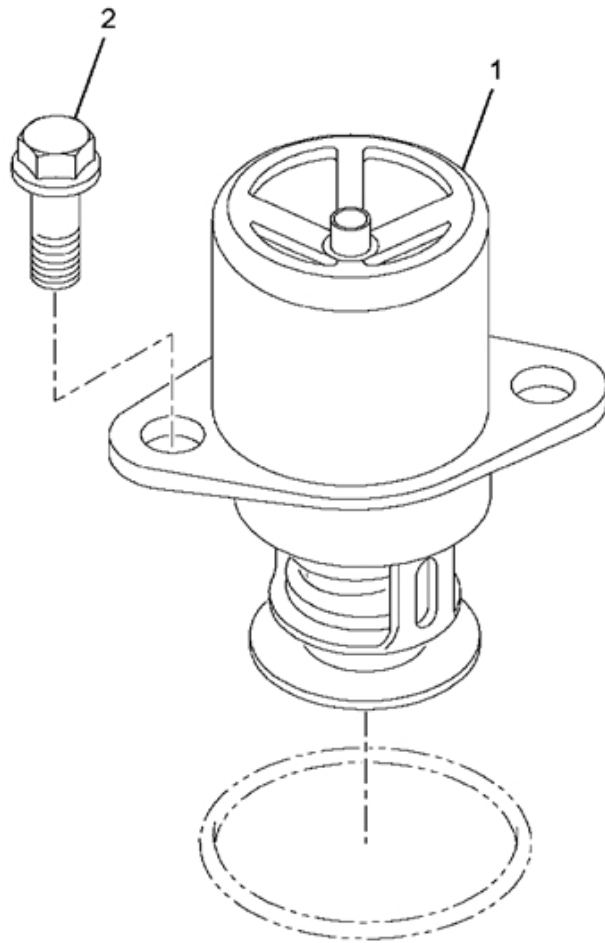


FIG. 11-15.15  
THERMOSTAT ASSEMBLY, WATER OUTLET

Item	Part Number	Qty	Description
001	1830256C93	1	THERMOSTAT ASSEMBLY, WATER OUTLET
	1820951C1	1	O-RING, 2 1/8"
002	1817812C1	2	BOLT, M8 X 16MM HEX FLANGE
880		RF	NOTE: ASM BELOW COMPRISED OF ABOVE COMPONENTS
881	641005B001	RF	THERMOSTAT ASSEMBLY, WATER OUTLET

FIG. 11-15.16  
THERMOSTAT

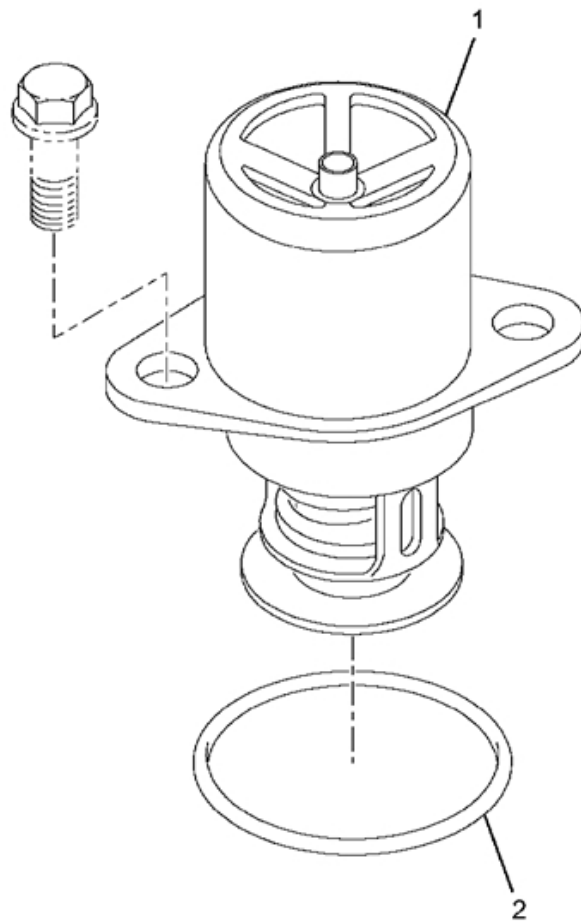


FIG. 11-15.16  
THERMOSTAT

Item	Part Number	Qty	Description
001	1830120C2	1	THERMOSTAT
002	1836075C1	1	RING, "0" 2 1/8" I.D.
880		RF	NOTE: ASM BELOW COMPRISED OF ABOVE COMPONENTS
881	1830256C93	RF	THERMOSTAT

FIG. 11-15.17  
COVER COOLANT FILTER

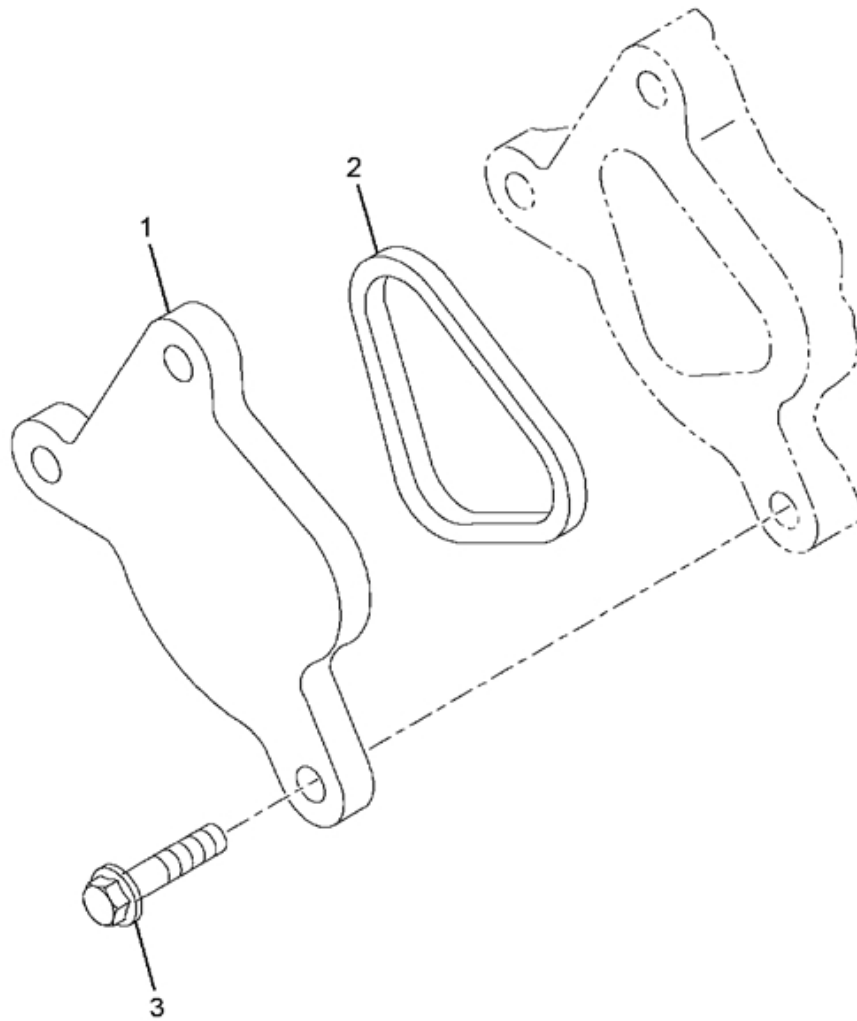


FIG. 11-15.17  
COVER COOLANT FILTER

Item	Part Number	Qty	Description
001	1830305C1	1	COVER,COOLANT FILTER
002	1820353C1	1	SEAL,HEADER
003	1817957C1	3	BOLT, M8X25MM HEX FLANGE
880		RF	NOTE: ASM BELOW COMPRISED OF ABOVE COMPONENTS
881	641005M005	RF	COVER COOLANT FILTER



FIG. 11-15.18  
WATER INLET, ELBOW

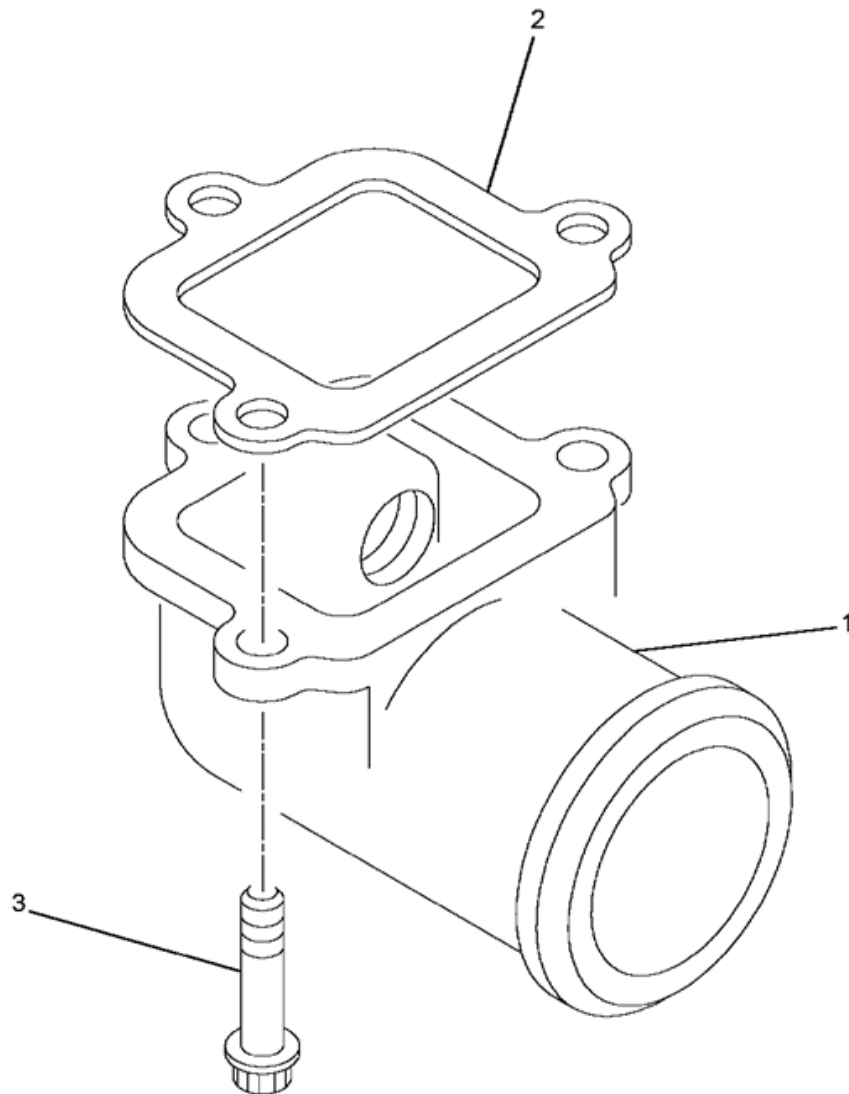


FIG. 11-15.18  
WATER INLET, ELBOW

Item	Part Number	Qty	Description
001	3527258C1	1	ELBOW,WATER INLET
002	1817974C1	1	GASKET,WATER INLET
003	1817958C1	3	BOLT,M8 X 1.25 X 30MM HEX FLANGE
880		RF	NOTE: ASM BELOW COMPRISED OF ABOVE COMPONENTS
881	641005P005	RF	WATER INLET ELBOW

FIG. 11-15.19  
CRANKCASE ASSEMBLY (I-308)

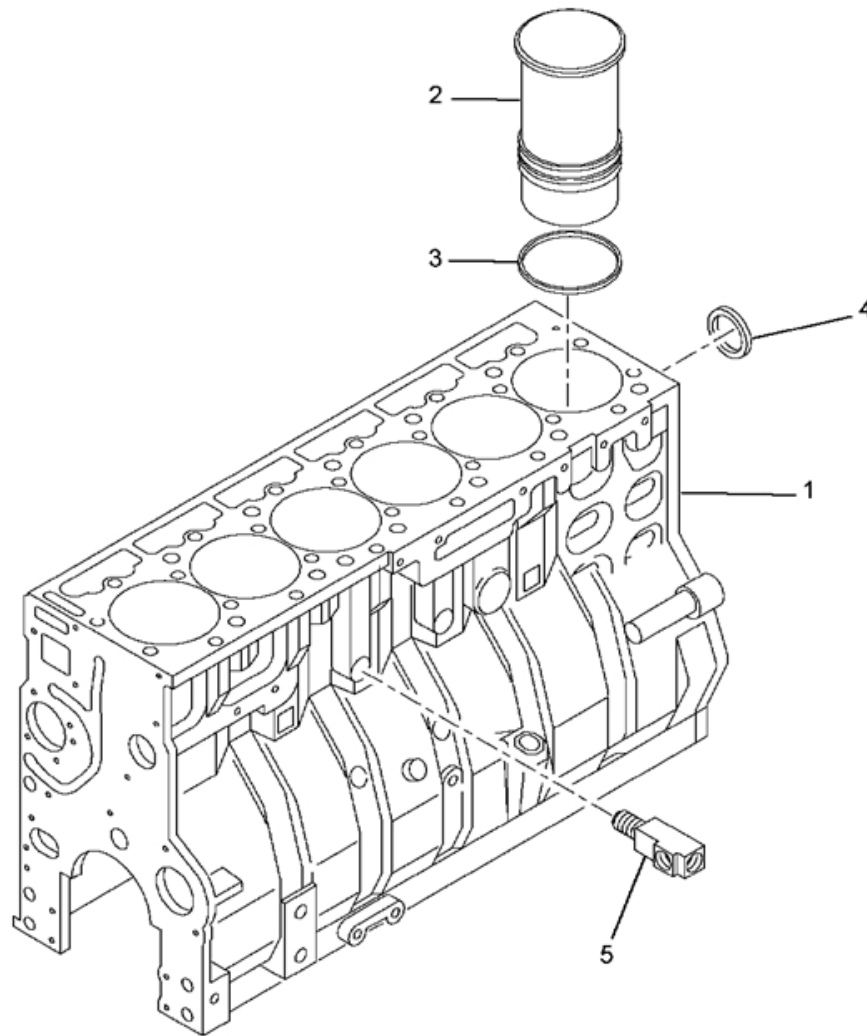


FIG. 11-15.19  
CRANKCASE ASSEMBLY (I-308)

Item	Part Number	Qty	Description
001	1830617C92	1	CRANKCASE ASSEMBLY
002	1830706C1	6	SLEEVE,CYLINDER
003	1817000C2	6	RING,CREVICE SEAL
004	682444C1	1	RING,CAMSHAFT SEAL-REAR
005	1830487C1	1	TEE,90 DEGREE PIPE 1/8-27
880		RF	NOTE: ASM BELOW COMPRISED OF ABOVE COMPONENTS
881	641006A005	RF	CRANKCASE ASSEMBLY (I-308)

FIG. 11-15.20  
CRANKCASE ASSEMBLY

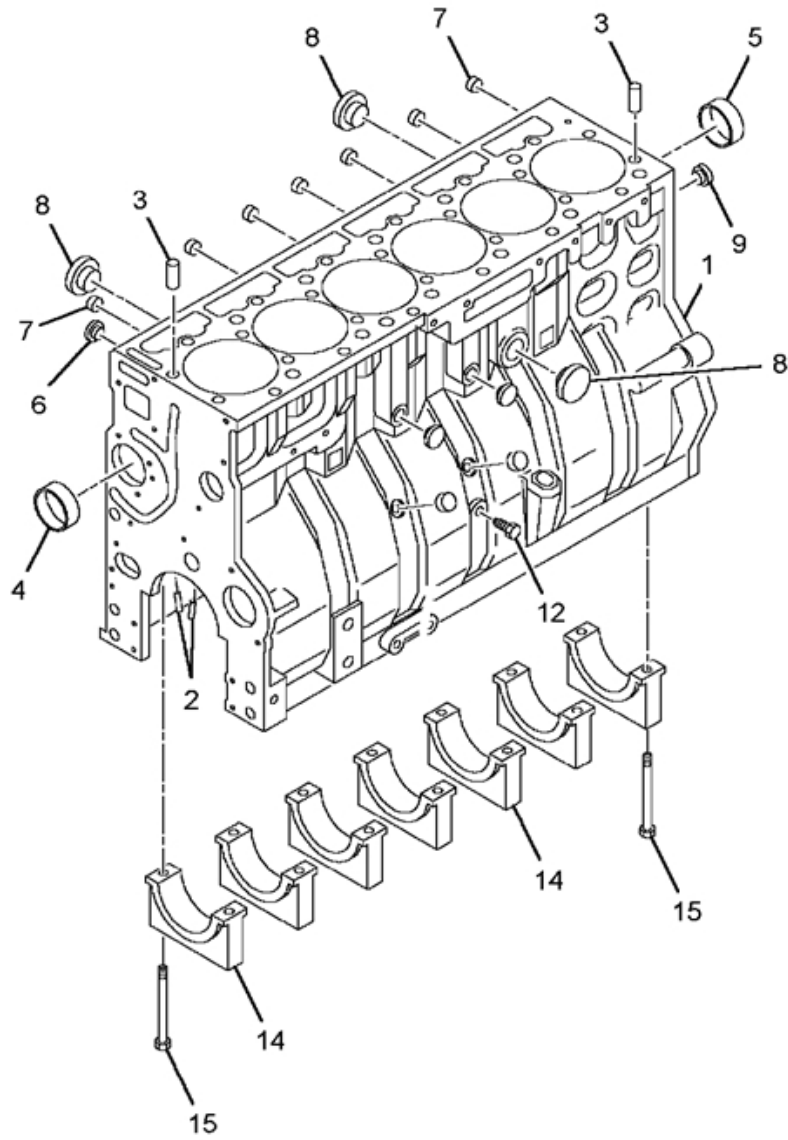


FIG. 11-15.20  
CRANKCASE ASSEMBLY

Item	Part Number	Qty	Description
001	1830279C1	1	CRANKCASE (I-308)
002	1830360C1	12	TUBE,OIL JET
003	684902C1	2	DOWEL,BUSHING
004	675424C1	1	BEARING,CAMSHAFT FRONT A
	675020C2	1	BEARING,CAMSHAFT INTERM FRONTA
005	675425C1	1	BEARING CAMSHAFT REAR A
	675021C2	1	BEARING,CAMSHAFT INTERM REAR A
006	444618	1	PLUG,1/4-18 DRAIN *STD
007	1826342C1	7	PLUG,PIPE 1/8 NPTF
008	23623R1	3	PLUG,1-1/4 CUP *STD
009	40005R1	1	PLUG,INJ PUMP
012	1838845C1	1	STUD,METRIC
014	1830616C1	7	CAP,MAIN BEARING
015	1827078C1	14	BOLT,BEARING CAP
800		RF	NOTE: THE FOLLOWING PARTS ARE NON-ILLUSTRATED
870	680117C3	KT	KIT,CAMSHFT BEARING,I308
		RF	(CONSISTS OF PARTS DENOTED BY A)
880		RF	NOTE: ASM BELOW COMPRISED OF ABOVE COMPONENTS
881	1830617C92	RF	CRANKCASE ASSEMBLY

FIG. 11-15.21  
PACKAGE, CAMSHAFT BEARING

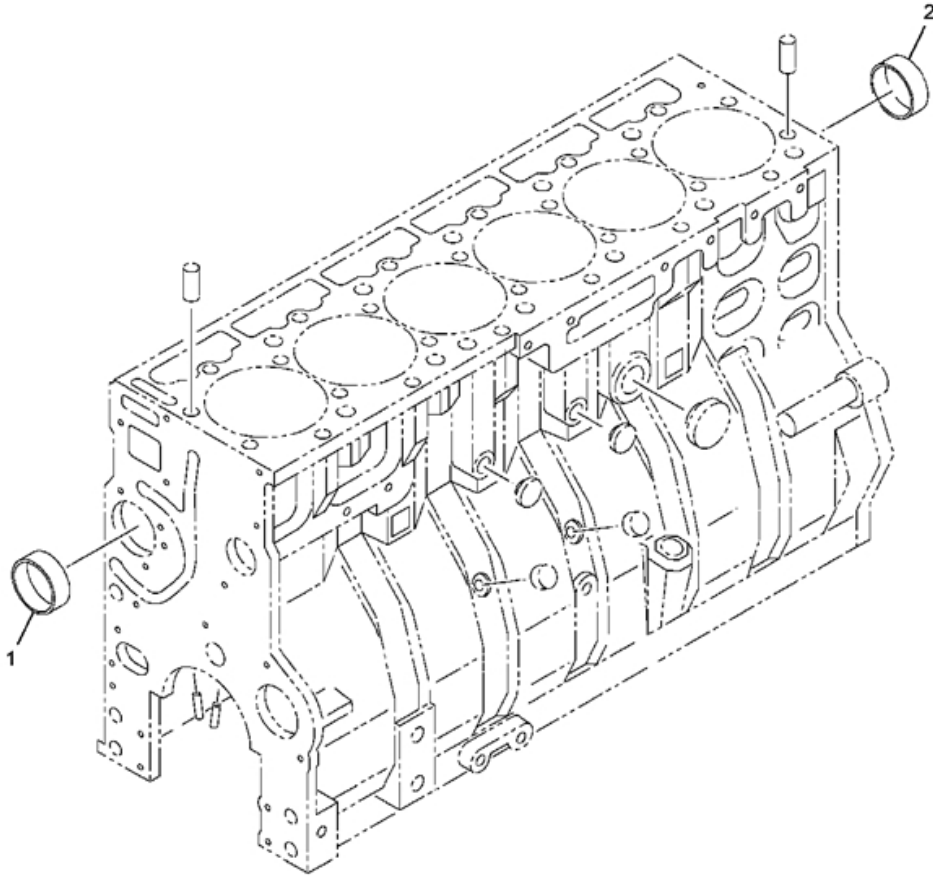


FIG. 11-15.21  
PACKAGE, CAMSHAFT BEARING

Item	Part Number	Qty	Description
001	675424C1	1	BEARING,CAMSHAFT FRONT
	675020C2	1	BEARING,CAMSHAFT INTERM FRONT
002	675021C2	1	BEARING,CAMSHAFT INTERM REAR
	1830059C1	1	BEARING,CAMSHAFT REAR
880		RF	NOTE: ASM BELOW COMPRISED OF ABOVE COMPONENTS
881	680117C3	RF	PACKAGE,CAMSHAFT BEARING



FIG. 11-15.22  
FRONT COVER-HEUI CAC SUPPORT

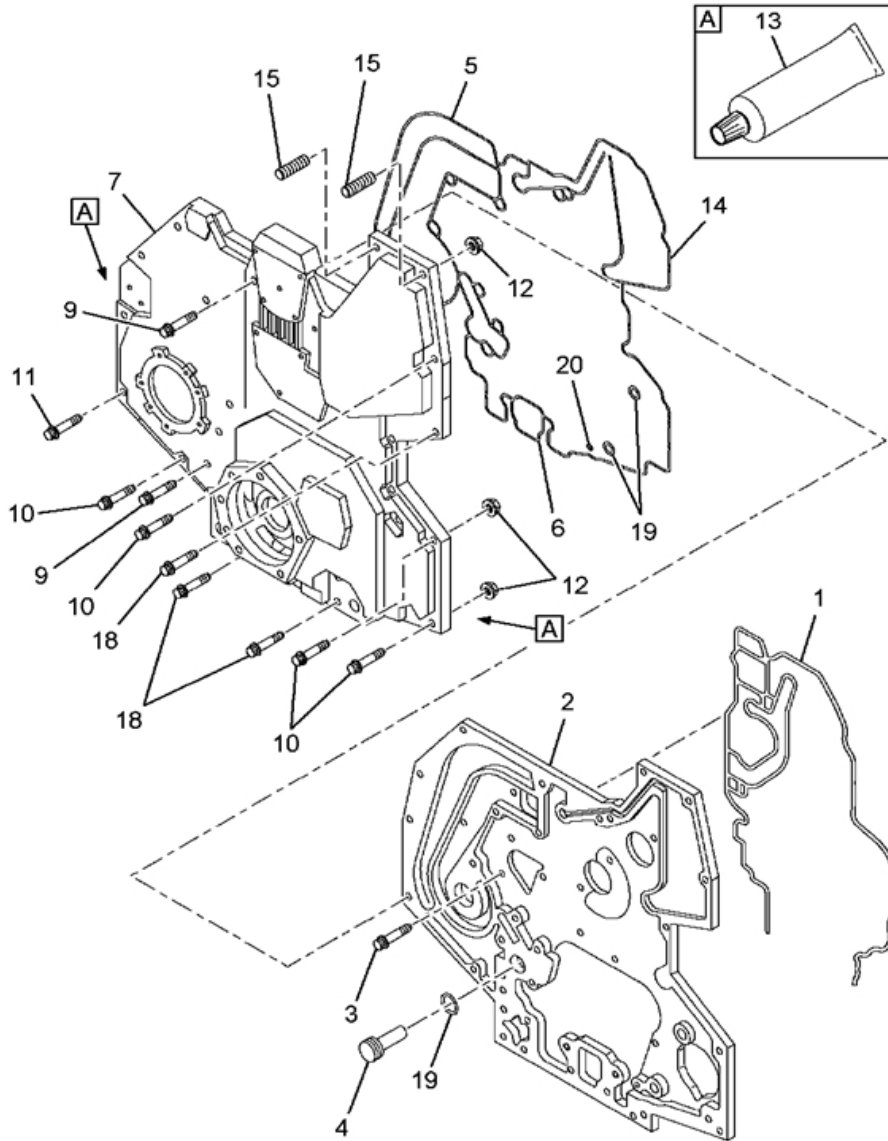


FIG. 11-15.22  
FRONT COVER-HEUI CAC SUPPORT

Item	Part Number	Qty	Description
001	1842910C1	1	GASKET,FRONT COVER TO CRANKCSE
002	1826335C91	1	COVER ASM, FRONT CRANKCASE (REAR HALF)
003	1822121C2	9	BOLT,HEX FLANGE SPCL-M8P
004	1833386C1	1	VALVE ASM, OIL RELIEF
005	1842909C1	1	GASKET, FRONT COVER
006	1818716C5	1	GASKET,FC OIL SUCTION
007	1820465C4	1	COVER, FRONT (FRONT HALF)
009	1817960C1	6	BOLT,M8 X 45
010	1817958C1	6	BOLT,M8 X 1.25 X 30MM HEX FLANGE
011	1817957C1	1	BOLT, M8X25MM HEX FLANGE
012	40050R1	9	NUT,M8 X 1.25 HEX FLANGE
013	446839C1	AR	SEALANT, RTV SILICONE 3 OUNCE TUBE
014	1820920C3	1	SEAL, RESERVOIR
015	1826584C1	2	BOLT,STUD
018	1817959C1	5	BOLT,M8 X 1.25 X 40MM HEX FLANGE
019	1820907C2	3	O-RING
020	1820878C2	1	O-RING,SIZE 111
800		RF	NOTE: THE FOLLOWING PARTS ARE NON-ILLUSTRATED
871	1824984C95	KT	GASKET SET, FRONT COVER
		RF	(CONSISTS OF PARTS DENOTED BY A)
880		RF	NOTE: ASM BELOW COMPRISED OF ABOVE COMPONENTS
881	641006B009	RF	FRONT COVER-HEUI CAC SUPPORT

FIG. 11-15.23  
COVER ASM.FRONT (REAR HALF)

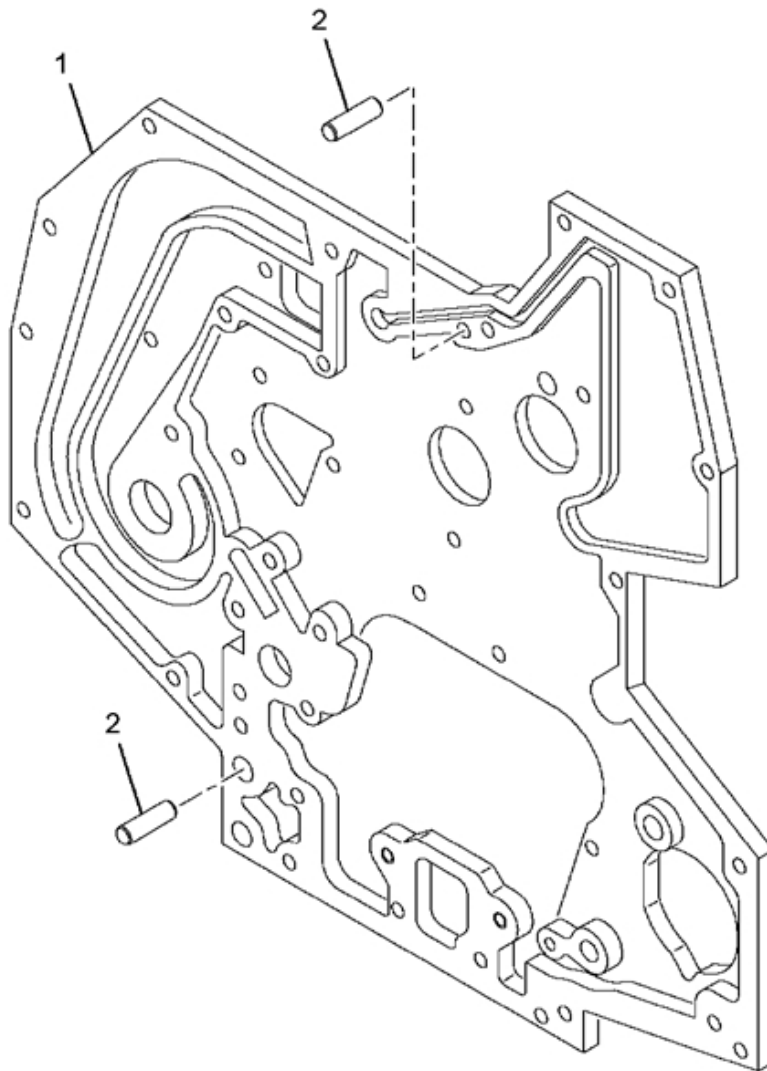


FIG. 11-15.23  
COVER ASM., FRONT (REAR HALF)

Item	Part Number	Qty	Description
001	1826315C1	1	COVER, FRONT REAR HALF
002	1820813C1	4	DOWEL, FRONT COVER
880		RF	NOTE: ASM BELOW COMPRISED OF ABOVE COMPONENTS
881	1826335C91	RF	COVER ASM, FRONT CRANKCASE (REAR HALF)

FIG. 11-15.24  
VALVE ASM, OIL RELIEF

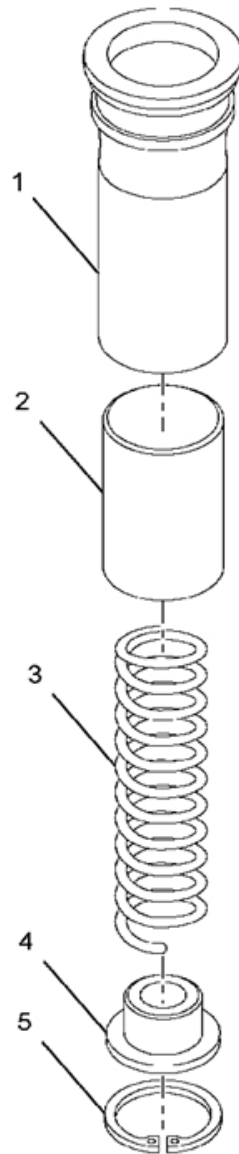


FIG. 11-15.24  
VALVE ASM, OIL RELIEF

Item	Part Number	Qty	Description
001	1833234C1	1	HOUSING, VALVE
002	1833344C1	1	VALVE
003	1833235C1	1	SPRING, RELIEF VALVE
004	1834335C1	1	RETAINER, VALVE
005	55163R1	1	RETAINING RING*STD
880		RF	NOTE: ASM BELOW COMPRISED OF ABOVE COMPONENTS
881	1833386C1	RF	VALVE ASM, OIL RELIEF

FIG. 11.15.25  
GASKET SET, FRONT COVER

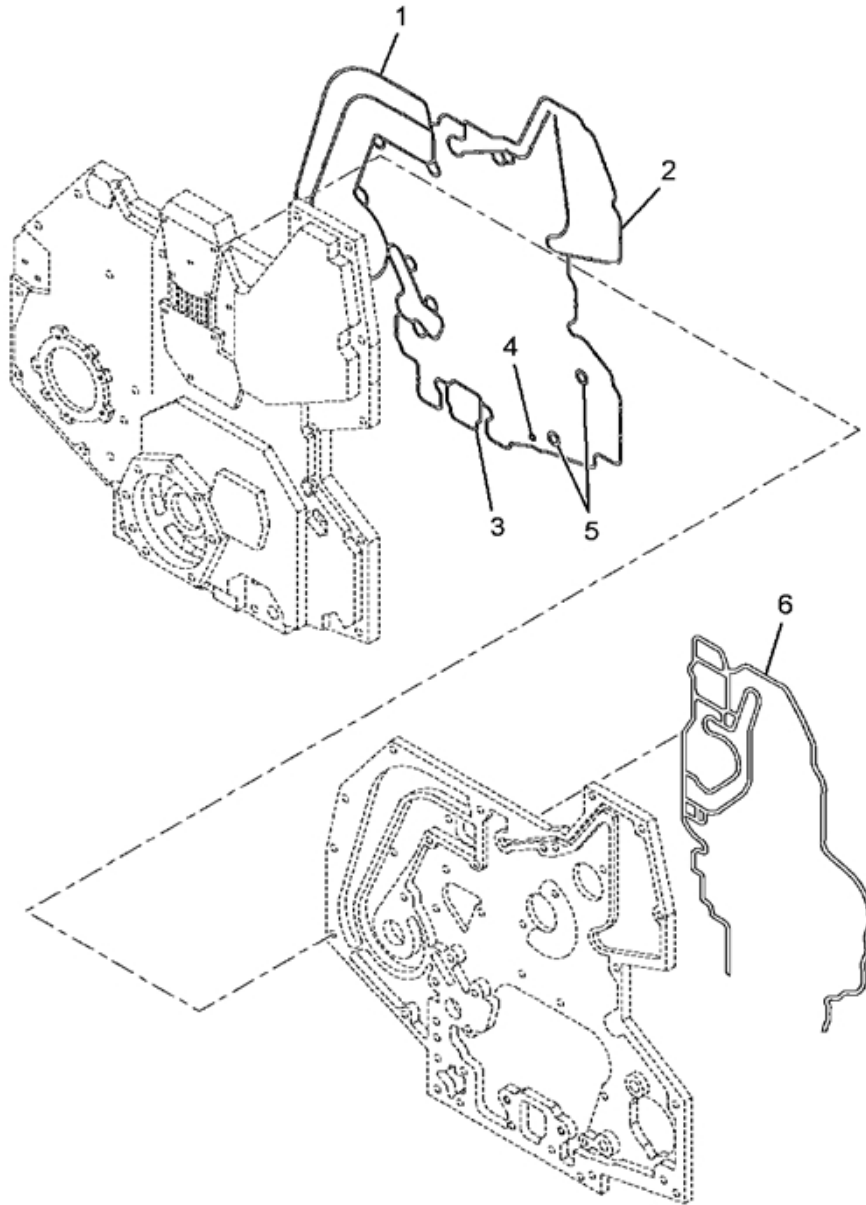


FIG. 11-15.25  
GASKET SET, FRONT COVER

Item	Part Number	Qty	Description
001	1842909C1	1	GASKET,FRONT COVER
002	1820920C3	1	SEAL, RESERVOIR P T3 031
003	1818716C5	1	GASKET, FC OIL SUCTION P T3 031
004	1820878C2	1	SEAL, FRONT COVER P V5 031
005	1820907C2	3	O RING, FRONT COVER P V5 031
006	1842910C1	1	GASKET, FRONT COVER C'CASE I308 P T3
800		RF	NOTE: THE FOLLOWING PARTS ARE NON-ILLUSTRATED
801	1816722C2	1	GASKET, OIL SUCTION P T3 031
802	1817862C1	2	SEAL, OIL PUMP HOUSING P T3 031
803	1817974C1	1	GASKET, WATER INLET ELBOW
804	1819099C1	1	O RING P T3 031
880		RF	NOTE: ASM BELOW COMPRISED OF ABOVE COMPONENTS
881	1824984C95	RF	GASKET SET, FRONT COVER



FIG. 11-15.26  
OIL PAN - REAR SUMP

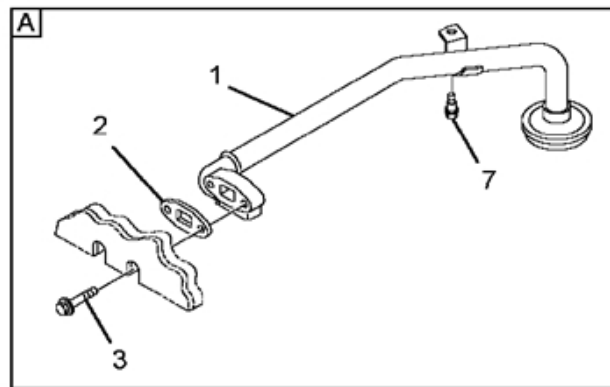
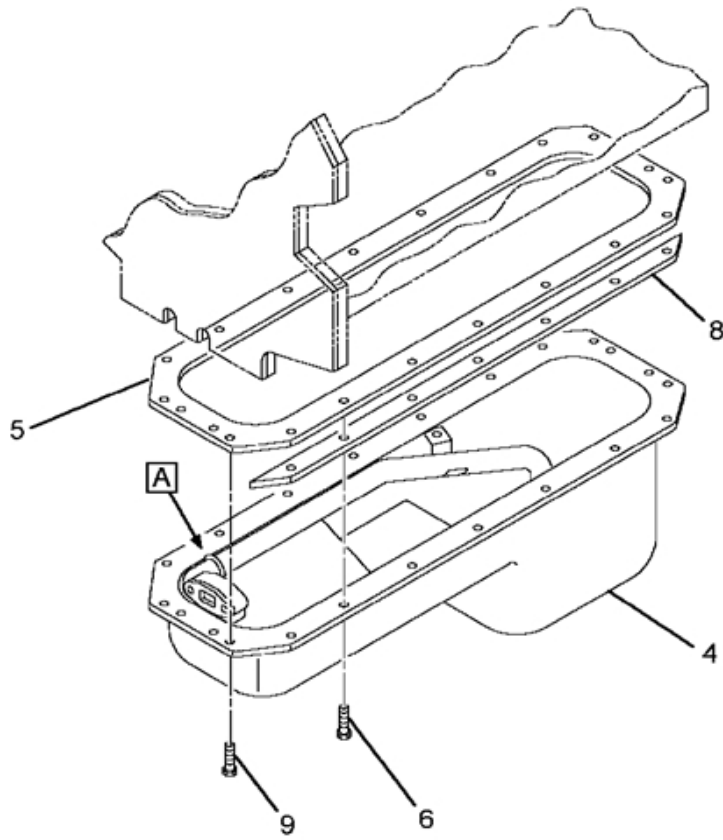


FIG. 11-15.26  
OIL PAN - REAR SUMP

Item	Part Number	Qty	Description
001	1834491C1	1	TUBE ASSY., OIL PICK-UP
002	1816722C2	1	GASKET,OIL SUCTION
003	1817960C1	2	BOLT,M8 X 45
004	1823278C92	1	PAN,OIL ASSEMBLY
005	1826587C1	1	GASKET,OIL PAN
006	1823275C1	14	BOLT,M8 X 1.25 X 30MM
007	1835385C1	1	BOLT,HEAVY HX FLG M8X80MM
008	1822523C1	2	BAR,OIL PAN MOUNTING
009	1823281C1	8	BOLT, M8 X 1.25 X 24MM HEX FLG
880		RF	NOTE: ASM BELOW COMPRISED OF ABOVE COMPONENTS
881	641006L001	RF	OIL PAN-REAR SUMP

FIG. 11-15.27  
TUBE ASM, OIL PICKUP

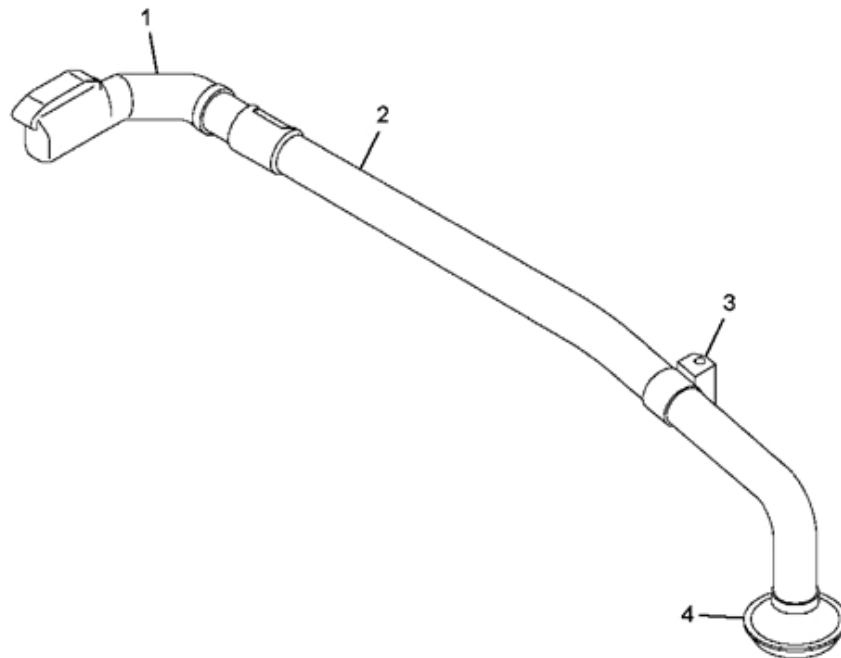
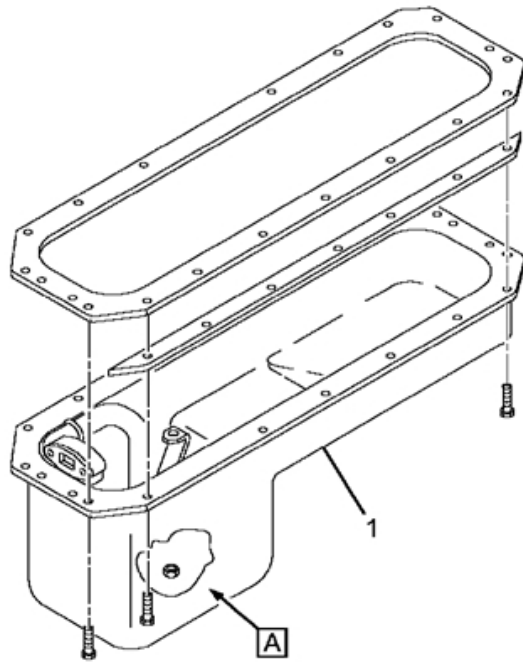
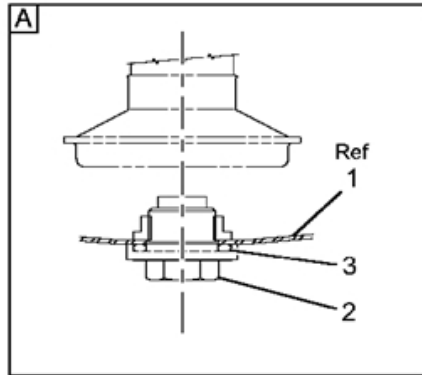


FIG. 11-15.27  
TUBE ASM, OIL PICKUP

Item	Part Number	Qty	Description
001	1814737C2	1	ELBOW, OIL INLET
002	1835353C1	1	TUBE, OIL PICKUP
003	1835315C1	1	BLOCK, OIL PICKUP TUBE
004	1802870C1	1	SCREEN ASM, OIL INLET TUBE
880		RF	NOTE: ASM BELOW COMPRISED OF ABOVE COMPONENTS
881	1834491C1	RF	TUBE ASM, OIL PICKUP

FIG. 11-15.28  
OIL PAN ASM



## FIG. 11-15.28

## OIL PAN ASM

Item	Part Number	Qty	Description
001	1823277C1	1	PAN,OIL (24 QTS)
002	1825504C1	1	PLUG,FLANGED HEX HEAD
003	1825610C1	1	GASKET,DRAIN PLUG
800		RF	NOTE: THE FOLLOWING PARTS ARE NON-ILLUSTRATED
801	1821013C1	1	BLOCK,TAPPING-DRAIN PLUG
880		RF	NOTE: ASM BELOW COMPRISED OF ABOVE COMPONENTS
881	1823278C92	RF	PAN,OIL ASSEMBLY

FIG. 11-15.29  
OIL LEVEL GAUGE

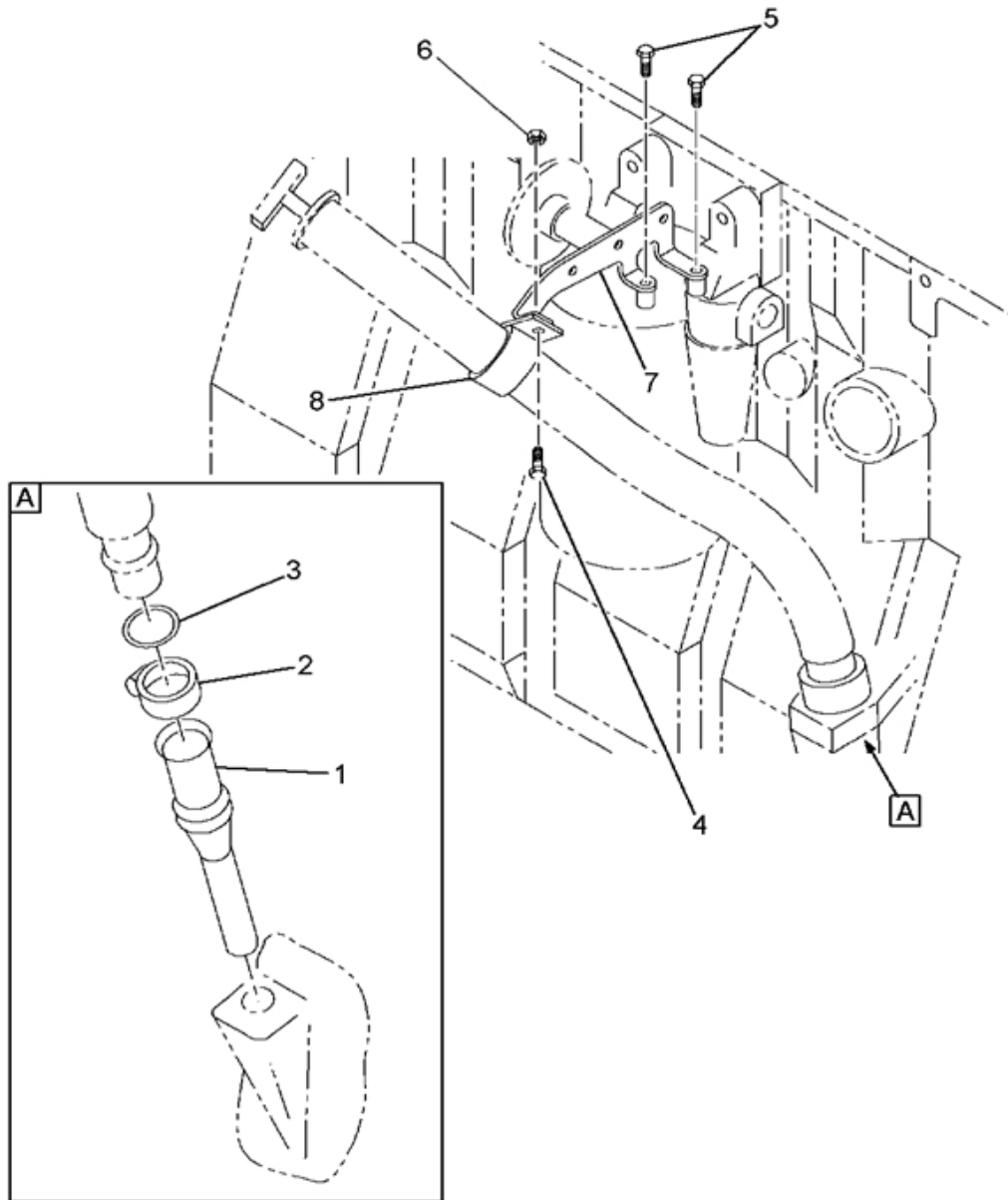


FIG. 11-15.29  
OIL LEVEL GAUGE

Item	Part Number	Qty	Description
001	1841301C1	1	TUBE, OIL LEVEL GAUGE
002	690835C1	1	CLAMP, TUBE
003	1812559C1	1	SEAL, OIL DIPSTICK TUBE
004	2029308C3	1	BRACKET, OIL FILLER PIPE
005	299275C91	1	CLAMP, PIPETEE ECT SGL CUSHIONED
006	1841027C1	1	BOLT, M6 X 1 X 40MM
007	40049R1	1	NUT, M6X1
008	1817953C1	1	BOLT, M6 X 1.0 X 16MM HEX FLANG
800		RF	NOTE: THE FOLLOWING PARTS ARE NON-ILLUSTRATED.
801	1905491R1	1	PLUG, W/O DIPSTICK TUBE CAP
880		RF	NOTE: ASM BELOW COMPRISED OF ABOVE COMPONENTS
881	641006M013	RF	OIL LEVEL GAUGE



FIG. 11-15.30  
CRANKSHAFT ASM, I-308, 530 ENGS

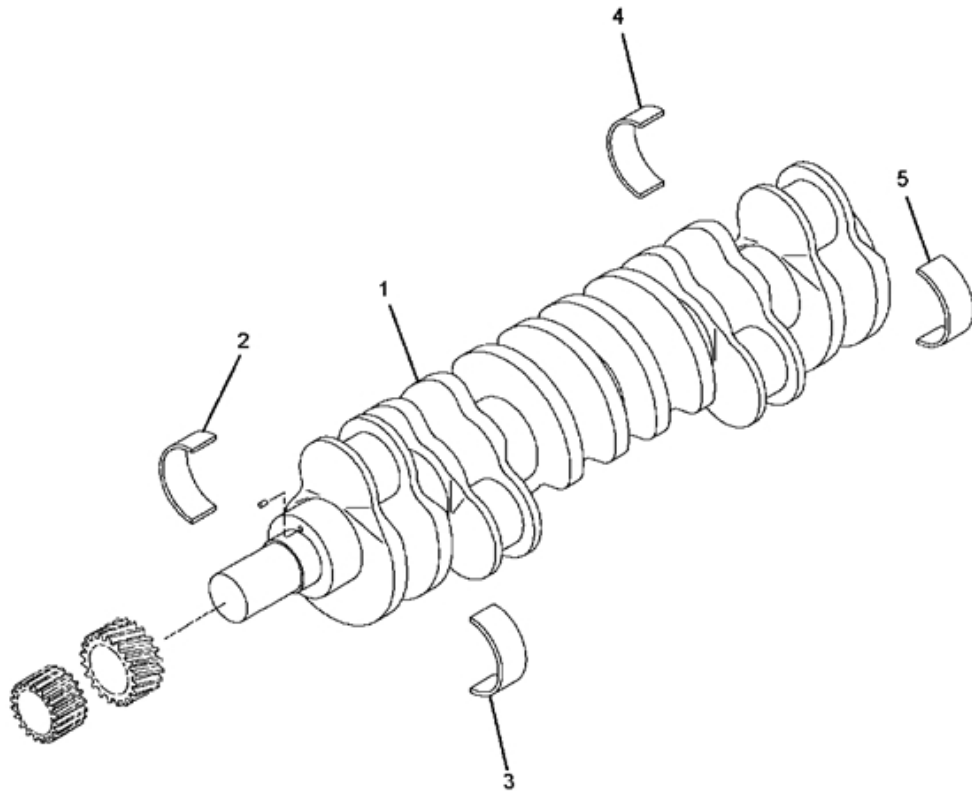


FIG. 11-15.30  
CRANKSHAFT ASM, I-308, 530 ENGS

Item	Part Number	Qty	Description
001	1830596C91	1	CRANKSHAFT ASSEMBLY
002	1830506C1	6	BEARING,C'SHAFT FRONT UPPER
003	1817021C1	6	BRG,CRANKSHAFT INT & LOW FRONT
004	1830505C1	1	BEARING,C'SHAFT REAR UPPER
005	1830269C1	1	BEARING, C'SHAFT REAR LOWER
800		RF	NOTE: THE FOLLOWING PARTS ARE NON-ILLUSTRATED
870	1830725C91	6	PACKAGE, CRANKSHAFT BEARINGS FRONT
		KT	(CONSISTS OF PARTS DENOTED BY A)
871	1830726C91	1	PACKAGE,MAIN BRG REAR STD
		KT	(CONSISTS OF PARTS DENOTED BY B)
880		RF	NOTE: ASM BELOW COMPRISED OF ABOVE COMPONENTS
881	641007A004	RF	CRANKSHAFT (I-308,530)

FIG. 11-15.31  
PKG, CRANKSHAFT BRGS FRONT

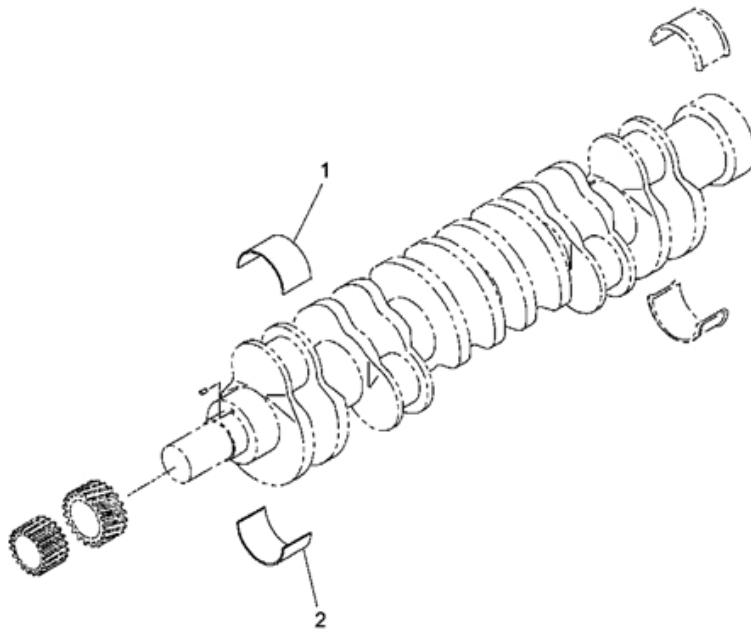


FIG. 11-15.31  
 PKG, CRANKSHAFT BRGS FRONT

Item	Part Number	Qty	Description
001	1830506C1	1	BEARING,C'SHAFT FRONT UPPER
002	1817021C1	1	BRG,CRANKSHAFT INT & LOW FRONT
880		RF	NOTE: ASM BELOW COMPRISED OF ABOVE COMPONENTS
881	1830725C91	RF	PACKAGE, CRANKSHAFT BEARINGS FRONT

FIG. 11-15.32  
PACKAGE, CRANKSHAFT BRGS REAR

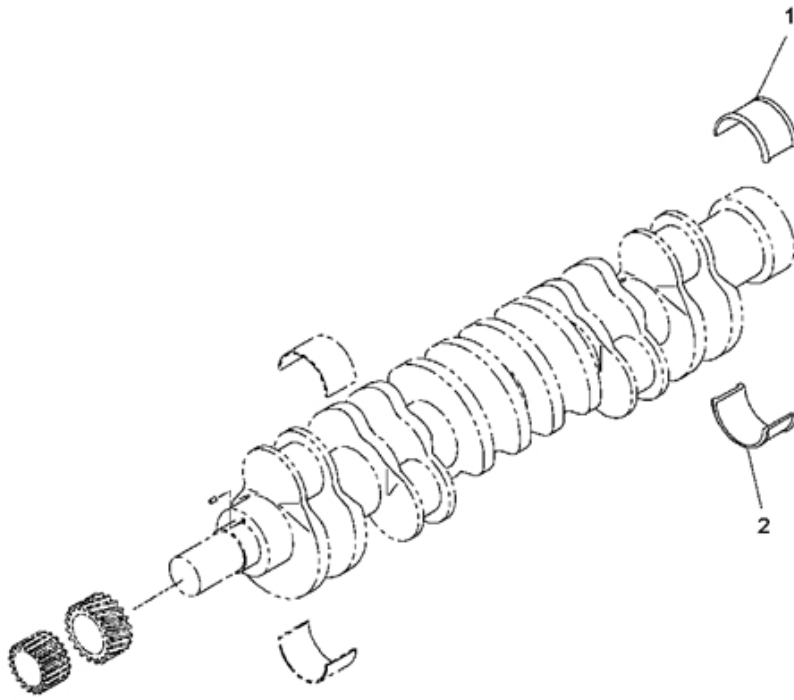


FIG. 11-15.32  
 PACKAGE, CRANKSHAFT BRGS REAR

Item	Part Number	Qty	Description
001	1830505C1	1	BEARING,C'SHAFT REAR UPPER
002	1830269C1	1	BEARING, C'SHAFT REAR LOWER
880		RF	NOTE: ASM BELOW COMPRISED OF ABOVE COMPONENTS
881	1830726C91	RF	PACKAGE,MAIN BRG REAR STD

FIG. 11-15.33  
DAMPER, VIBRATION

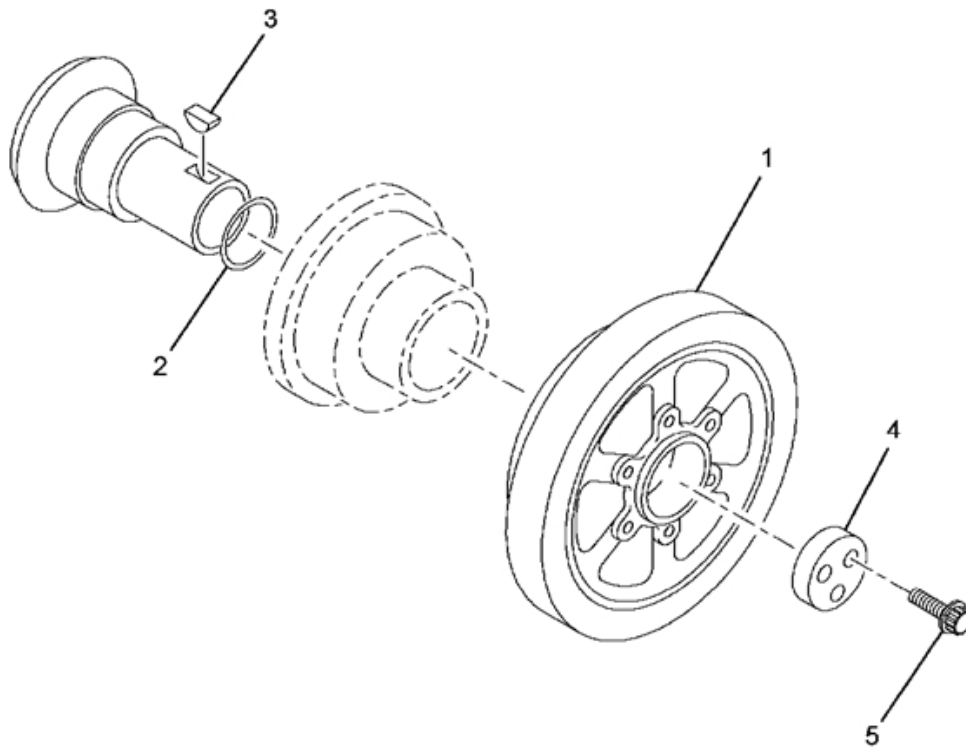


FIG. 11-15.33  
DAMPER, VIBRATION

Item	Part Number	Qty	Description
001	1881439C91	1	DAMPER ASM, VIBRATION
002	687024C1	1	WASHER, SEAL
003	691044C1	1	KEY, VIBRATION DAMPER
004	1848766C1	1	PLATE, DAMPER
005	1850815C1	3	BOLT, M12X1.25X40MM DAMPER
880		RF	NOTE: ASM BELOW COMPRISED OF ABOVE COMPONENTS
881	641007B008	RF	DAMPER, VIBRATION



FIG. 11-15.34  
OIL SEALS REAR UNIT

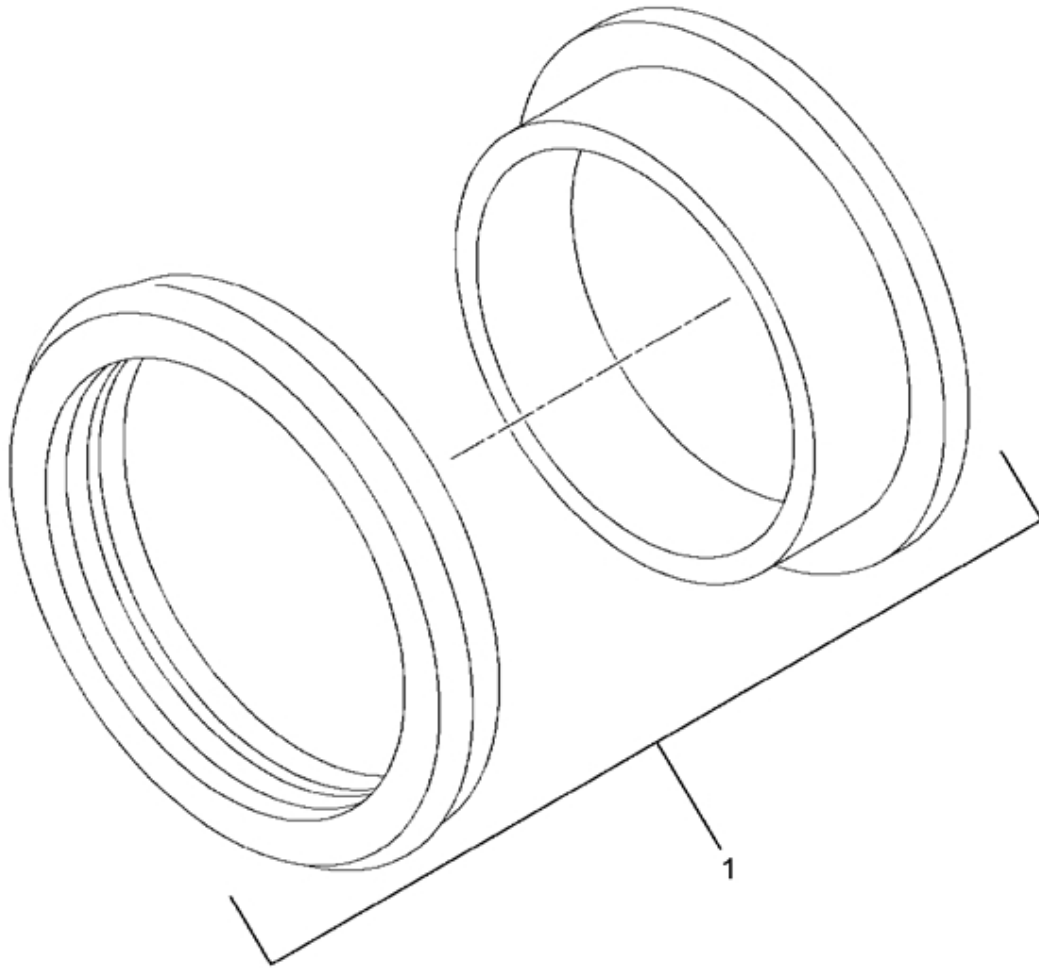


FIG. 11-15.34  
OIL SEALS REAR UNIT

Item	Part Number	Qty	Description
001 880	1817867C92	1 RF	SEAL ASSEMBLY,RADIAL LIP NOTE: ASM BELOW COMPRISED OF ABOVE COMPONENTS
881	641007C003	RF	OIL SEALS REAR UNIT

FIG. 11-15.35  
FLYWHEEL, MD-3060/3560 TRANS

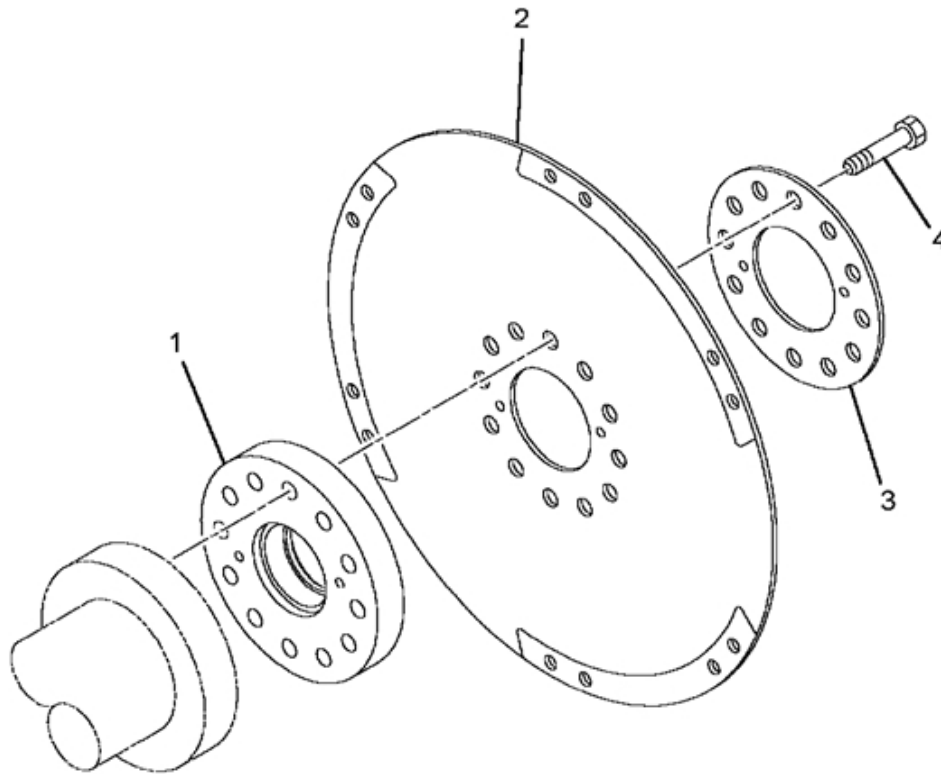


FIG. 11-15.35  
 FLYWHEEL, MD-3060/3560 TRANS

Item	Part Number	Qty	Description
001	1822594C1	1	ADAPTER HUB CRANKSHAFT
		RF	ORDER FROM ALLISON #29512883
002	1822596C1	1	FLEXPLATE ASSEMBLY
		RF	ORDER FROM ALLISON #29512877
003	1822597C1	1	RING, REINFORCEMENT
004	1820302C2	12	BOLT, M12 X 45MM *EMD1295
880		RF	NOTE: ASM BELOW COMPRISED OF ABOVE COMPONENTS
881	641007L006	RF	FLYWHEEL

FIG. 11-15.36  
ASM, FLEXPLATE

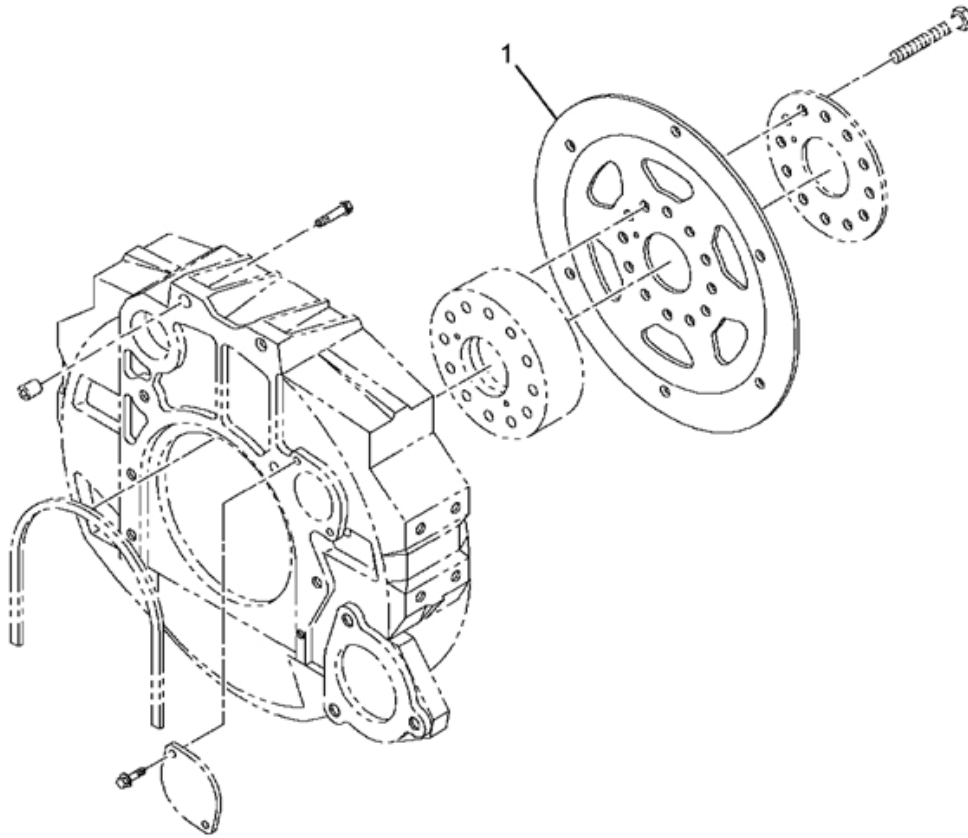


FIG. 11-15.36  
ASM, FLEXPLATE

Item	Part Number	Qty	Description
001	1822595C1	1	PLATE, FLEX
880		RF	NOTE: ASM BELOW COMPRISED OF ABOVE COMPONENTS
881	1822596C1	RF	FLEXPLATE ASSEMBLY

FIG. 11-15.37  
CYLINDER HEAD UNIT (I-308/530)

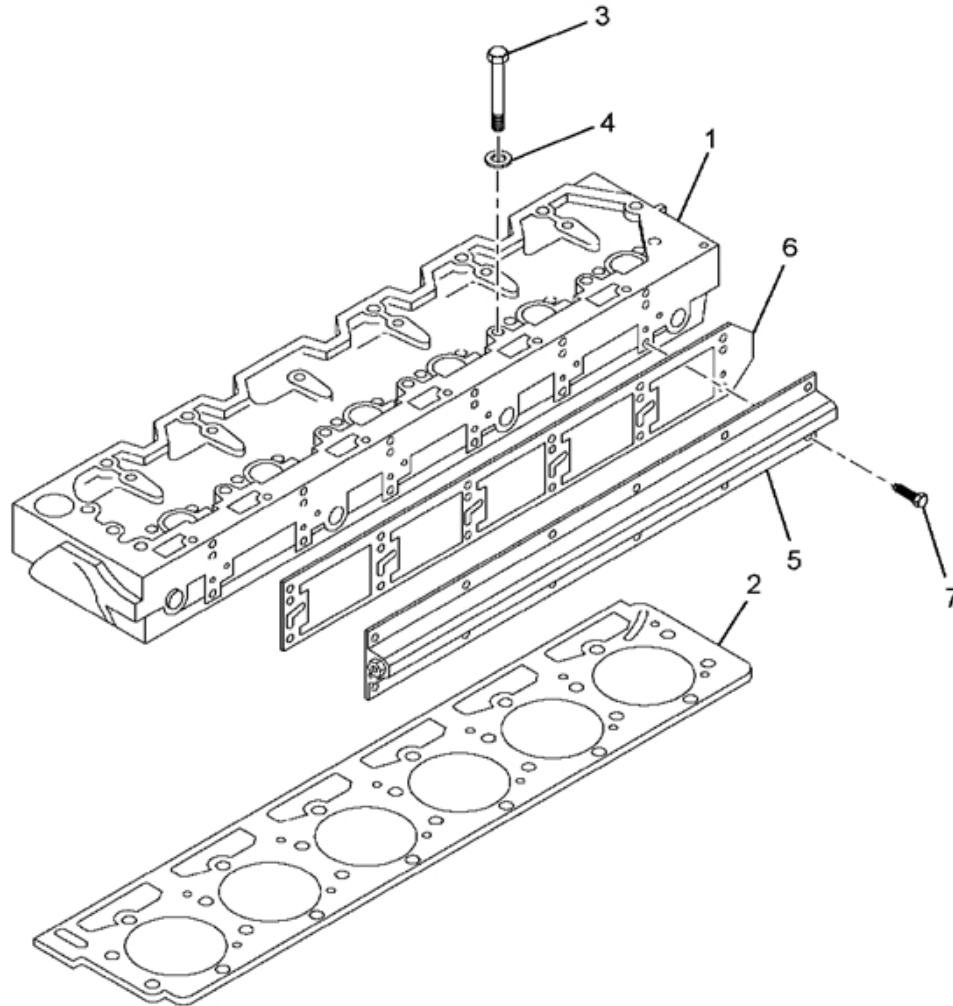


FIG. 11-15.37  
CYLINDER HEAD UNIT (I-308/530)

Item	Part Number	Qty	Description
001	1830346C95	1	HEAD ASM,CYLINDER,W/VALVES
002	1830189C2	1	GASKET, I308 530 CYL HEAD
003	1824954C2	20	BOLT, CYL HEAD
004	1814757C2	20	WASHER, HARDENED
005	1829825C92	1	MANIFOLD ASM, OIL & FUEL
006	1822577C1	1	GASKET, MANIFOLD
007	1817959C1	12	BOLT, M8X40-10.9 HEX FLANGE
880		RF	NOTE: ASM BELOW COMPRISED OF ABOVE COMPONENTS
881	641008A009	RF	CYLINDER HEAD UNIT (I-308/530)



FIG. 11-15.38  
MANIFOLD ASSY, OIL & FUEL

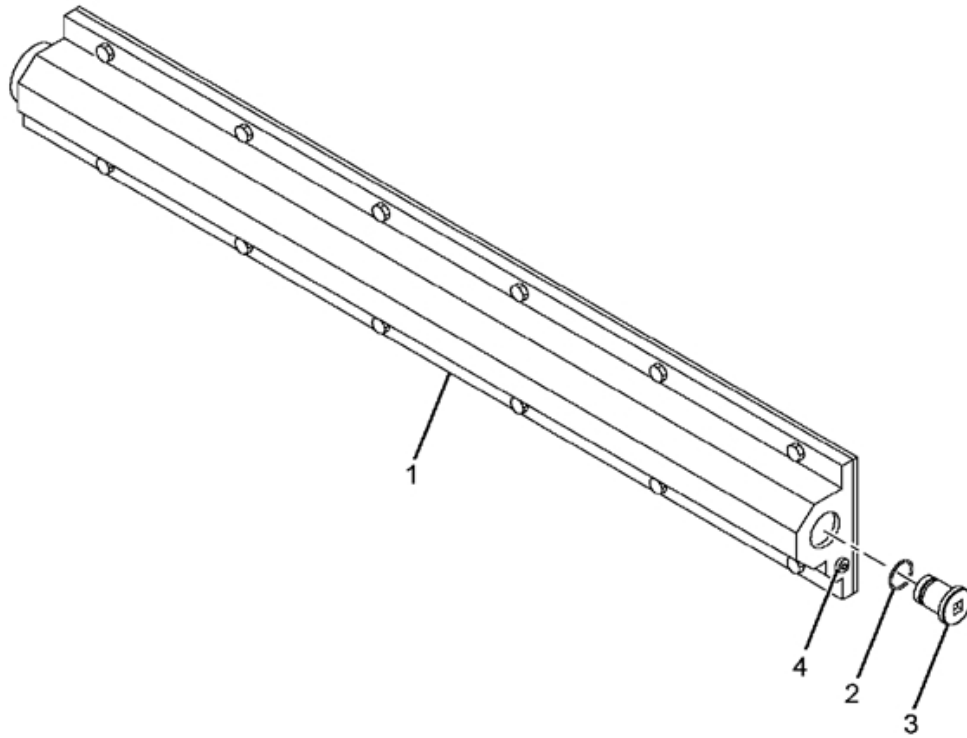


FIG. 11-15.38  
MANIFOLD ASSY, OIL & FUEL

Item	Part Number	Qty	Description
001	1826313C1	1	MANIFOLD,OIL/FUEL
002	1831483C1	2	SEAL,OIL RAIL END PLUG
003	1827515C1	2	PLUG,OIL RAIL END
004	444697	1	PLUG,3/8-18 PIPE *STD
880		RF	NOTE: ASM BELOW COMPRISED OF ABOVE COMPONENTS
881	1829825C92	RF	MANIFOLD ASSY., OIL & FUEL

FIG. 11-15.39  
ROCKER ARM UNIT (I-308)

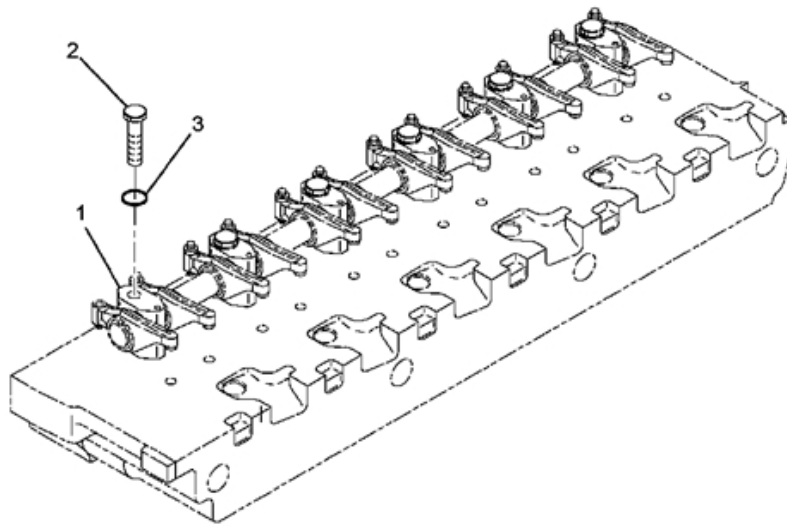


FIG. 11-15.39  
ROCKER ARM UNIT (I-308)

Item	Part Number	Qty	Description
001	1872757C1	1	SHAFT & BRACKET ROCKER ARM
002	1824955C1	6	BOLT, CYL HEAD
003	1814757C2	6	WASHER, HARDENED
880		RF	NOTE: ASM BELOW COMPRISED OF ABOVE COMPONENTS
881	641008C003	RF	ROCKER ARM UNIT(I-308)

FIG. 11-15.40  
VALVE COVER, SIDE INLET W/O ENG.BRK

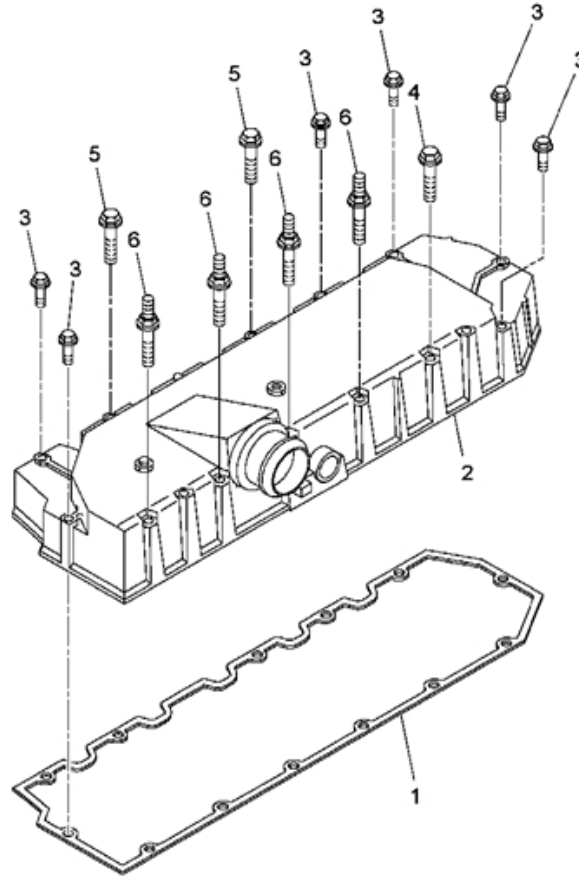


FIG. 11-15.40  
VALVE COVER, SIDE INLET W/O ENG.BRK

Item	Part Number	Qty	Description
001	1820909C1	1	GASKET, VALVE COVER
002	1828262C92	1	COVER ASM, VALVE
003	1817961C1	6	BOLT, M8 X 1.25 6Q 90MM
004	1818693C1	1	BOLT, M8X110MM HF
005	1819245C1	2	STUD, MBX1.25 90
006	1823742C1	4	BOLT, M8X110 STUD
880		RF	NOTE: ASM BELOW COMPRISED OF ABOVE COMPONENTS
881	641008D013	RF	VALVE COVER, SIDE INLET W/O ENG.BRK

FIG. 11-15.41  
COVER ASM, VALVE

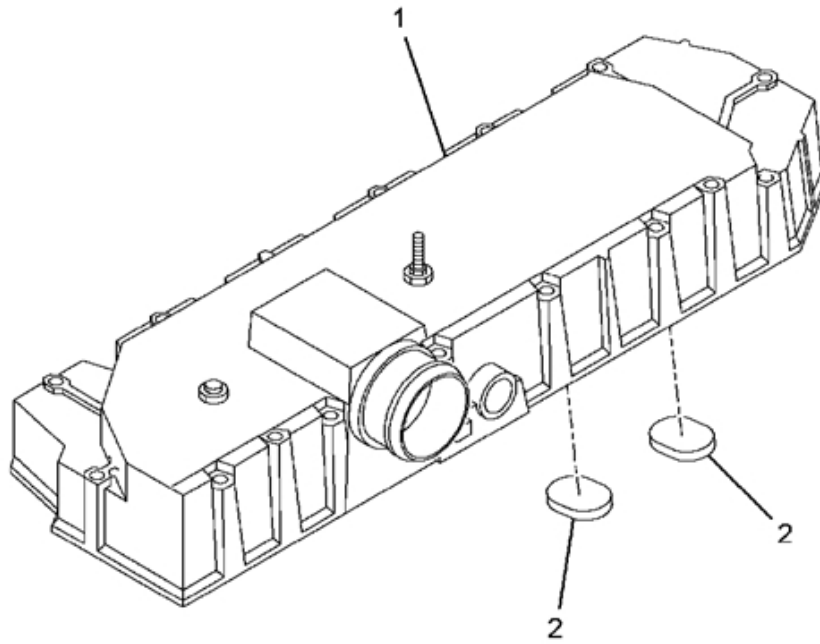


FIG. 11-15.41  
COVER ASM, VALVE

Item	Part Number	Qty	Description
001	1827895C2	1	VALVE COVER,INTK MNNIFOLD
002	1825688C1	2	ELEMENT,BREATHER
880		RF	NOTE: ASM BELOW COMPRISED OF ABOVE COMPONENTS
881	1828262C92	RF	COVER AY,VALVE



FIG. 11-15.42  
LIFTING EYE UNIT

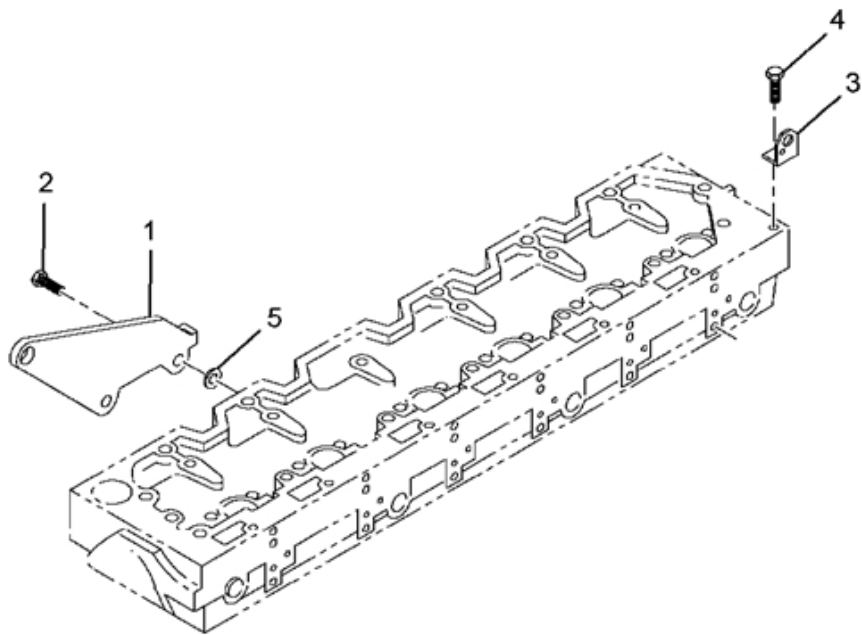


FIG. 11-15.42  
LIFTING EYE UNIT

Item	Part Number	Qty	Description
001	1833385C1	1	EYE, LIFTING
002	1817967C1	2	BOLT, M12 X 1.75 6Q 25MM
003	1820215C1	1	EYE, LIFTING REAR
004	1820235C1	1	BOLT, M14X30 HEX FLANGE
005	1814757C2	2	WASHER, HARDENED
880		RF	NOTE: ASM BELOW COMPRISED OF ABOVE COMPONENTS
881	641008F002	RF	LIFTING EYE UNIT

FIG. 11-15-43  
ELECT WIRING REAR CEC

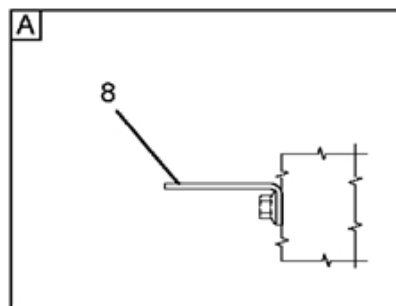
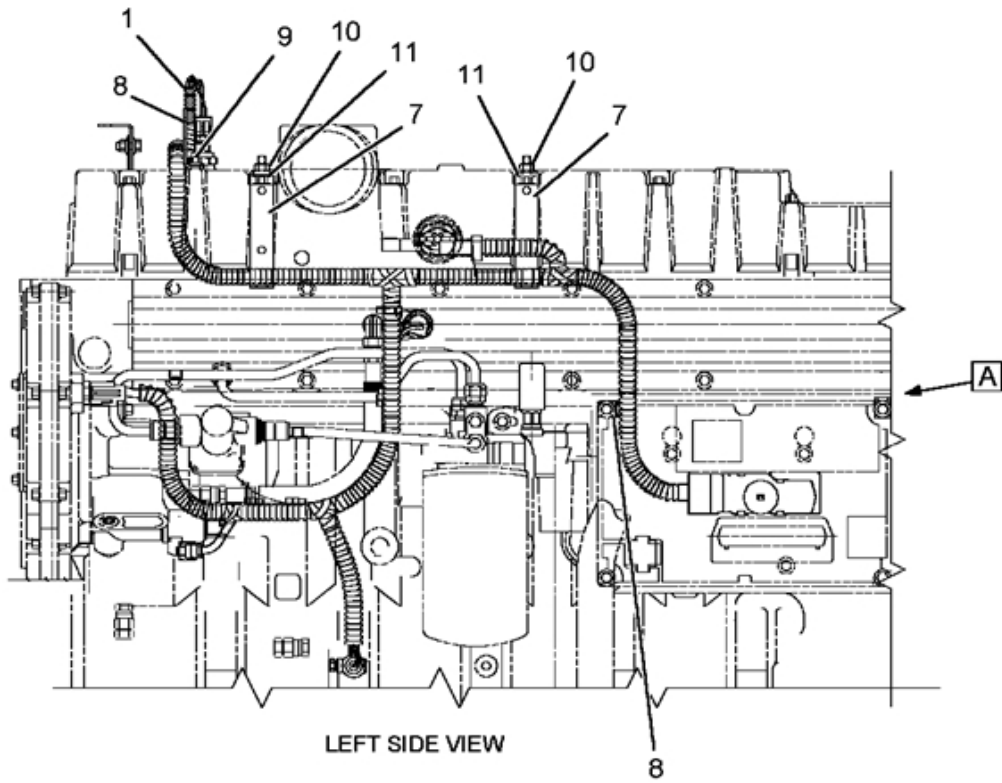


FIG. 11-15.43  
ELECT WIRING REAR CEC

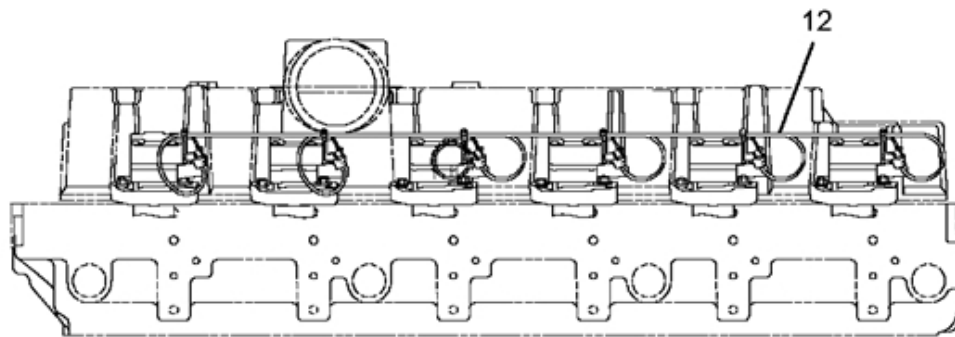
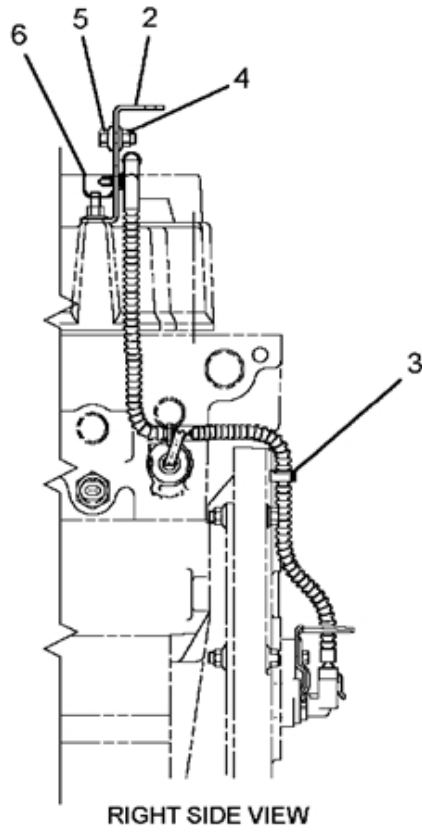


FIG. 11-15.43  
ELECT.WIRING REAR CEC

Item	Part Number	Qty	Description
001	1833443C95	1	HARNESS ASM,ENGINE I6 HEUI
002	2002176C1	1	CLIP,EXTENSION
003	1807336C1	1	CLIP, MOUNTING, ENGINE HARNESS
004	40049R1	1	NUT, M6 X 1.0 HEX FLANGE
005	1817953C1	1	BOLT,M6 X 1.0 X 16MM HEX FLANGE
006	2003460C1	1	CLIP,HARNESS *AM72899
007	1833417C2	2	BRACKET,EXTENSION
008	1833419C2	3	BRACKET, EXTENSION
009	1822888C1	1	BOLT, M8X12 HEX FLANGE
010	40050R1	2	NUT,M8 X 1.25 HEX FLANGE
011	30175R1	2	WASHER, #8 8.8X17X2
012	1807455C91	1	HARN AY,WIRING
800		RF	NOTE: THE FOLLOWING PARTS ARE NON-ILLUSTRATED
801	1807323C1	1	O-RING,16 PASS THRU03601
802	1833424C1	1	COVER,CHASSIS HARNESS
803	299565C1	2	CLAMP,HOSE
880		RF	NOTE: ASM BELOW COMPRISED OF ABOVE COMPONENTS
881	641009A008	RF	ELECT WRG REAR CEC

FIG. 11-15.44  
HARNESS WIRING INSTL, ENGINE

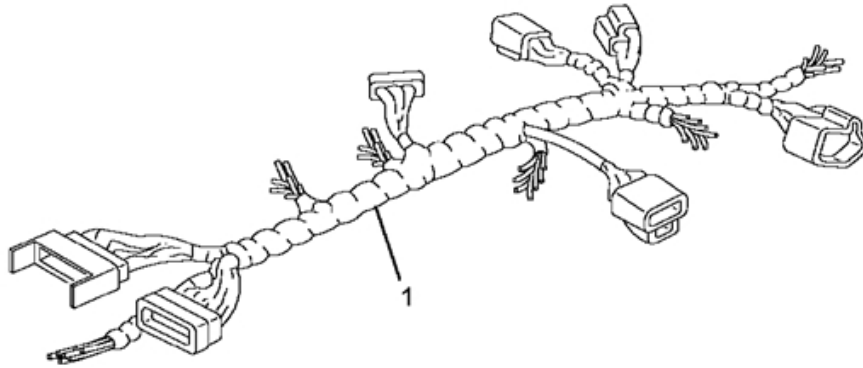


FIG. 11-15.44  
HARNESS WIRING INSTL, ENGINE

Item	Part Number	Qty	Description
001		RF	HARNESS, ENGINE
	1815924C2	6	CONNECTOR,INJECTOR CYLINDER
	1822897C1	6	CLIP, CONNECTOR RETAINER
	1824908C1	1	RING,O
	1827803C1	6	SUPPORT,UVC HARN 03601A
880		RF	NOTE: ASM BELOW COMPRISED OF ABOVE COMPONENTS
881	1807455C91	RF	HARN AY,WIRING 03601A

FIG. 11-15.45  
ELECTRONIC SENSORS NGV

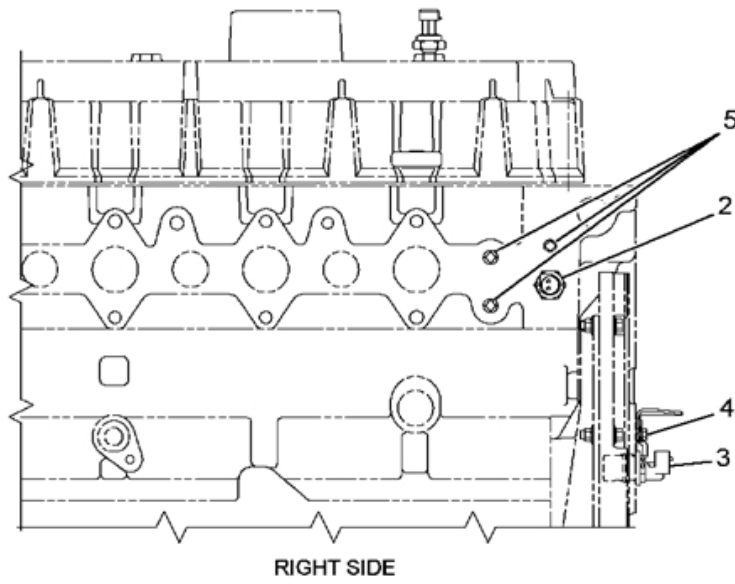
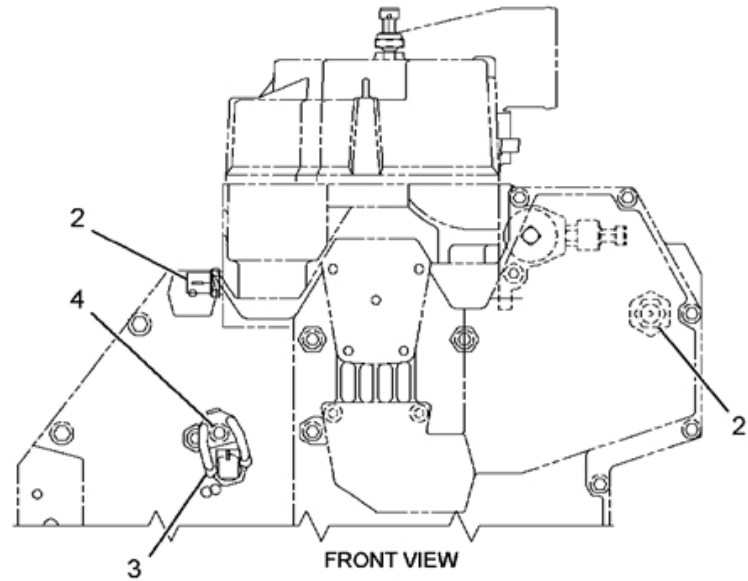




FIG. 11-15.45  
ELECTRONIC SENSORS NGV

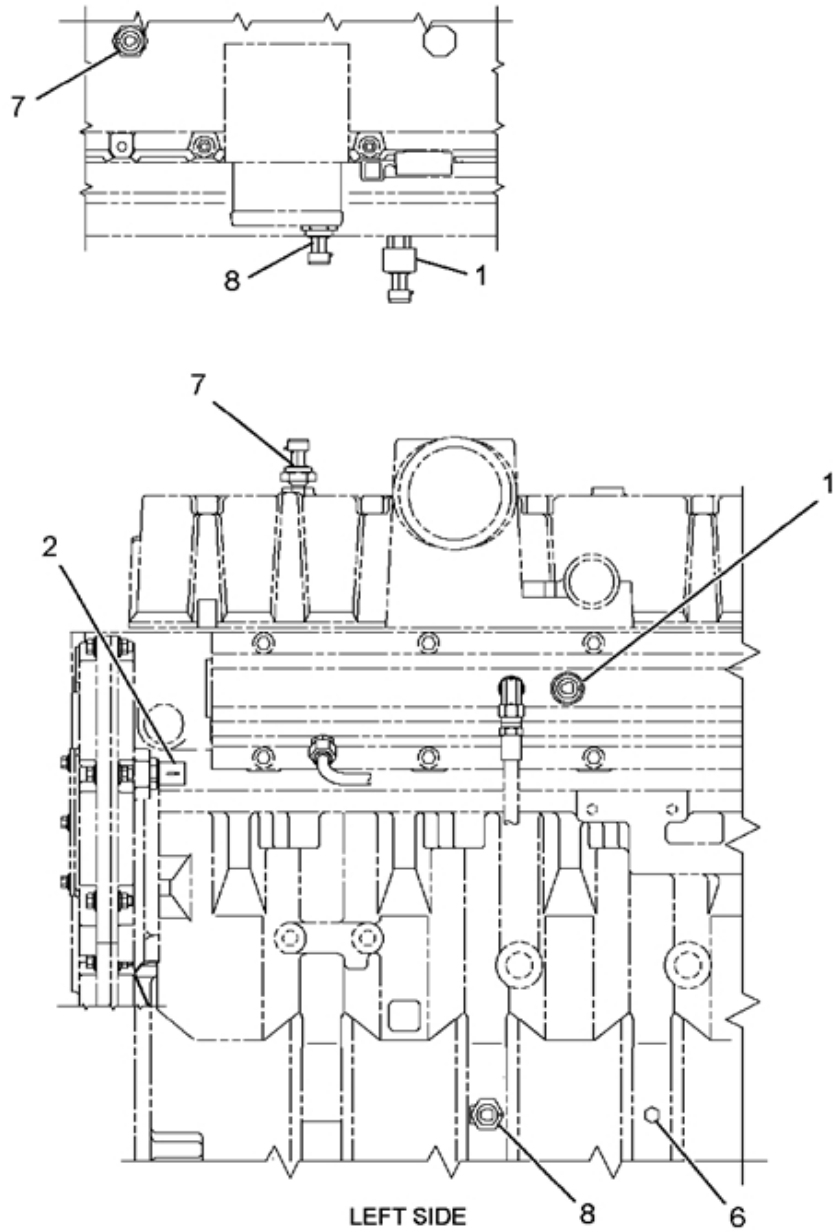


FIG. 11-15.45  
ELECTRONIC SENSORS NGV

Item	Part Number	Qty	Description
001	1830669C91	1	SENSOR,INJ CONT PRES (ICP)
002	1814320C1	2	SENSOR,OIL TEMP/COOLANT
003	1807339C92	1	SENSOR,CAMSHAFT POS CMP
	1824948C1	1	O-RING *EMD1484
004	1817812C1	1	BOLT, M8 X 16MM HEX FLANGE
005	445751	3	PLUG,1/2-14 NPTF,SOCKET HEAD
006	444613	1	PLUG,1/8-27 PIPE *STD
007	1840078C1	1	SENSOR,PRESSURE TRANSDUCER-CEC
008	1807369C2	1	SENSOR,ENG OIL PRESSURE EOP
880		RF	NOTE: ASM BELOW COMPRISED OF ABOVE COMPONENTS
881	641009B005	RF	ELECT SENSORS NGV

FIG. 11-15.46  
TRANSDUCER, ICP

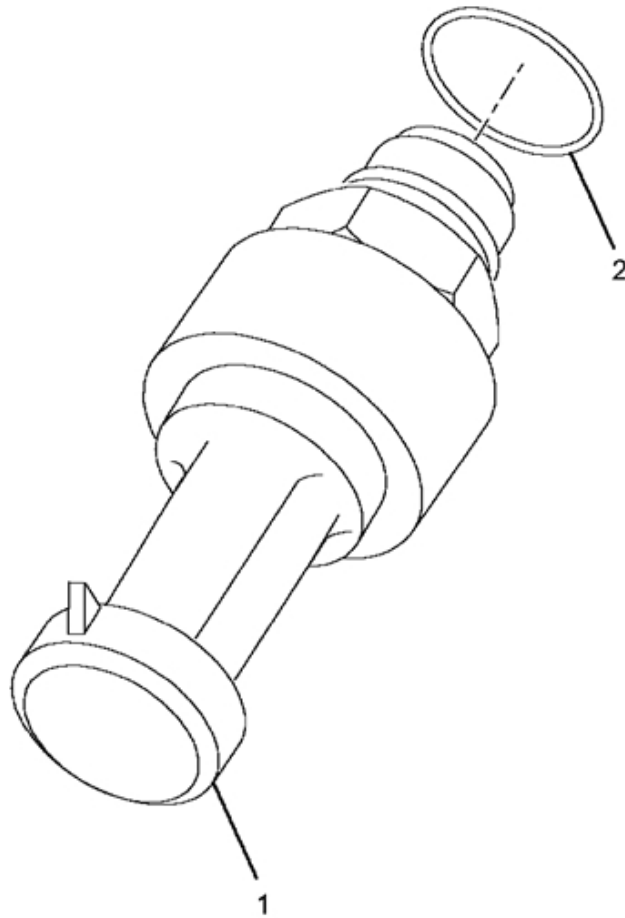


FIG. 11-15.46  
 TRANSDUCER, ICP

Item	Part Number	Qty	Description
001	1833031C1	1	TRANSDUCER *1830669C91
002	1815874C1	1	SEAL,O-RING
880		RF	NOTE: ASM BELOW COMPRISED OF ABOVE COMPONENTS
881	1830669C91	RF	SENSOR,INJ CONT PRES (ICP)

FIG. 11-15.47  
REAR MTG CEC NGV

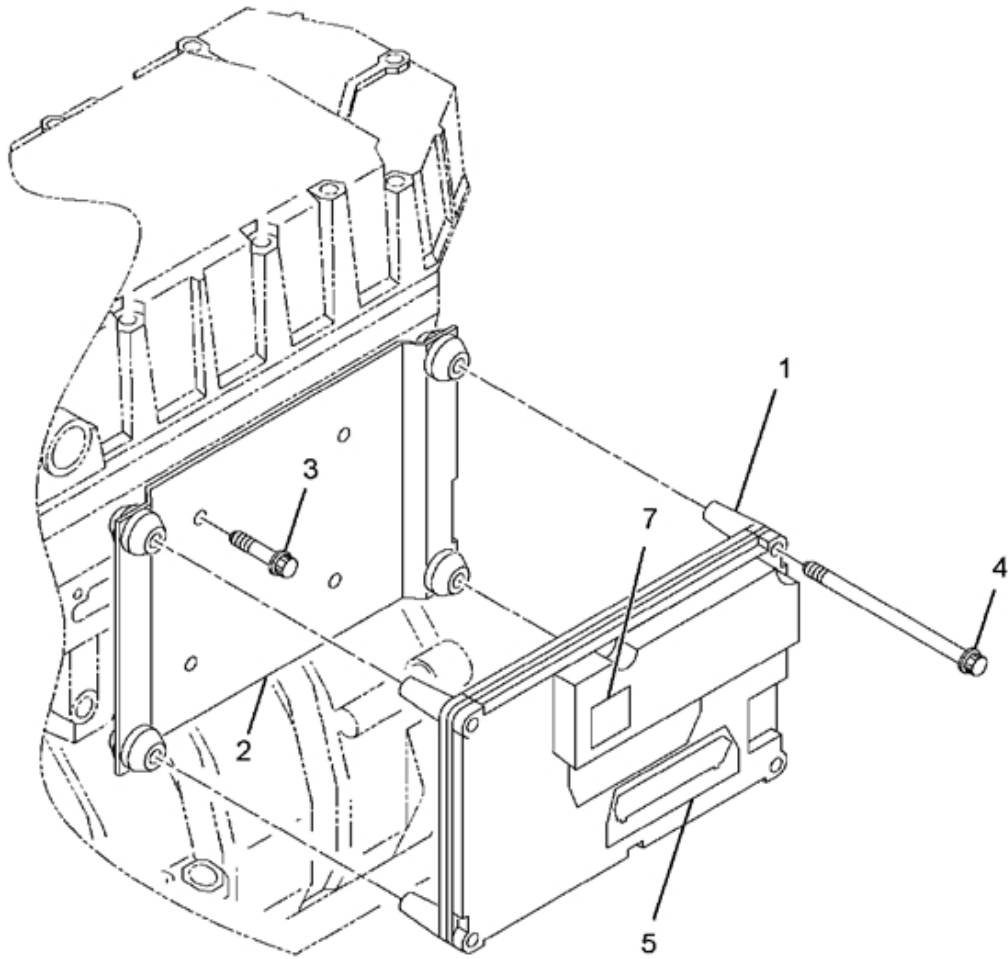


FIG. 11-15.47  
REAR MTG CEC NGV

Item	Part Number	Qty	Description
001	1833341C1	1	MODULE,ELECT CONTROL 12V-CEC
002	1829953C92	RF	BRACKET ASM,CEC REAR MT
		RF	ORDER COMPONENTS BELOW TO MAKE ASSEMBLY
	1829944C1	1	BRACKET,MOUNTING CEC MODULE REAR MOUNT
	1825945C1	8	GROMMET,VIBRATION ISOLATOR
	1829863C1	4	WASHER,FLAT M8
	1826626C1	4	NUT,SPACER
003	1817956C1	4	BOLT, M8X20MM HEX FLANGE
004	1818231C1	2	BOLT,M8 X 80 *EMD1262
005	1830974C1	1	INSULATOR,CEC SHIPPING
007	1831746C1	1	LABEL,GREASE INSTRUCTION
800		RF	NOTE: THE FOLLOWING PARTS ARE NON-ILLUSTRATED
801	1830110C1	4	GROMMET ASSY,WASHER & GROMMET
802	1831729C1	AR	GREASE,DIELECTRIC
803	1831730C1	AR	LUBRICATOR,GREASE,DIELECTRIC 1/4 OZ TUBE
804	1831731C1	AR	LUBRICATOR,GREASE,DIELECTRIC 4 OZ TUBE
880		RF	NOTE: ASM BELOW COMPRISED OF ABOVE COMPONENTS
881	641009C014	RF	REAR MTG CEC NGV

FIG. 11-15.48  
BRACKET ASM, CEC REAR MT

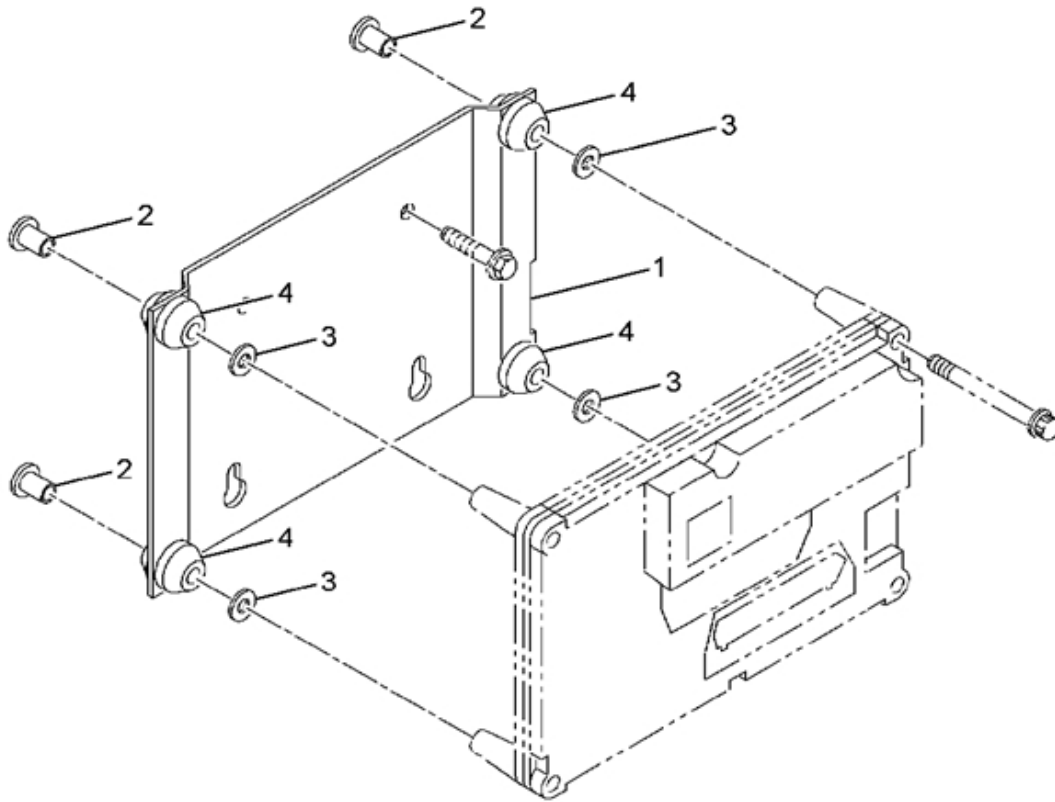


FIG. 11-15.48  
BRACKET ASM, CEC REAR MT

Item	Part Number	Qty	Description
001	1829944C1	1	BRACKET,MOUNTING CEC MODULE REAR MOUNT
002	1830118C1	4	SPACER,NUT
003	1829863C1	4	WASHER,FLAT M8
004	1825945C1	8	GROMMET,VIBRATION ISOLATOR
880		RF	NOTE: ASM BELOW COMPRISED OF ABOVE COMPONENTS
881	1829953C92	RF	BRACKET ASM,CEC REAR MT



FIG. 11-15.49  
ALERNATOR BRACKET

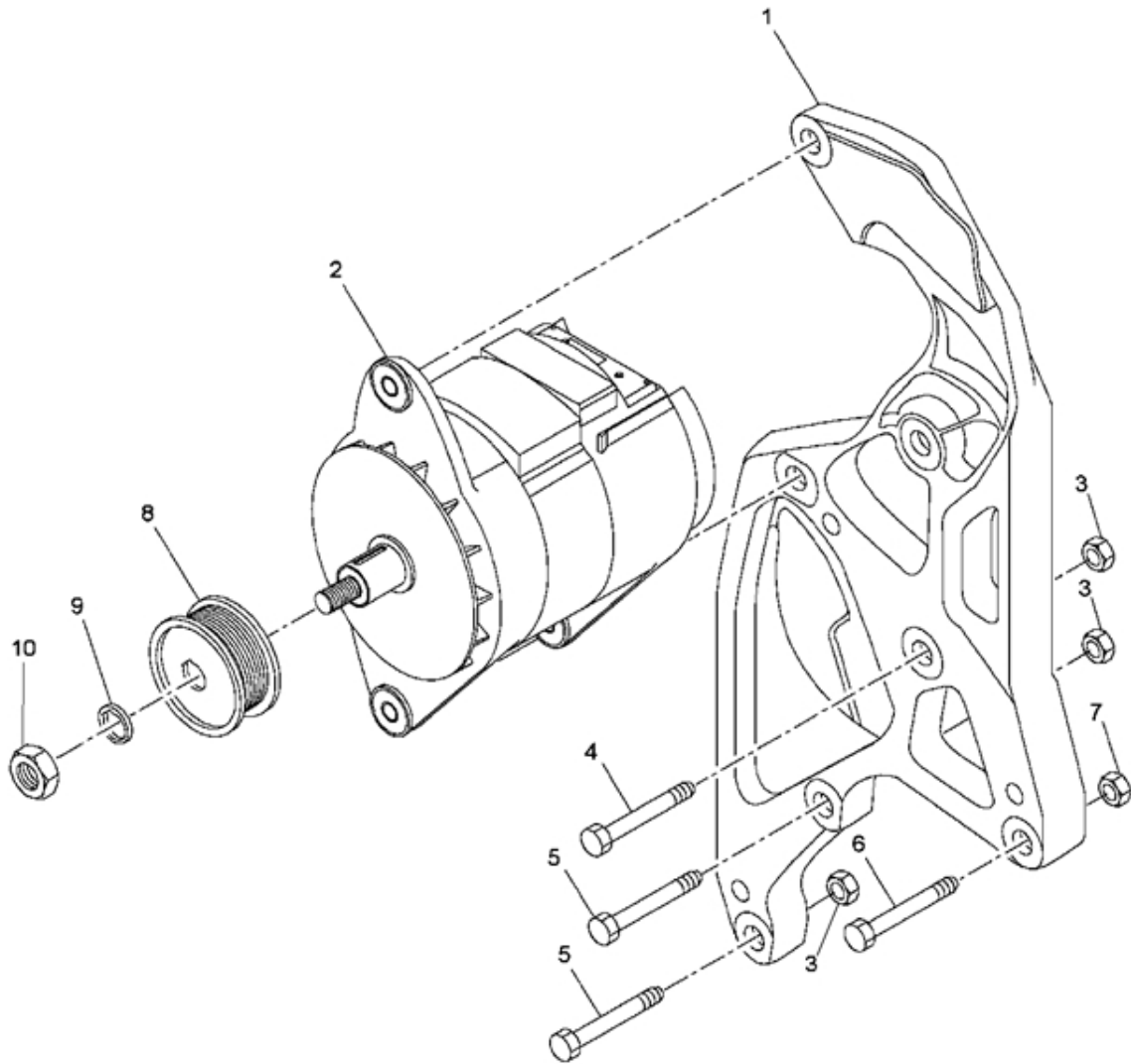


FIG. 11-15.49  
ALERNATOR BRACKET

Item	Part Number	Qty	Description
001	1880166C1	1	BRACKET,ALTERNATOR
002	3819829C91	1	ALTERNATOR
003	31083R1	3	NUT, M10X1.50
004	1820590C1	1	BOLT, M10X120 HEX FLANGE
005	1817993C1	2	BOLT,M10 X 1.50-6G X 80MM LG
006	1823809C1	1	BOLT, M8X120MM
007	40050R1	1	NUT, M8X1.25
008	1873161C1	2	BOLT,M12 X 1.75 X 70MM
	3820740C1	1	PULLEY,ALTERNATOR
009	3818322C2	1	BUSHING
010	25758R1	1	NUT,HEX 9/16 NC TYPE 8
800		RF	NOTE: THE FOLLOWING PARTS ARE NON-ILLUSTRATED
801	140483H	1	BOLT, 3/8 16X1 1/4 HX HD
802	293344C1	1	NIPPLE,HOSE
803	676119C1	1	BOLT, CYL HEAD
804	864450R1	1	ELBOW,HOSE 45 DEG 1/2 MPT X 3/4 HOSE CONN
805	9409931	1	ELBOW, 1/8 27 X 90 DEG STREET
880		RF	NOTE: ASM BELOW COMPRISED OF ABOVE COMPONENTS
881	641009L014	RF	ALERNATOR BRACKET

FIG. 11-15.50  
FLYWHEEL HOUSING (FORDING)

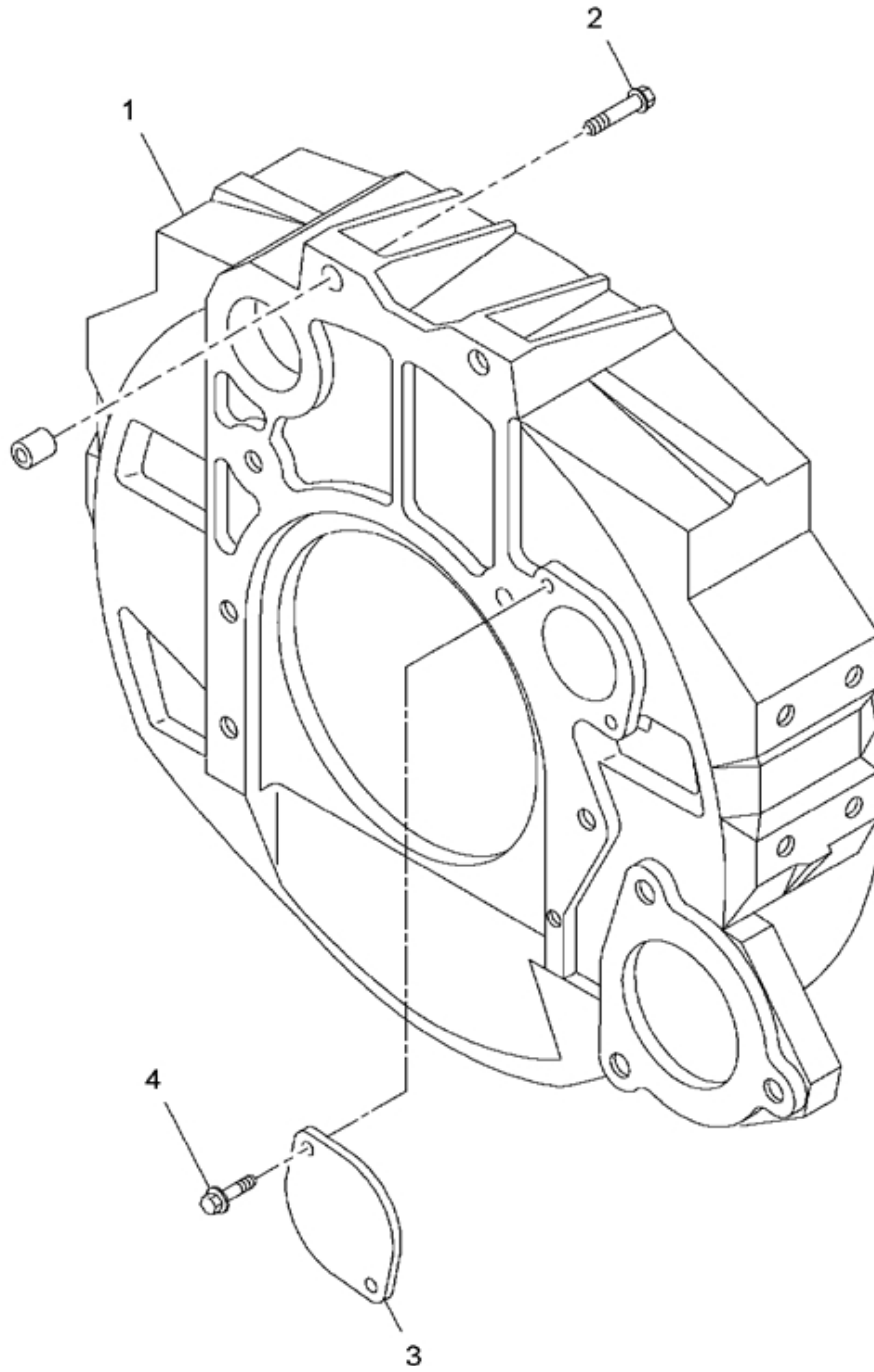


FIG. 11-15.50  
FLYWHEEL HOUSING (FORDING)

Item	Part Number	Qty	Description
001	1881198C91	1	HOUSING ASSY,FLYWHEEL
002	1820606C1	8	BOLT, M12X50MM HEX FLANGE
003	686702C2	1	PLATE,COVER
004	1817953C1	2	BOLT,M6 X 1.0 X 16MM HEX FLANG
880		RF	NOTE: ASM BELOW COMPRISED OF ABOVE COMPONENTS
881	641010L011	RF	FLYWHEEL HOUSING(FORDING)

FIG. 11-15.51  
HOUSING ASM, FLYWHEEL

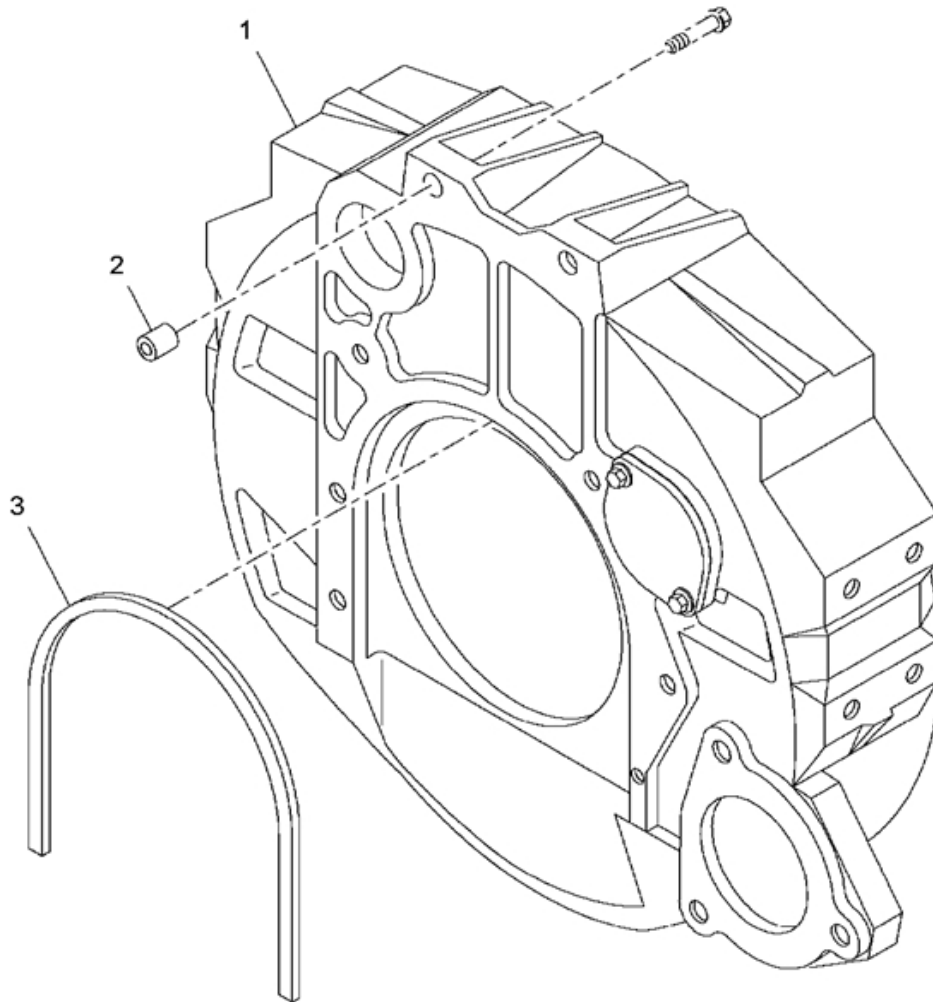


FIG. 11-15.51  
HOUSING ASM, FLYWHEEL

Item	Part Number	Qty	Description
001	1881197C1	1	FLYWHEEL
002	1822086C1	2	BUSHING, FLYWHEEL BOLT
003	1841227C1	1	GASKET, FLYWHEEL HOUSING
800		RF	NOTE: THE FOLLOWING ARE NON-ILLUSTRATED PARTS
801	1831398C1	1	SEAL O RING EMD 1444
802	1846295C1	1	O-RING
803	21264R1	1	PLUG CUP
880		RF	NOTE: ASM BELOW COMPRISED OF ABOVE COMPONENTS
881	1881198C91	RF	HOUSING ASM, FLYWHEEL

FIG. 11-15.52  
ENGINE MOUNTING BRACKET - FRONT

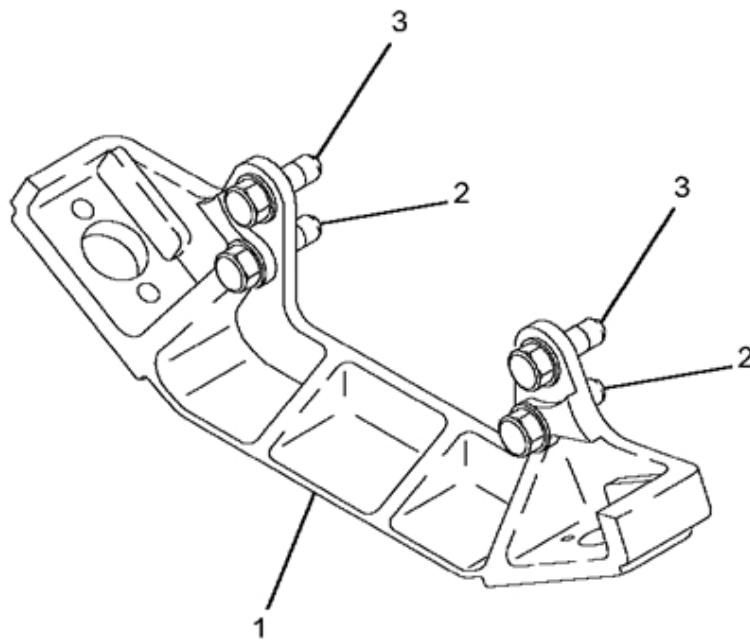


FIG. 11-15.52  
ENGINE MOUNTING BRACKET - FRONT

Item	Part Number	Qty	Description
001	1678077C1	1	BRACKET,ENG MTG FRONT GIVE DES
002	1820392C1	2	BOLT,M18X 100MM LG
003	1817860C1	2	BOLT,M18 X 70MM LG
880		RF	NOTE: ASM BELOW COMPRISED OF ABOVE COMPONENTS
881	641010M001	RF	FRONT ENGINE MOUNTS



FIG. 11-15.53  
BRACKET, REAR MTG

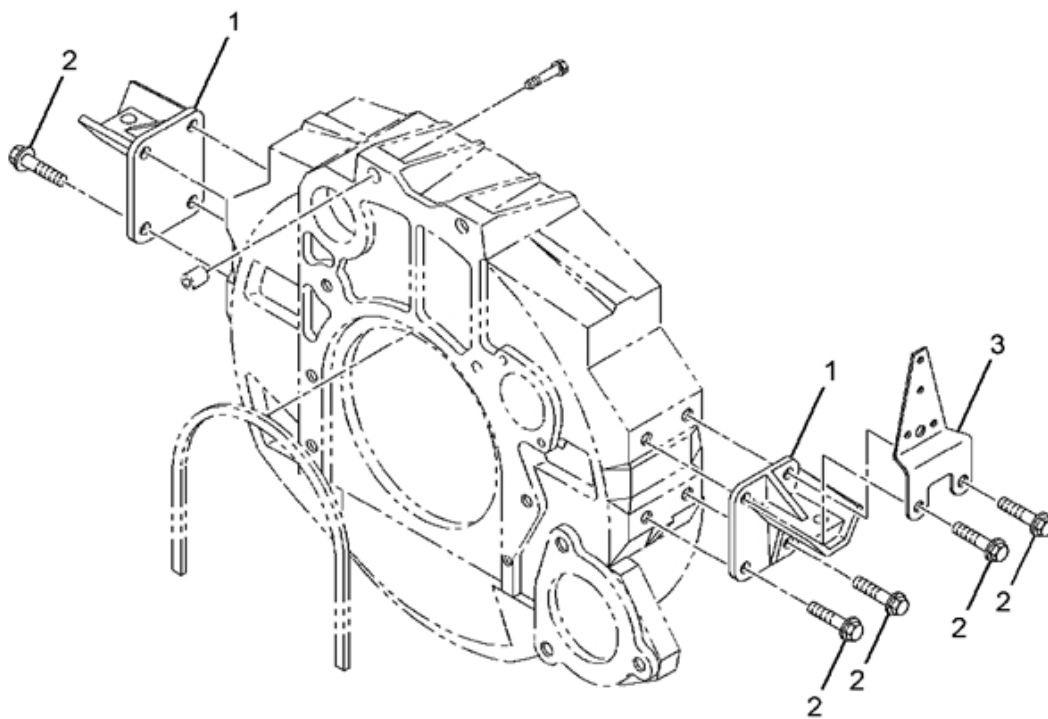


FIG. 11-15.53  
BRACKET, REAR MTG

Item	Part Number	Qty	Description
001	3532953C1	2	BRACKET,ENG MTG REAR
002	1817852C1	8	BOLT,M12X1.75X40MM HEX FLANGE
003	2024992C4	1	BRACKET,ASM XMSN TUBE
880		RF	NOTE: ASM BELOW COMPRISED OF ABOVE COMPONENTS
881	641010N007	RF	BRACKET REAR MTG.

FIG. 11-15.54  
BRACKET, ASM XMSN TUBE

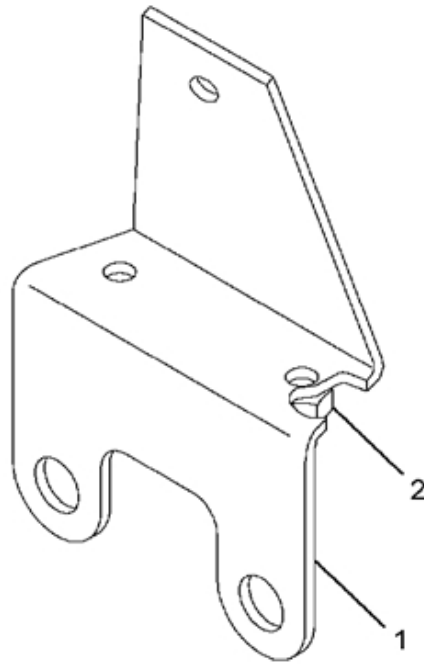


FIG. 11-15.54  
BRACKET, ASM XMSN TUBE

Item	Part Number	Qty	Description
001	2024991C4	1	BRACKET,XMSN FILL TUBE
002	550825R1	2	NUT,1/4-20 WELD*STD
880		RF	NOTE: ASM BELOW COMPRISED OF ABOVE COMPONENTS
881	2024992C4	RF	BRACKET,ASM XMSN TUBE

FIG. 11-15.55  
FUEL INJECTOR (I-308,530)

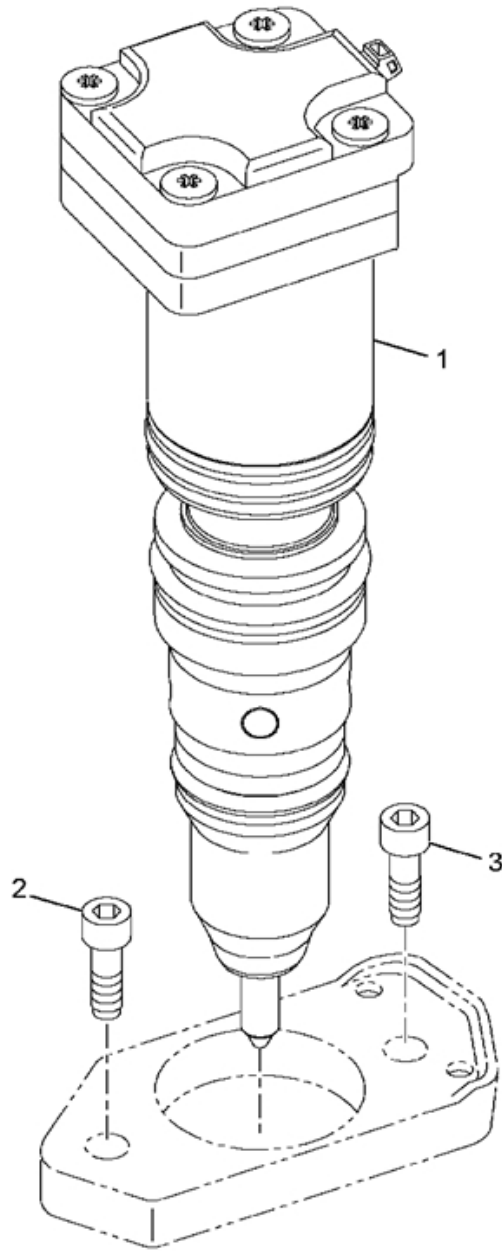


FIG. 11-15.55  
 FUEL INJECTOR (I-308,530)

Item	Part Number	Qty	Description
001	1830692C92	6	INJECTOR ASM,W/SEALS
002	1830050C1	6	BOLT,INJECTOR
003	1830051C1	6	BOLT,SHOULDER
800		RF	NOTE: THE FOLLOWING PARTS ARE NON-ILLUSTRATED
801	1830742C92	KT	PACKAGE, INJECTOR SEALS
880		RF	NOTE: ASM BELOW COMPRISED OF ABOVE COMPONENTS
881	641011C054	RF	FUEL INJ (I-308,530)

FIG. 11-15.56  
PACKAGE, INJECTOR SEALS

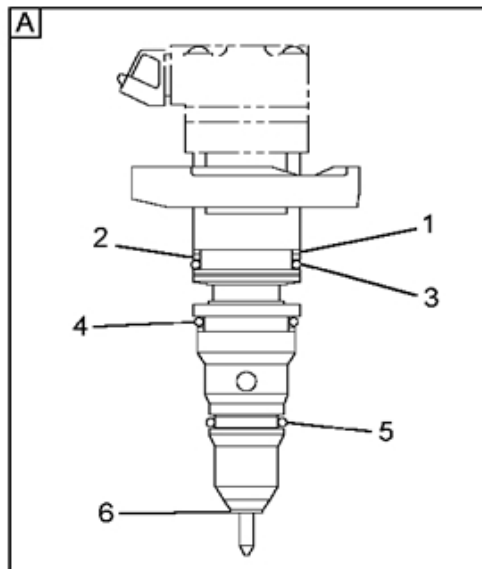
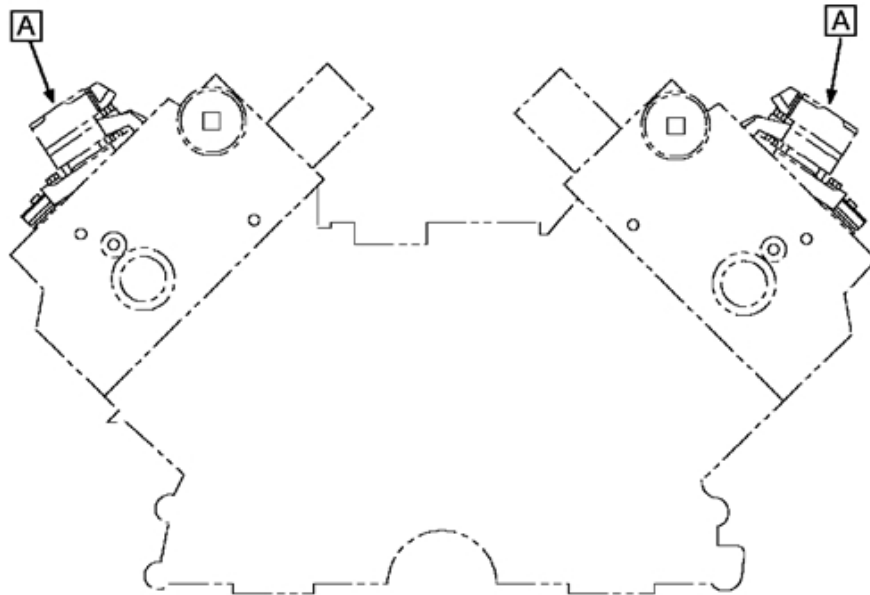


FIG. 11-15.56  
 PACKAGE, INJECTOR SEALS

Item	Part Number	Qty	Description
001	1817073C2	1	RING,UPPER BACKUP
002	1817074C1	1	RING,CUSHION UPPER
003	1816000C1	1	SEAL,INJ.UP*EMD1444
004	1834357C1	1	SEAL,MIDDLE INJECTOR
005	1814695C1	1	SEAL,O-RING #213
006	1830317C1	1	GASKET,INJECTOR
880		RF	NOTE: ASM BELOW COMPRISED OF ABOVE COMPONENTS
881	1830742C92	RF	PACKAGE, INJECTOR SEALS



FIG. 11-15.57  
HYD. FUEL SYS. COMPONENTS

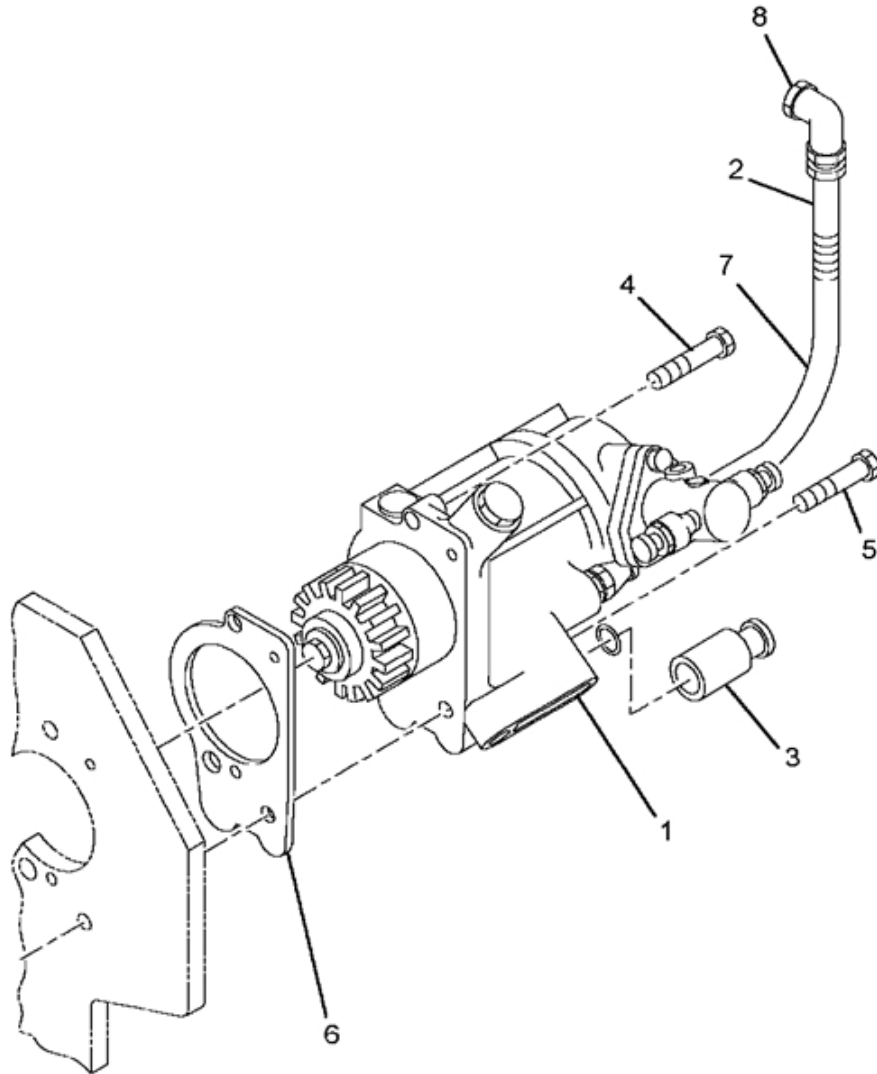


FIG. 11-15.57  
HYD.FUEL SYS.COMPONENTS

Item	Part Number	Qty	Description
001	1830177C92	1	PUMP,HIGH PRESSURE OIL
002	1829802C1	1	HOSE ASM,HIGH PRESSURE
003	1841217C91	1	PKG,INJECTOR PRESSURE REGULATOR
004	1824752C1	1	BOLT,M8X55 HEX FLGEMD1262
005	1818726C1	1	BOLT,M8 X 70*EMD1262
006	1825685C1	1	SEAL,PUMP FLANGE
007	1822646C1	AR	CONDUIT,CONV.
	1822645C1	AR	CONDUIT
008	9410976	1	ELBOW,PIPE 90-37D FL TB .56-18
	1823790C1	1	O-RING #906
800		RF	NOTE: THE FOLLOWING PARTS ARE NON-ILLUSTRATED
801	1825249C91	1	VALVE ASM,IPR
802	1825563C91	1	ELBOW ASM,37 DEGREE O-RING BOSS
803	1836412C91	1	REG,INJ OIL PRES*EMD2324
804	1825563C91	KT	ELBOW ASM,37 DEGREE O-RING BOSS
		RF	(CONSISTS OF PARTS DENOTED BY A)
880		RF	NOTE: ASM BELOW COMPRISED OF ABOVE COMPONENTS
881	641011E002	RF	HYD.FUEL SYS.COMPONENTS

FIG. 11-15.58  
PUMP, HIGH PRESSURE OIL

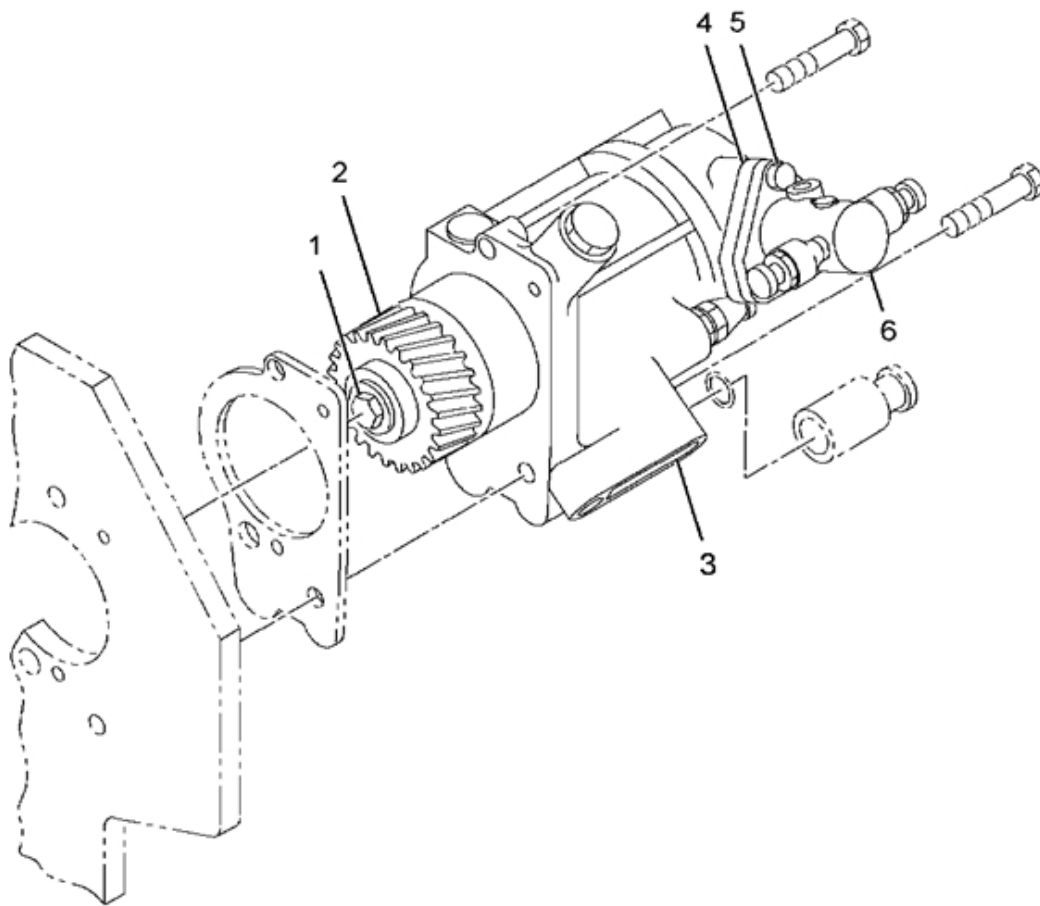


FIG. 11-15.58  
PUMP, HIGH PRESSURE OIL

Item	Part Number	Qty	Description
001	1818236C1	1	BOLT, M12X30 HF
002	1820967C2	1	GEAR,PUMP
003	1830192C2	1	PUMP ASM, HIGH PRESSURE OIL
004	1824755C1	1	GASKET,FUEL PUMP
005	1817817C1	3	BOLT, M6 X 1.0 20MM-10.9
006	1821232C92	1	PUMP ASM,LOW PRESSURE FUEL SUPPLY
880		RF	NOTE: ASM BELOW COMPRISED OF ABOVE COMPONENTS
881	1830177C92	RF	PUMP,HIGH PRESSURE OIL

FIG. 11-15.59  
PUMP, HIGH PRESSURE OIL

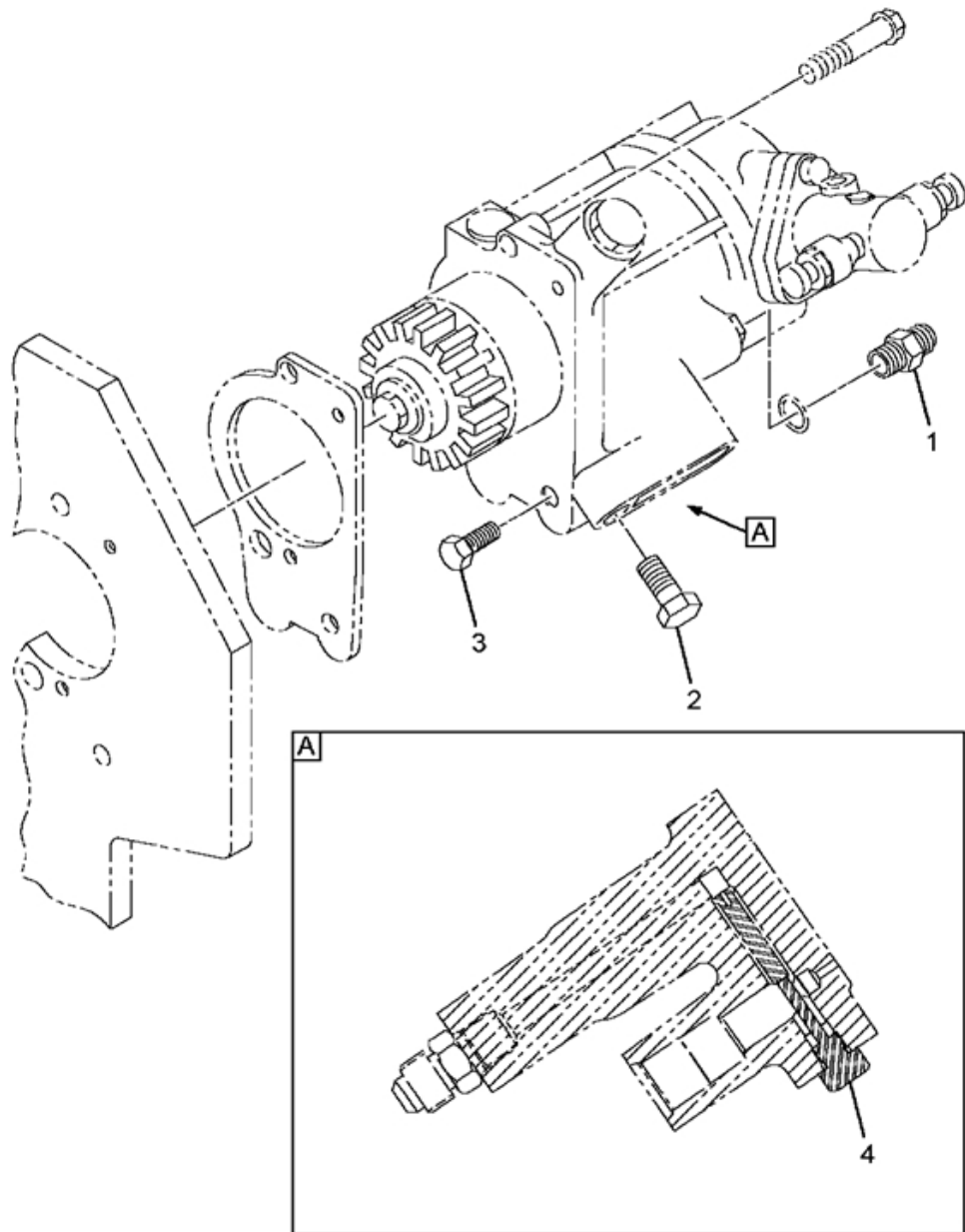


FIG. 11-15.59  
PUMP, HIGH PRESSURE OIL

Item	Part Number	Qty	Description
001	1842004C91	1	FITTING,37 DEG FLARED HP HOSE
002	1842002C91	1	PLUG ASM,CONSTRUCTION
003	1842003C91	1	PLUG ASM,OIL FERRY
004	1825238C1	1	FILTER,EDGE
880		RF	NOTE: ASM BELOW COMPRISED OF ABOVE COMPONENTS
881	1830192C2	RF	PUMP ASSEMBLY,HIGH PRESSURE OIL

FIG. 11-15.60  
PUMP ASM, FUEL SUPPLY

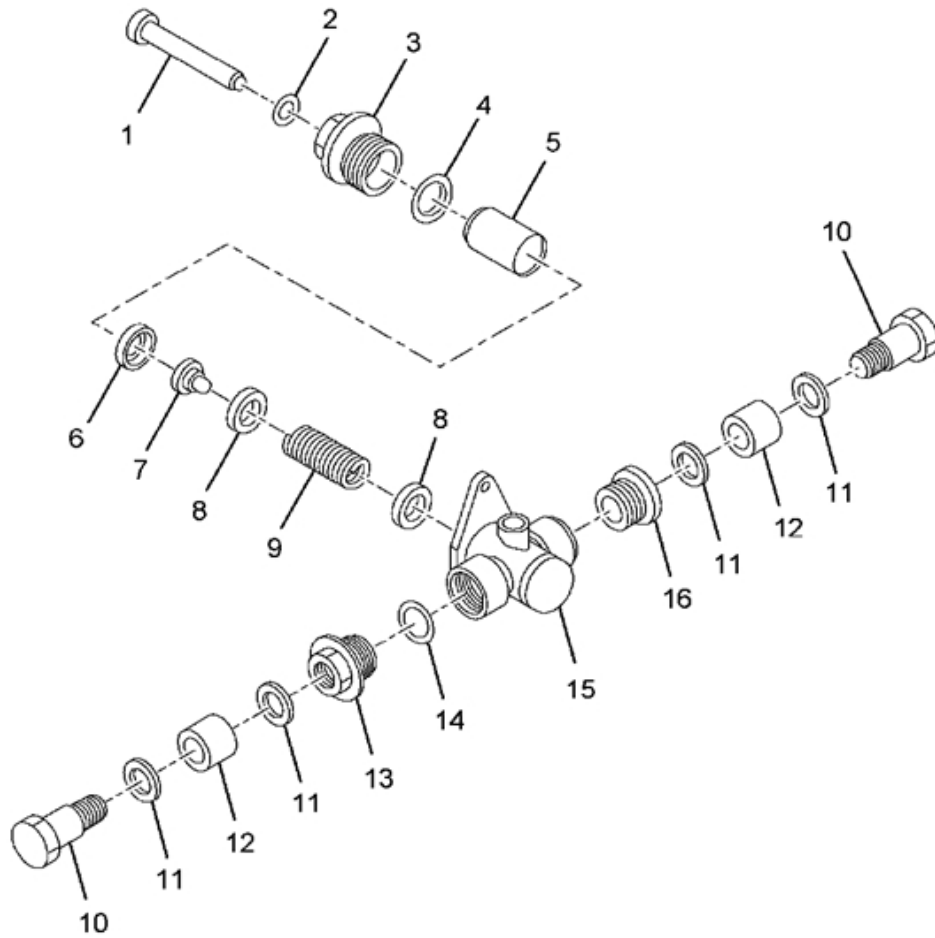


FIG. 11-15.60  
PUMP ASM, FUEL SUPPLY

Item	Part Number	Qty	Description
001	1821143C1	1	TAPPET, SLIDING
002	1812691C1	1	O-RING,SLIDE TAPPET BODY
003	1821144C1	1	ROLLER,TAPPET SHELL
004	1823010C1	1	O-RING
005	1819005C1	1	PLUNGER, PUMP
006	1813824C1	1	RING,PLUNGER SPACER
007	1813818C1	1	VALVE,CHECK
008	1813820C1	2	PLATE,AIR CLEANER MTG SUPT
009	1821146C1	1	SPRING, COMPRESSION
010		RF	PART NO. N/A AT TIME OF PUBLICATION
011		RF	PART NO. N/A AT TIME OF PUBLICATION
012	1818841C1	2	SLEEVE,PROTECTION
013	1813822C1	1	PLUG,INJ PUMP
014	1813823C1	1	O-RING,SCREW PLUG
015	1821290C1	1	HOUSING,PUMP
016	1813821C1	1	BUSHING,THREADED
800		RF	NOTE: THE FOLLOWING PARTS ARE NON-ILLUSTRATED
801	1822998C1	1	RING,O
880		RF	NOTE: ASM BELOW COMPRISED OF ABOVE COMPONENTS
881	1821232C92	RF	PUMP ASSEMBLY,LOW PRESSURE FUEL SUPPLY



FIG. 11-15.61  
PACKAGE ASM, INJ PRESSURE REGULATOR

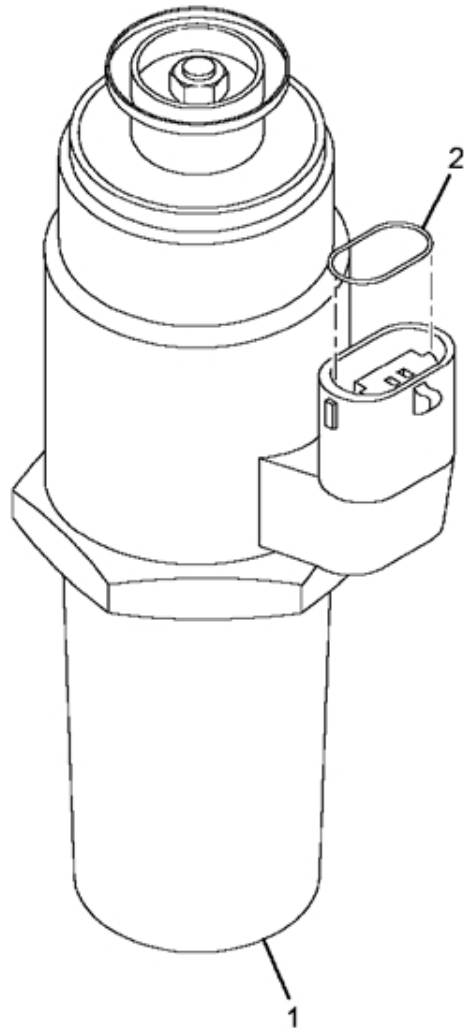


FIG. 11-15.61  
 PACKAGE ASM, INJ PRESSURE REGULATOR

Item	Part Number	Qty	Description
001	1841086C91	1	REGULATOR, INJ. PRESS
002	1807263C1	1	SEAL, IPR/INJECTOR CONNECTOR
880		RF	NOTE: ASM BELOW COMPRISED OF ABOVE COMPONENTS
881	1841217C91	RF	PKG, INJECTOR PRESSURE REGULATOR

FIG. 11-15.62  
REGULATOR, INJECTOR OIL PRESSURE

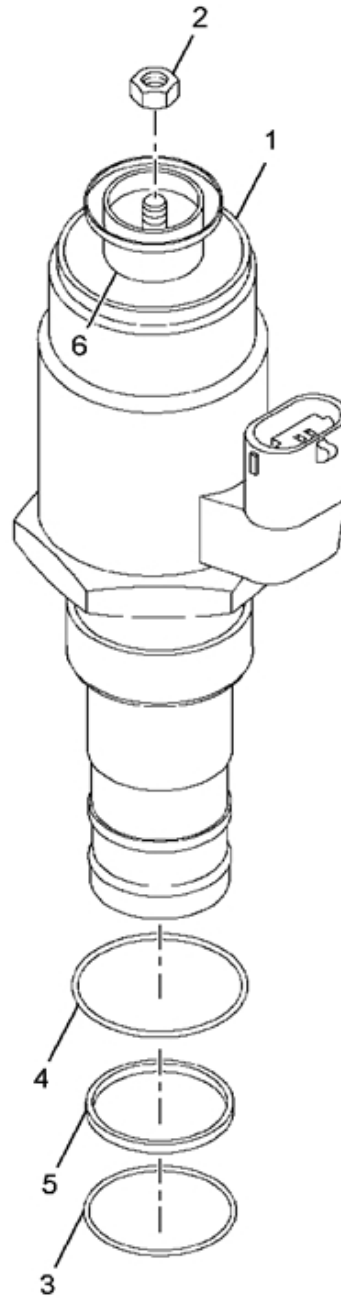


FIG. 11-15.62  
REGULATOR, INJECTOR OIL PRESSURE

Item	Part Number	Qty	Description
001	1825349C1	1	VALVE PRES REG EMD 2000
002	1824978C1	1	NUT IPR
003	1824979C1	1	SEAL,O-RING
004	1824980C1	1	SEAL,O-RING #018
005	1824981C1	1	SEAL,BACK-UP RING
006	1826345C1	1	SPACER EMD 2000
880		RF	NOTE: ASM BELOW COMPRISED OF ABOVE COMPONENTS
881	1825249C91	RF	REGULATOR, INJECTOR OIL PRESSURE

FIG. 11-15.63  
ELBOW ASM, 37-DEG O-RING BOSS

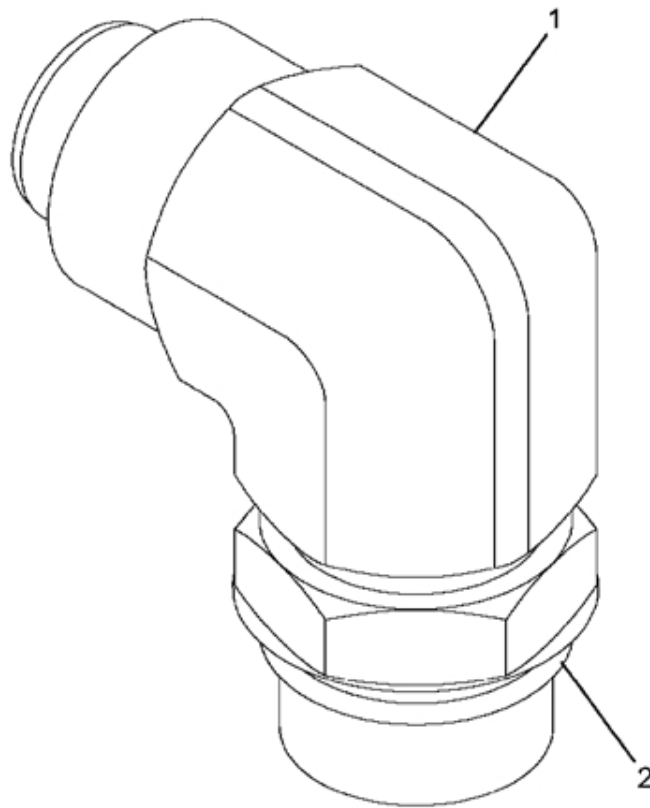


FIG. 11-15.63  
 ELBOW ASM,37-DEG O-RING BOSS

Item	Part Number	Qty	Description
001	9410976	1	ELBOW,PIPE 90-37D FL TB .56-18
002	1823790C1	1	O-RING #906
880		RF	NOTE: ASM BELOW COMPRISED OF ABOVE COMPONENTS
881	1825563C91	RF	ELBOW ASM,37 DEGREE O-RING BOSS

FIG. 11-15.64  
ELBOW ASM, 37-DEG O-RING BOSS

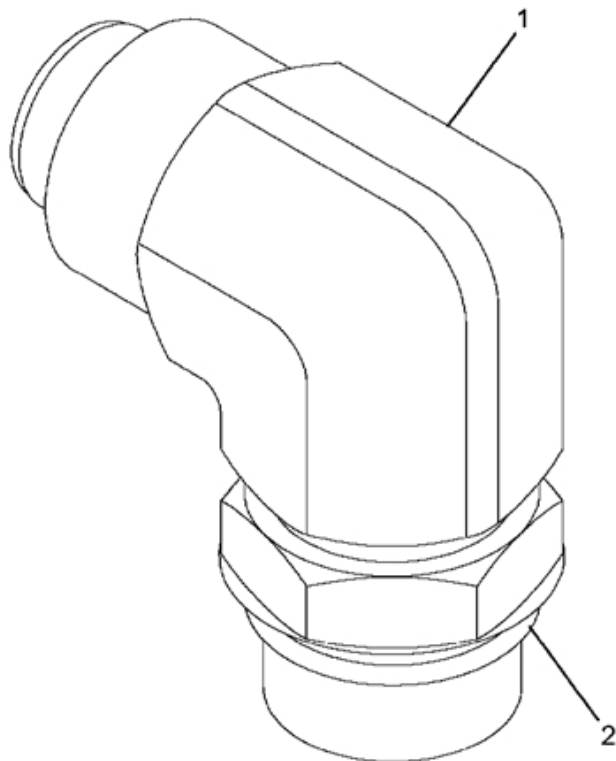


FIG. 11-15.64  
 ELBOW ASM, 37-DEG O-RING BOSS

Item	Part Number	Qty	Description
001	9410976	1	ELBOW,PIPE 90-37D FL TB .56-18
002	1823790C1	1	O-RING #906
880		RF	NOTE: ASM BELOW COMPRISED OF ABOVE COMPONENTS
881	1825563C91	RF	ELBOW ASM,37 DEGREE O-RING BOSS



FIG. 11-15.65  
FUEL FILTER & PIPING RACOR

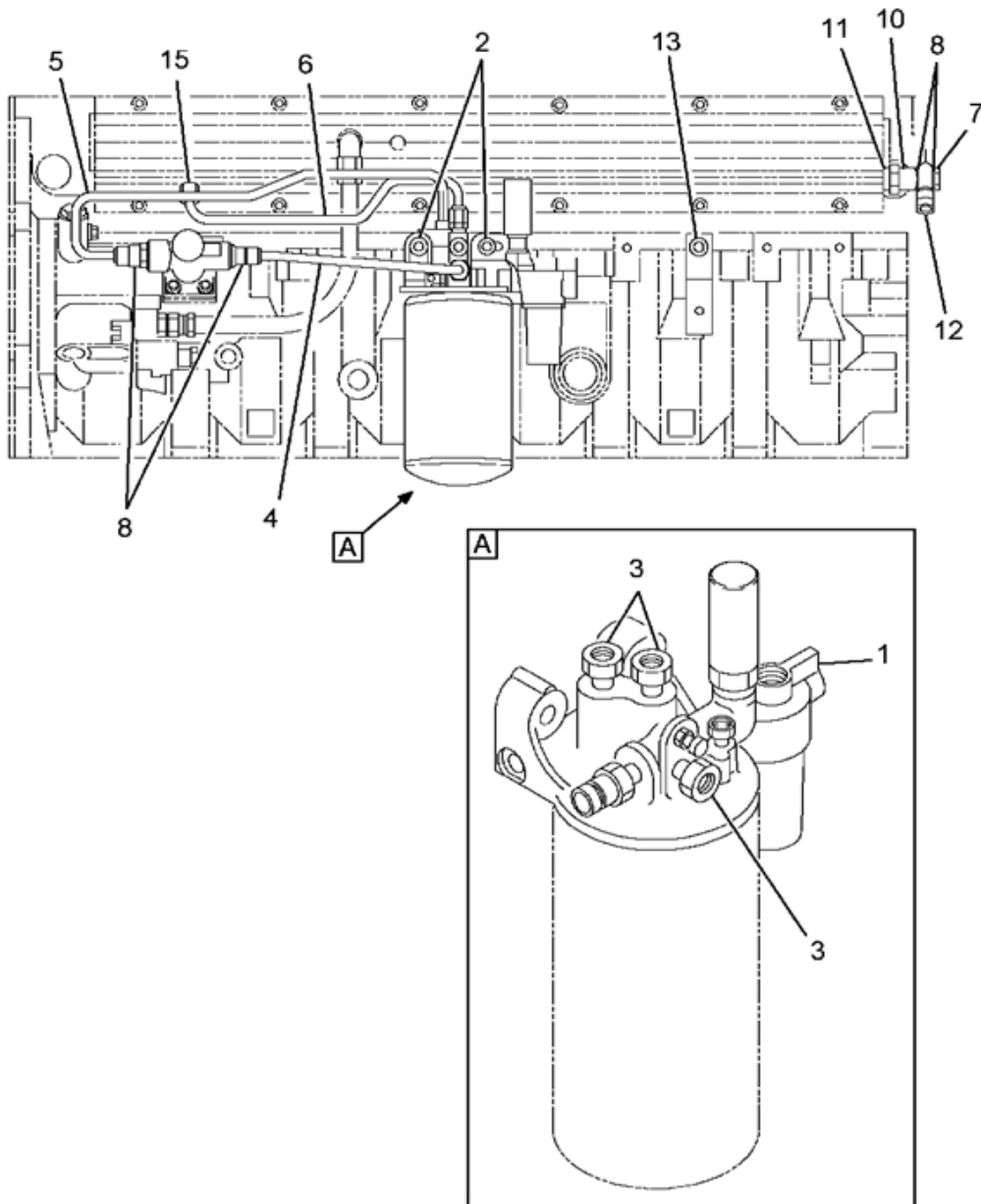


FIG. 11-15.65  
FUEL FILTER & PIPING RACOR

Item	Part Number	Qty	Description
001	1836287C91	1	HEADER ASSY,FUEL FILTER
002	1817978C1	2	BOLT, M8 X 1.25 X 35MM HEX FLG
003	606819C1	3	CONNECTOR,1/4 NPTF 3/8 OD
004	1825520C91	1	TUBE ASM,TRANSFER PUMP INLET
005	1825521C93	1	TUBE ASM,TRANSFER PUMP OUTLET
	265205R1	2	NUT,3/8 FLEX TUBE
	1812348C1	2	SLEEVE,TUBE 3/8
	265204R1	2	SLEEVE
006	1829801C91	1	TUBE ASM,FINAL FILTER OUTLET
	265205R1	2	NUT,3/8 FLEX TUBE
	1812348C1	2	SLEEVE,TUBE 3/8
	265204R1	2	SLEEVE
007	1810491C1	1	SCREW,SPECIAL MACHINE
008	691273C1	4	GASKET,HOLLOW SCREW
	1825467C1	2	SCREW,HOLLOW FLEX FITTING
010	1825511C1	1	VALVE ASM,REGULATOR
011	1841622C1	1	GASKET,PRESSURE REGULATION
012	1809797C1	1	FITTING,BANJO
013	1823920C1	1	EXTENSION,CLIP
	1817956C1	1	BOLT, M8X20MM HEX FLANGE
015	1819772C1	1	CONNECTOR,1/8 NPT X 3/8 TUBE
800		RF	NOTE: THE FOLLOWING PARTS ARE NON-ILLUSTRATED
801	3552482C1	1	ADAPTER,FUEL RETURN
880		RF	NOTE: ASM BELOW COMPRISED OF ABOVE COMPONENTS
881	641011L019	RF	FUEL FILTER

FIG. 11-15.66  
HEADER ASSY, FUEL FILTER

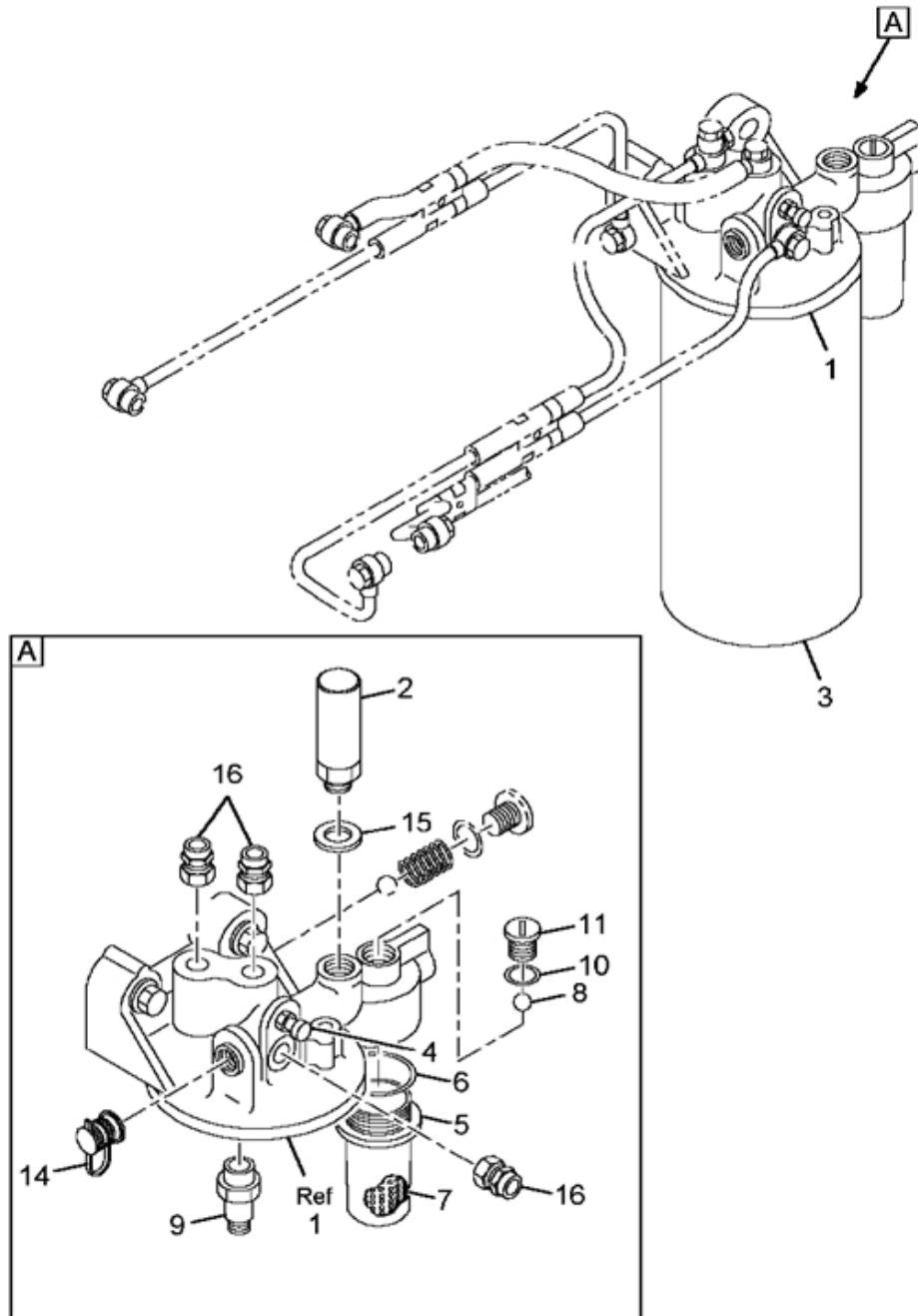


FIG. 11-15.66  
HEADER ASSY, FUEL FILTER

Item	Part Number	Qty	Description
001	1836409C1	1	HEADER, FUEL FILTER
002	1824946C1	1	PUMP,HAND PRIMER
003	1822588C1	1	FILTER, FUEL
004	1816216C1	1	VALVE, PRIMING
005	1818516C1	1	BOWL, PRESCREEN
006	1818518C1	1	RING, O STRAINER
007	1817674C1	1	ELEMENT, PRESCREEN
008	1820478C1	1	BALL, CHECK VALVE
009	1819195C1	1	ADAPTER, FINAL FILTER
010	379181R1	1	O-RING, SEALING *STD
011	1820919C1	1	PLUG
014	1822530C92	1	VALVE ASM, CHECK
015	1823029C1	1	GASKET
016	606819C1	3	CONNECTOR, 1/4 NPTF 3/8 OD
880		RF	NOTE: ASM BELOW COMPRISED OF ABOVE COMPONENTS
881	1836287C91	RF	HEADER ASSY, FUEL FILTER

FIG. 11-15.67  
VALVE ASM, CHECK

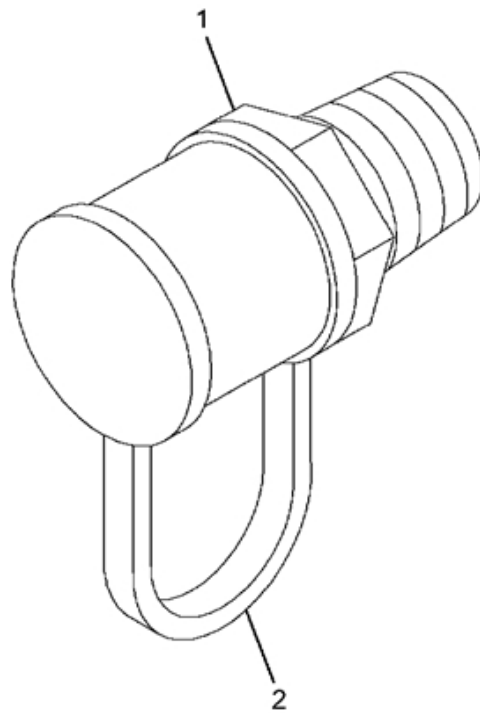


FIG. 11-15.67  
VALVE ASM, CHECK

Item	Part Number	Qty	Description
001	1823306C1	1	VALVE COMPUCHECK
002	1655349C1	1	CAP,DUST
880		RF	NOTE: ASM BELOW COMPRISED OF ABOVE COMPONENTS
881	1822530C92	RF	VALVE ASM,CHECK

FIG. 11-15.68  
TUBE ASM, TRANSFER PUMP INLET

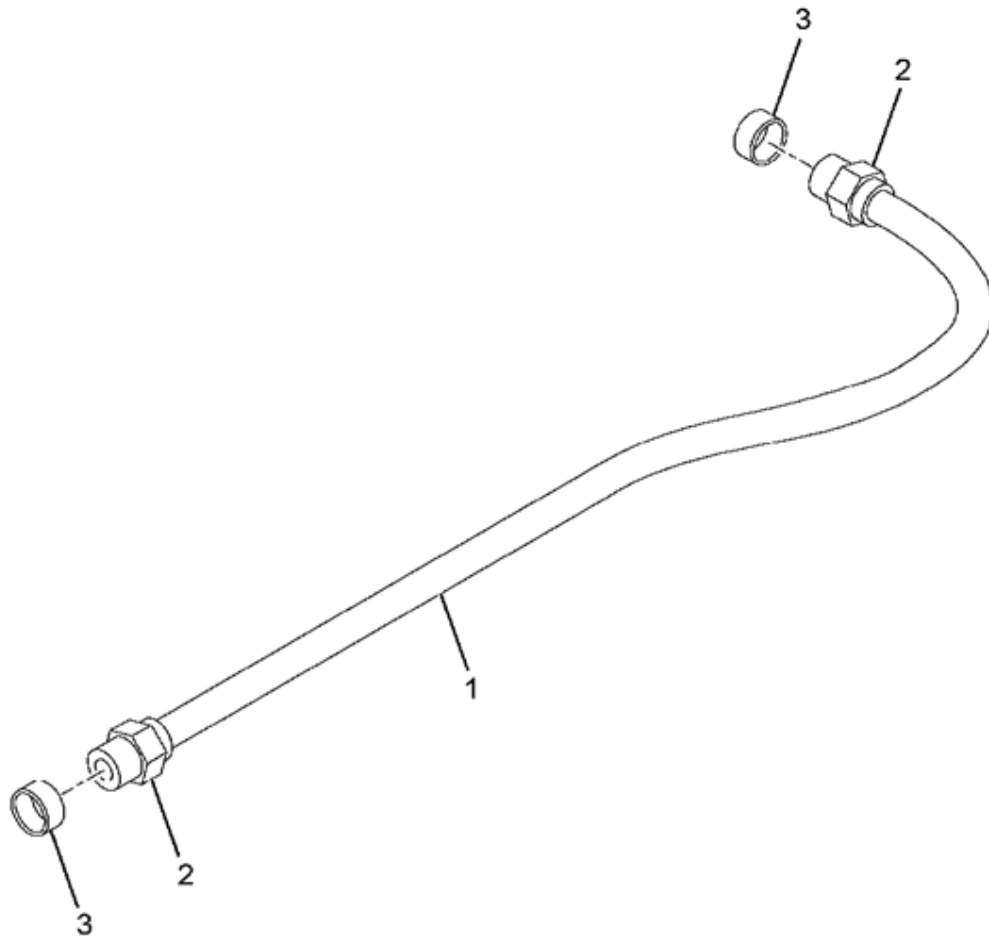


FIG. 11-15.68  
TUBE ASM, TRANSFER PUMP INLET

Item	Part Number	Qty	Description
001	1825613C1	1	TUBE,TRANSFER PMP INLET
002	265205R1	2	NUT,3/8 FLEX TUBE
003	265204R1	2	SLEEVE
880		RF	NOTE: ASM BELOW COMPRISED OF ABOVE COMPONENTS
881	1825520C91	RF	TUBE ASM,TRANSFER PUMP INLET



FIG. 11-15.69  
TUBE ASM, TRNSFR PUMP OUTLET

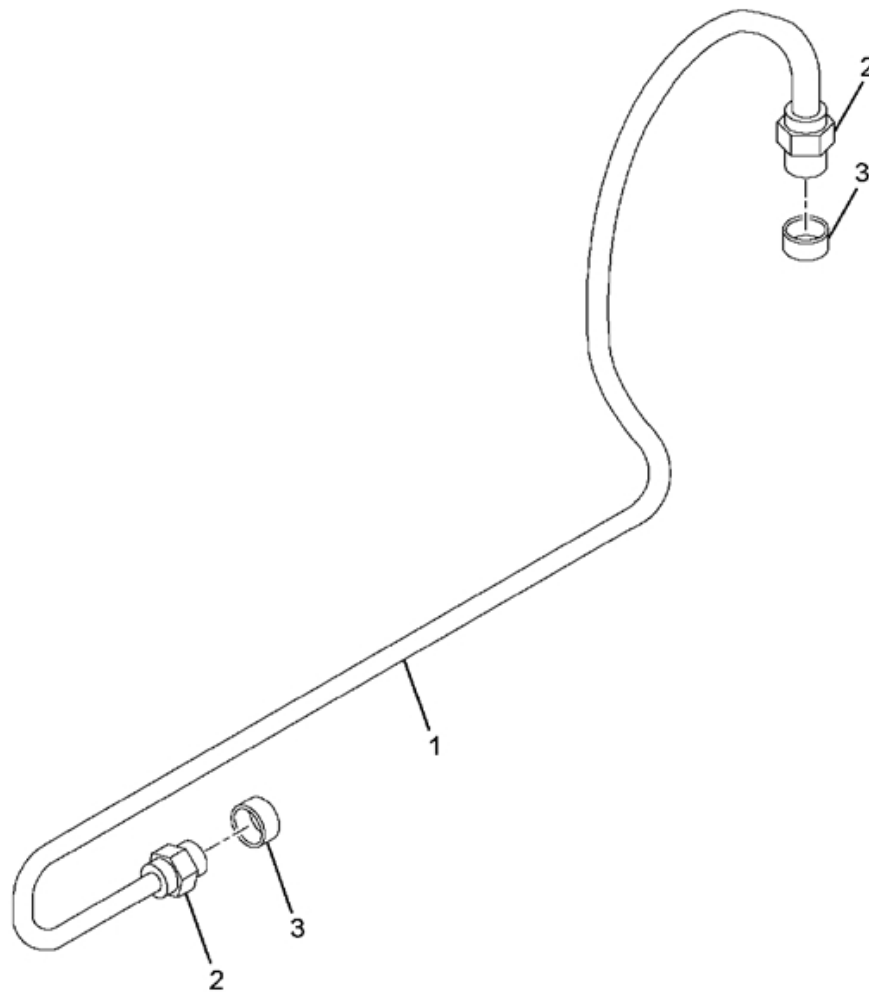


FIG. 11-15.69  
TUBE ASM, TRNSFR PUMP OUTLET

Item	Part Number	Qty	Description
001	1829830C1	1	TUBE,TRANSFER PUMP
002	265205R1	2	NUT,3/8 FLEX TUBE
003	265204R1	2	SLEEVE
880		RF	NOTE: ASM BELOW COMPRISED OF ABOVE COMPONENTS
881	1825521C93	RF	TUBE ASM,TRANSFER PUMP OUTLET

FIG. 11-15-70  
TUBE ASM, FINAL FILTER OUTLET

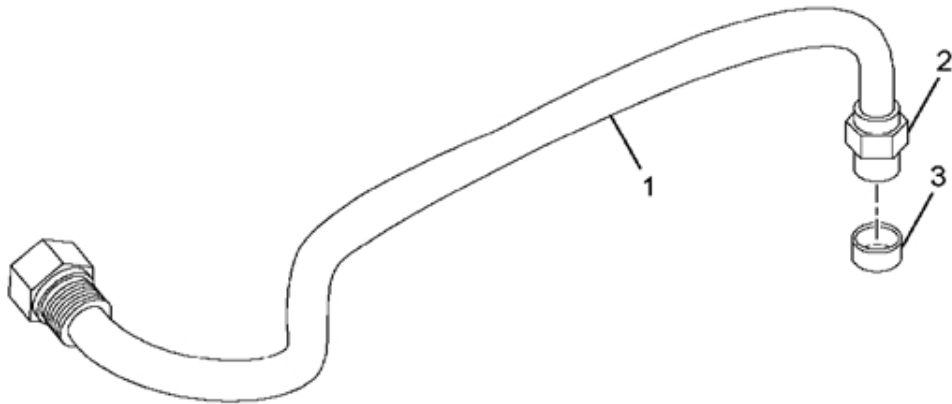


FIG. 11-15.70  
TUBE ASM, FINAL FILTER OUTLET

Item	Part Number	Qty	Description
001	1829832C1	1	TUBE,FINAL FILTER OUTLET
002	265205R1	1	NUT,3/8 FLEX TUBE
003	265204R1	1	SLEEVE
880		RF	NOTE: ASM BELOW COMPRISED OF ABOVE COMPONENTS
881	1829801C91	RF	TUBE ASM,FINAL FILTER OUTLET

FIG. 11-15.71  
OIL PUMP (I-308,530)

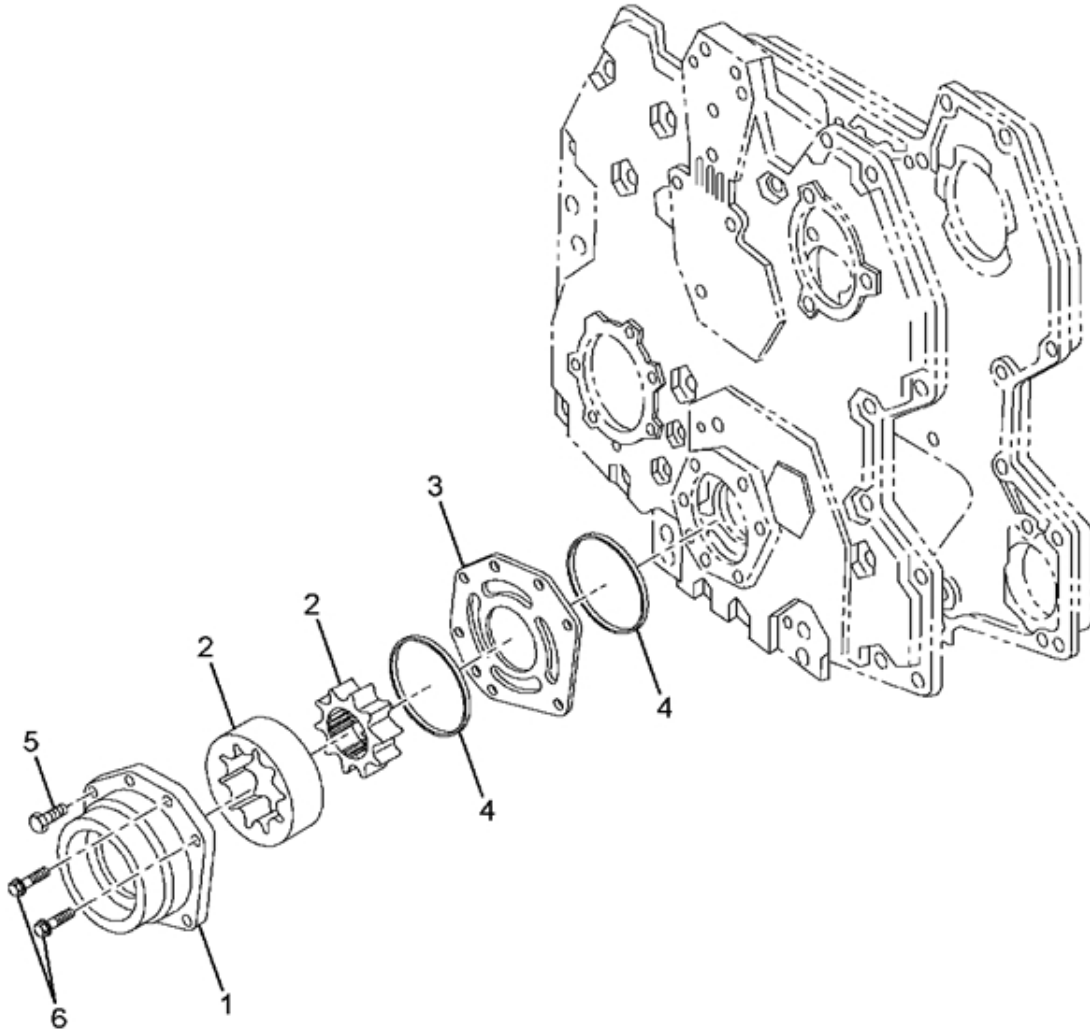


FIG. 11-15.71  
OIL PUMP (I-308,530)

Item	Part Number	Qty	Description
001	1827395C92	1	HOUSING ASM,OIL PUMP
002	1827397C91	1	ROTOR ASM,OIL PUMP
003	1827400C1	1	PLATE,OIL PUMP HOUSING
004	1817862C1	2	SEAL,OIL PUMP HOUSING
005	1817859C1	4	BOLT,PATCH M8 X 1.25 60MM
006	1817957C1	2	BOLT, M8X25MM HEX FLANGE
800		RF	NOTE: THE FOLLOWING PARTS ARE NON-ILLUSTRATED
801	1833357C92	KT	PKG,OIL PUMP I-308/530
802	1833096C92	KT	PACKAGE FRONT OIL SEAL 530/570
880		RF	NOTE: ASM BELOW COMPRISED OF ABOVE COMPONENTS
881	641013A003	RF	OIL PUMP (I-308,530)

FIG. 11-15.72  
HOUSING ASM, OIL PUMP

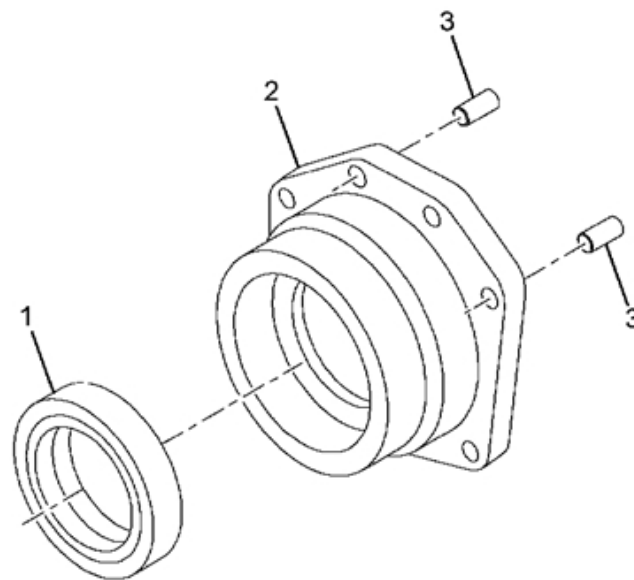


FIG. 11-15.72  
HOUSING ASM, OIL PUMP

Item	Part Number	Qty	Description
001	1827177C1	1	SEAL,FRONT-RADIAL LIP TYPE
002	1827396C2	1	HOUSING, MACHINED OIL PUMP I308 530 A I30I
003	680482C1	2	PIN,DOWEL CRKSHFT FLYWHEEL
880		RF	NOTE: ASM BELOW COMPRISED OF ABOVE COMPONENTS
881	1827395C92	RF	HOUSING ASM,OIL PUMP



FIG. 11-15.73  
PACKAGE, OIL PUMP

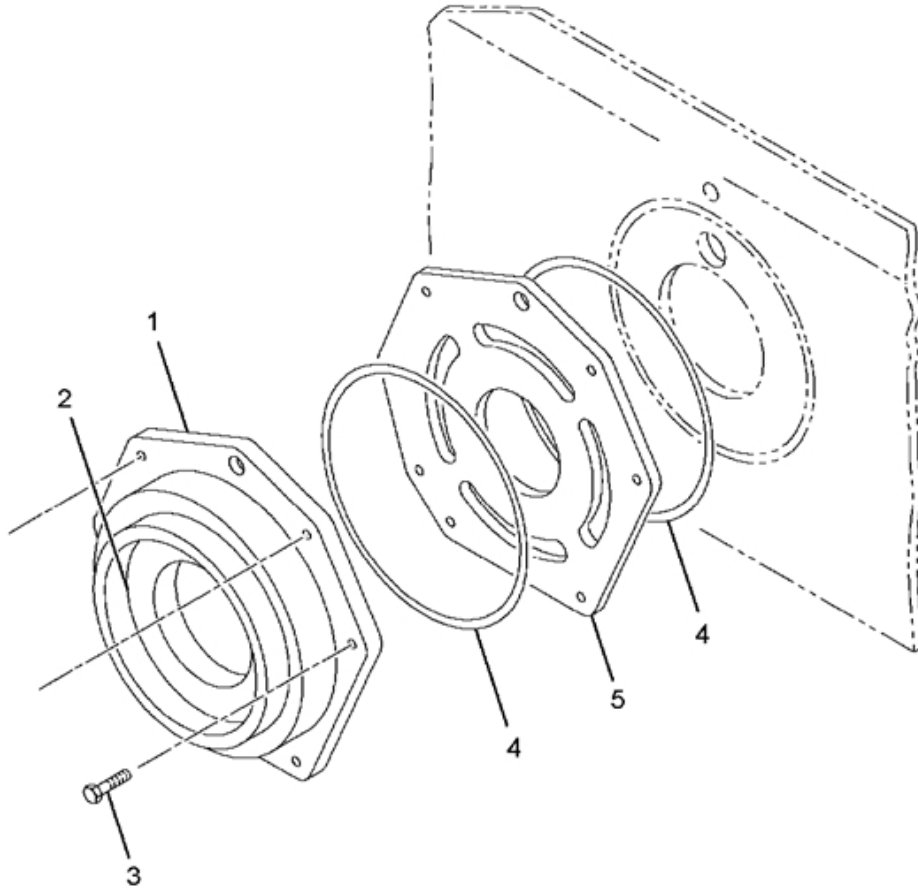


FIG. 11-15.73  
PACKAGE, OIL PUMP

Item	Part Number	Qty	Description
001	1827395C92	1	HOUSING,OIL PUMP
002	1827397C91	1	ROTOR ASM,OIL PUMP
003	1827176C91	1	SLEEVE,ASM POSE
004	1817862C1	2	SEAL,OIL PUMP HOUSING
005	1827400C1	1	PLATE,OIL PUMP HOUSING
880		RF	NOTE: ASM BELOW COMPRISED OF ABOVE COMPONENTS
881	1833357C92	RF	PKG,OIL PUMP I-308/530

FIG. 11-15.74  
HOUSING ASM, OIL PUMP

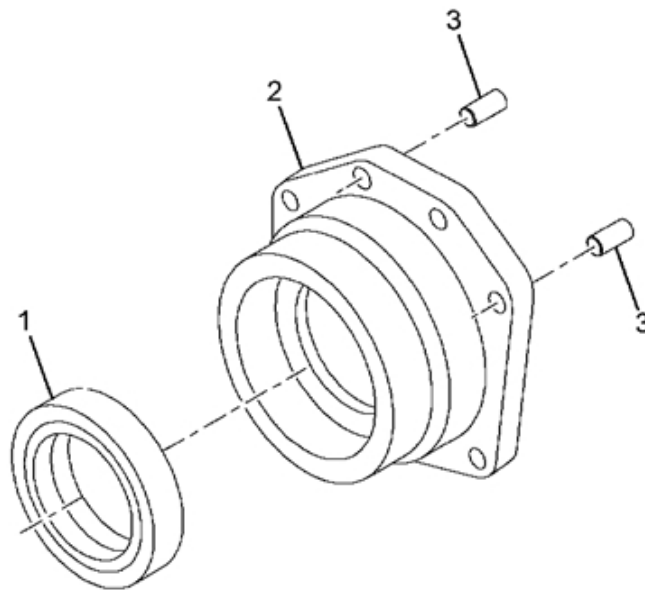


FIG. 11-15.74  
HOUSING ASM, OIL PUMP

Item	Part Number	Qty	Description
001	1827177C1	1	SEAL,FRONT-RADIAL LIP TYPE
002	1827396C2	1	HOUSING, MACHINED OIL PUMP I308 530 A I30I
003	680482C1	2	PIN,DOWEL CRKSHFT FLYWHEEL
880		RF	NOTE: ASM BELOW COMPRISED OF ABOVE COMPONENTS
881	1827395C92	RF	HOUSING ASM,OIL PUMP

FIG. 11-15.75  
SLEEVE ASM, POSE

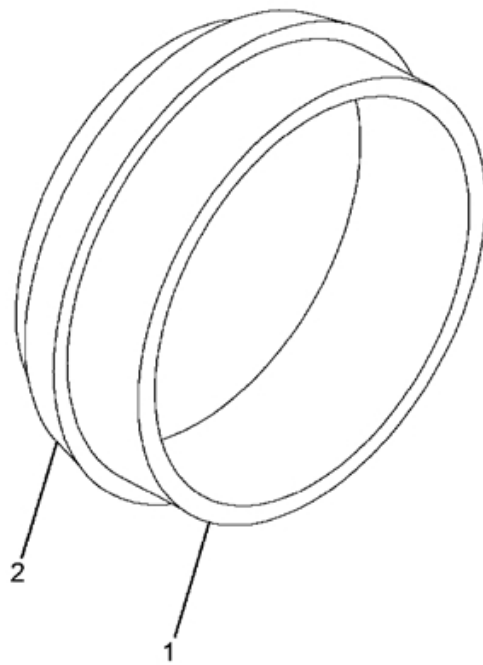


FIG. 11-15.75  
SLEEVE ASM, POSE

Item	Part Number	Qty	Description
001	1827174C1	1	SLEEVE,WEAR A
002	1827175C1	1	SEAL,DUST-POSE A
801		RF	(CONSISTS OF PARTS DENOTED BY A)
880		RF	NOTE: ASM BELOW COMPRISED OF ABOVE COMPONENTS
881	1827176C91	RF	SLEEVE,ASM POSE

FIG. 11-15.76  
PACKAGE, FRT OIL SEAL I-308/530

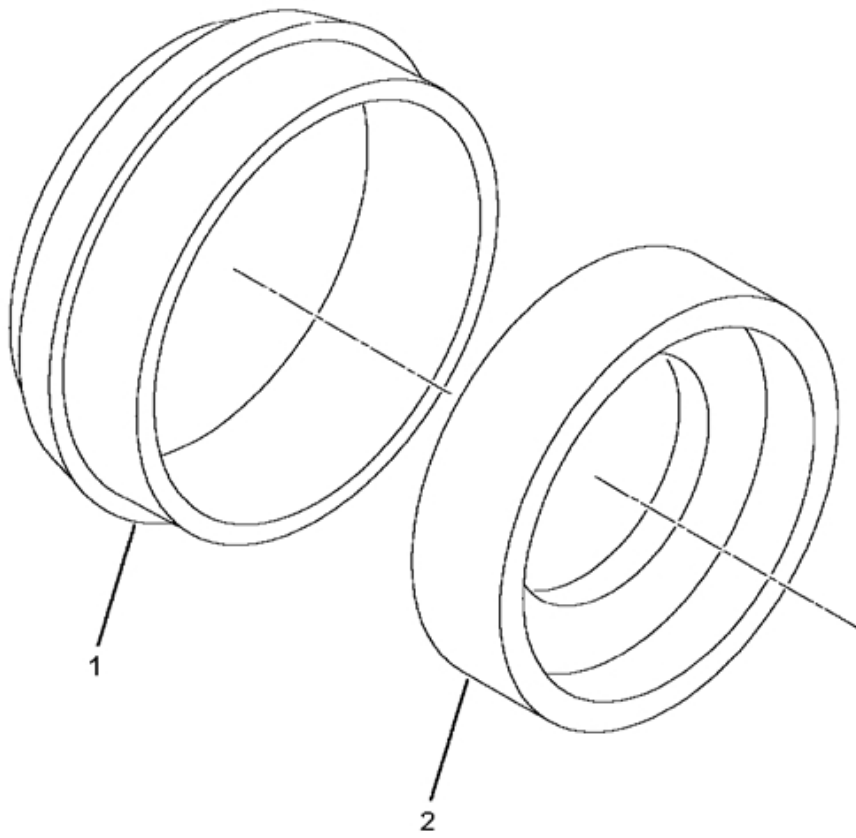


FIG. 11-15.76  
 PACKAGE, FRT OIL SEAL I-308/530

Item	Part Number	Qty	Description
001	1827177C1	1	SEAL,FRONT-RADIAL LIP TYPE
002	1827176C91	1	SLEEVE,ASM POSE
800		RF	NOTE: THE FOLLOWING PARTS ARE NON-ILLUSTRATED
801	1171742R1	1	INSTRUCTION SHEET
880		RF	NOTE: ASM BELOW COMPRISED OF ABOVE COMPONENTS
881	1833096C92	RF	PACKAGE FRONT OIL SEAL 530/570



FIG. 11-15.77  
SLEEVE ASM, POSE

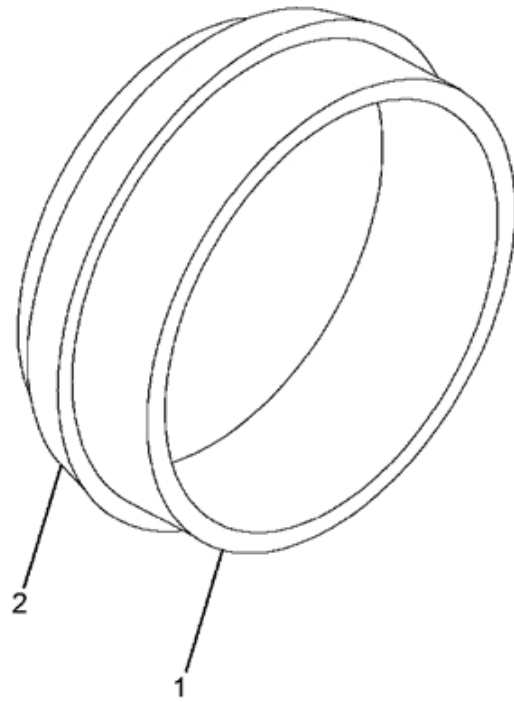


FIG. 11-15.77  
SLEEVE ASM, POSE

Item	Part Number	Qty	Description
001	1827174C1	1	SLEEVE,WEAR A
002	1827175C1	1	SEAL,DUST-POSE A
801		RF	(CONSISTS OF PARTS DENOTED BY A)
880		RF	NOTE: ASM BELOW COMPRISED OF ABOVE COMPONENTS
881	1827176C91	RF	SLEEVE,ASM POSE

FIG. 11-15.78  
OIL FILTER

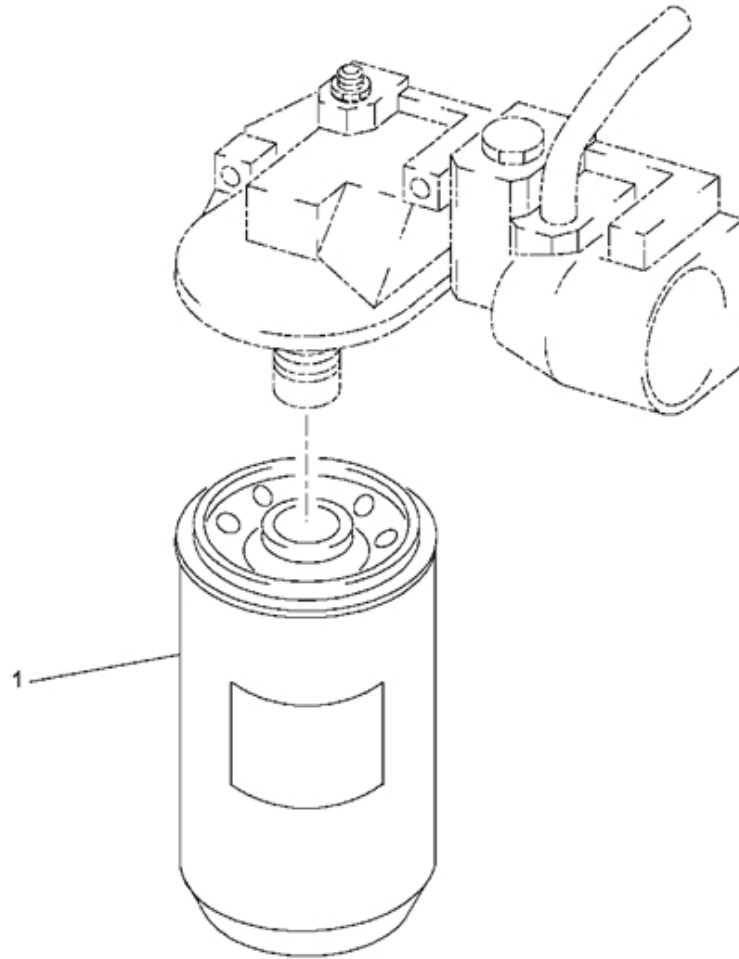


FIG. 11-15.78  
OIL FILTER

Item	Part Number	Qty	Description
001	1842816C2	1	FILTER, SHORT OIL
880		RF	NOTE: ASM BELOW COMPRISED OF ABOVE COMPONENT
881	641013B003	RF	OIL FILTER

FIG. 11-15.79  
OIL COOLER

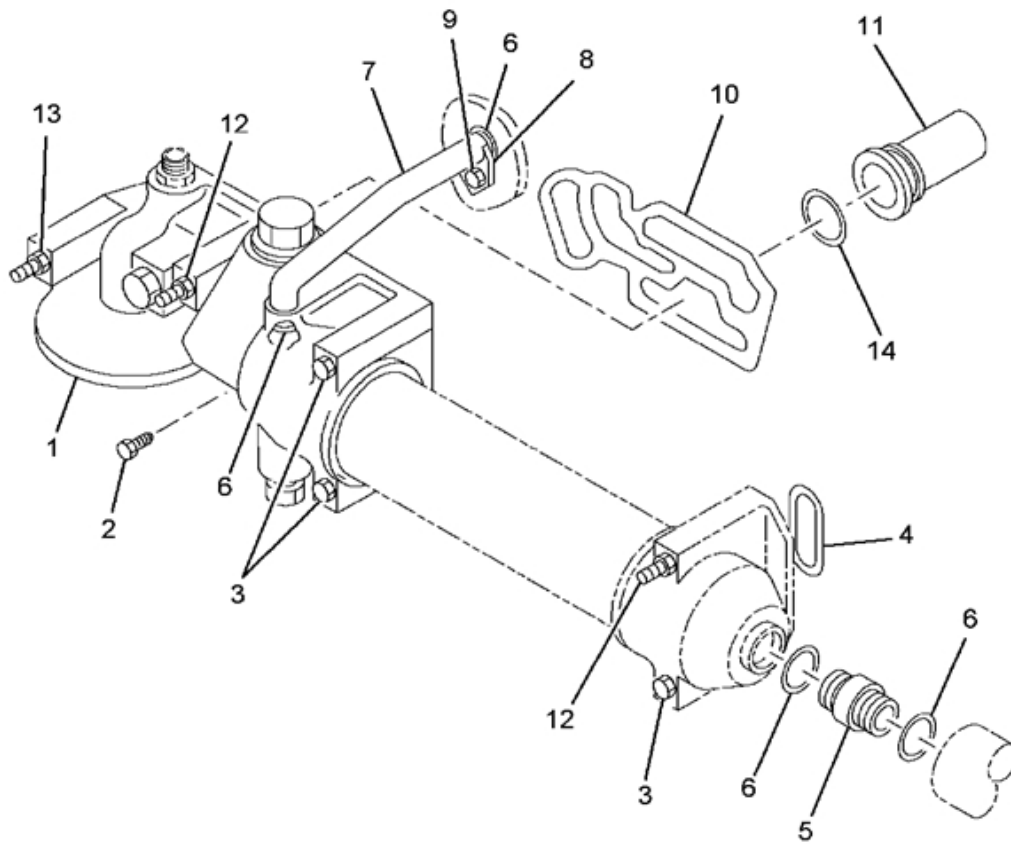


FIG. 11-15.79  
OIL COOLER

Item	Part Number	Qty	Description
001	1880819C91	1	COOLER,ASM OIL
002	1817958C1	1	BOLT,CRANKCASE M8X30-10.9 HF
003	1817962C1	3	BOLT, M8X1.25 6G 100MM
004	1830362C1	1	SEAL, OIL COOLER FRT HDR
005	1830190C1	1	TUBE, WATER OUTLET OIL COOLER
006	1821098C2	4	O RING
007	1817669C1	1	TUBE, WATER INLET
008	1817671C1	1	BRACKET
009	1817812C1	1	BOLT, M8X1.25 6G 16MM HF
010	1817849C3	1	GASKET, OIL FILTER HEADER
011	1815239C3	1	VALVE, OIL PRESS, REG.
012	1819931C1	2	STUD, M8X1.25
013	1820921C1	1	STUD, M8X1.25
014	1820907C2	1	O RING
880		RF	NOTE: ASM BELOW COMPRISED OF ABOVE COMPONENTS
881	641013C003	RF	OIL COOLER

FIG. 11-15.80  
COOLER, ASM OIL

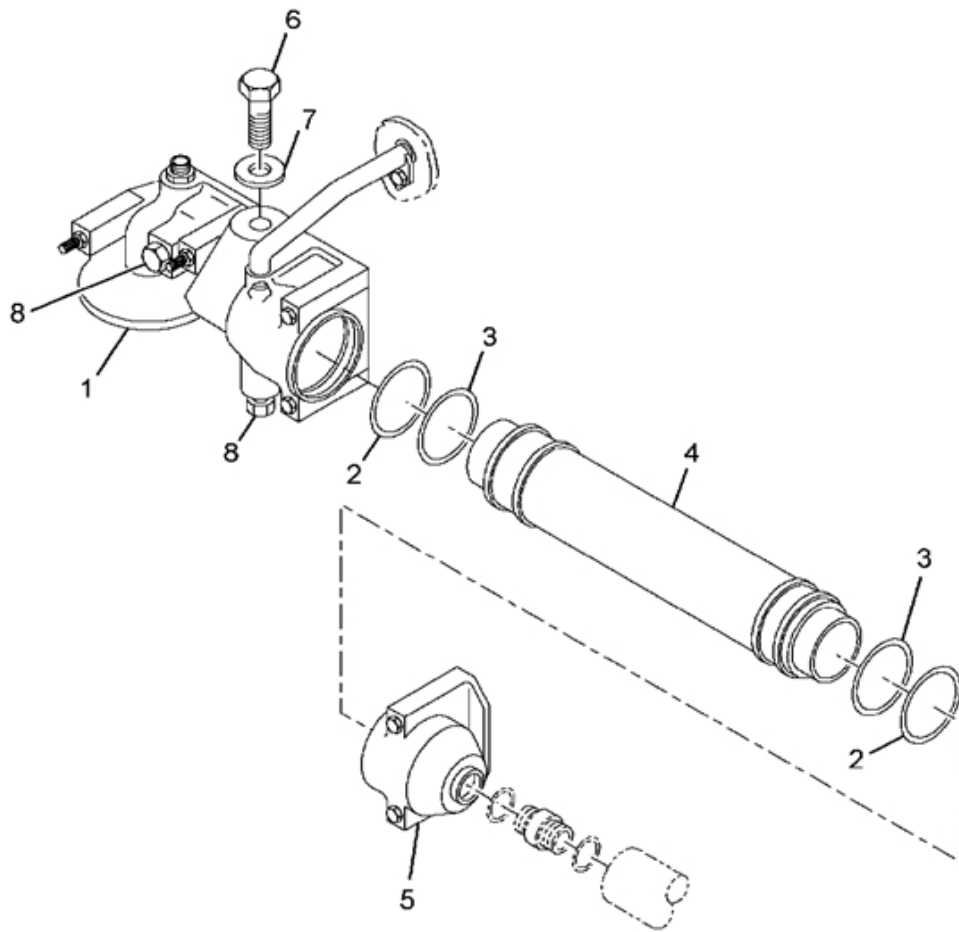


FIG. 11-15.80  
COOLER, ASM OIL

Item	Part Number	Qty	Description
001	1880820C1	1	HEADER,OIL COOLER/FILTER
002	1824736C1	2	RING, O-SEAL
003	1824735C1	2	SEAL, O RING
004	1815904C2	1	COOLER, OIL
005	1830623C1	1	HEADER, OIL COOLER FRONT
006	1819418C2	1	VALVE, TEMP/PRESSURE
007	1818400C1	1	O RING, 1.484 ID
008	444618	2	PLUG, 1/4 18 DRAIN
880		RF	NOTE: ASM BELOW COMPRISED OF ABOVE COMPONENTS
881	1880819C91	RF	COOLER,ASM OIL



FIG. 11-15.81  
MANIFOLD, EXHAUST

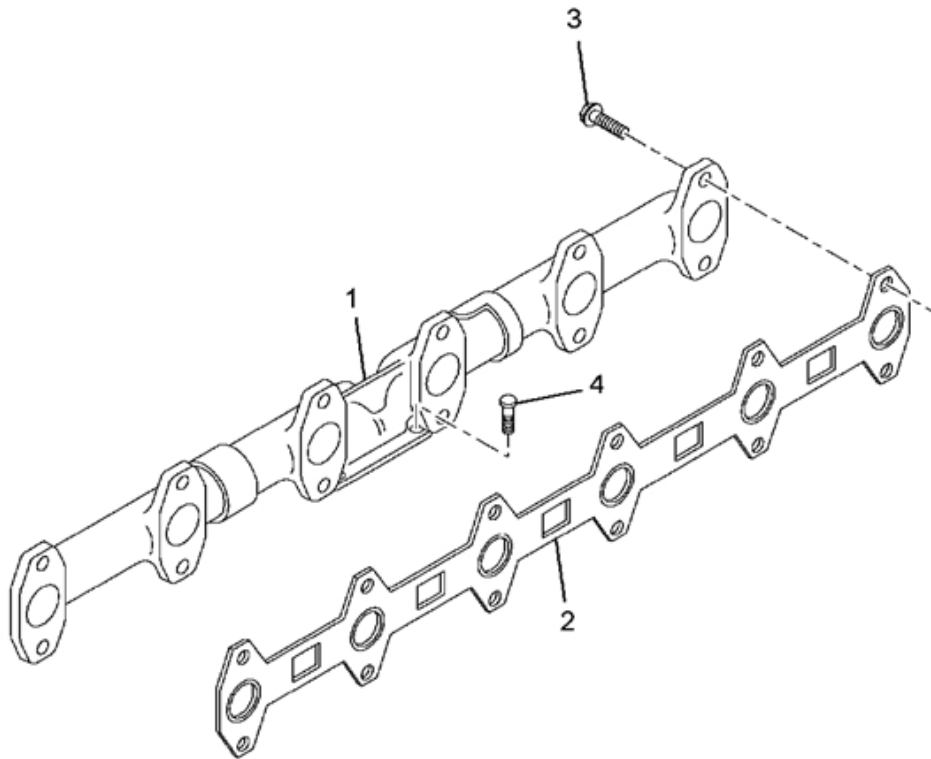


FIG. 11-15.81  
MANIFOLD, EXHAUST

Item	Part Number	Qty	Description
001	1905403R94	1	MANIFOLD ASM, EXHAUST
002	1825436C1	1	GASKET, EXHAUST MANIFOLD
003	1817830C1	12	BOLT, M12X1.75 6G 35MM
004	1821642C3	4	STUD, TURBO ADAPTER
880		RF	NOTE: ASM BELOW COMPRISED OF ABOVE COMPONENTS
881	641014B006	RF	MANIFOLD, EXHAUST

FIG. 11-15.82  
TURBOCHARGER

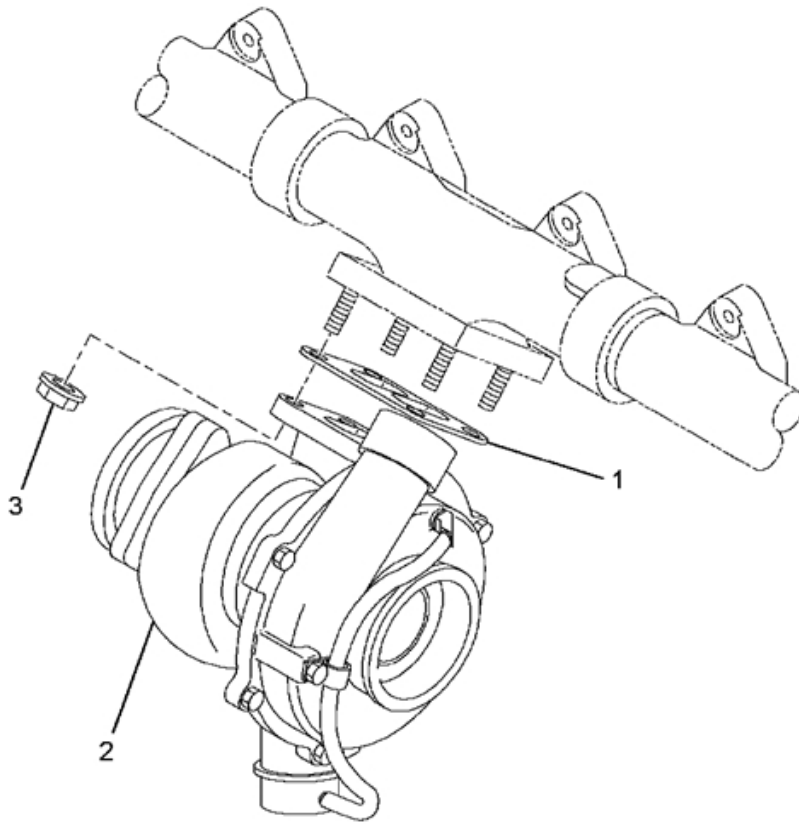


FIG. 11-15.82  
TURBOCHARGER

Item	Part Number	Qty	Description
001	1822120C1	1	GASKET, TURBO ADAPTER
002	1836094C92	1	TURBOCHARGER, GT3782
003	1841574C2	4	NUT, FLANGE M10 X 1.25 SPIRALLOCK THREAD
880		RF	NOTE: ASM BELOW COMPRISED OF ABOVE COMPONENTS
881	641015A067	RF	TURBOCHARGER

FIG. 11-15.83  
TURBOCHARGER PIPING

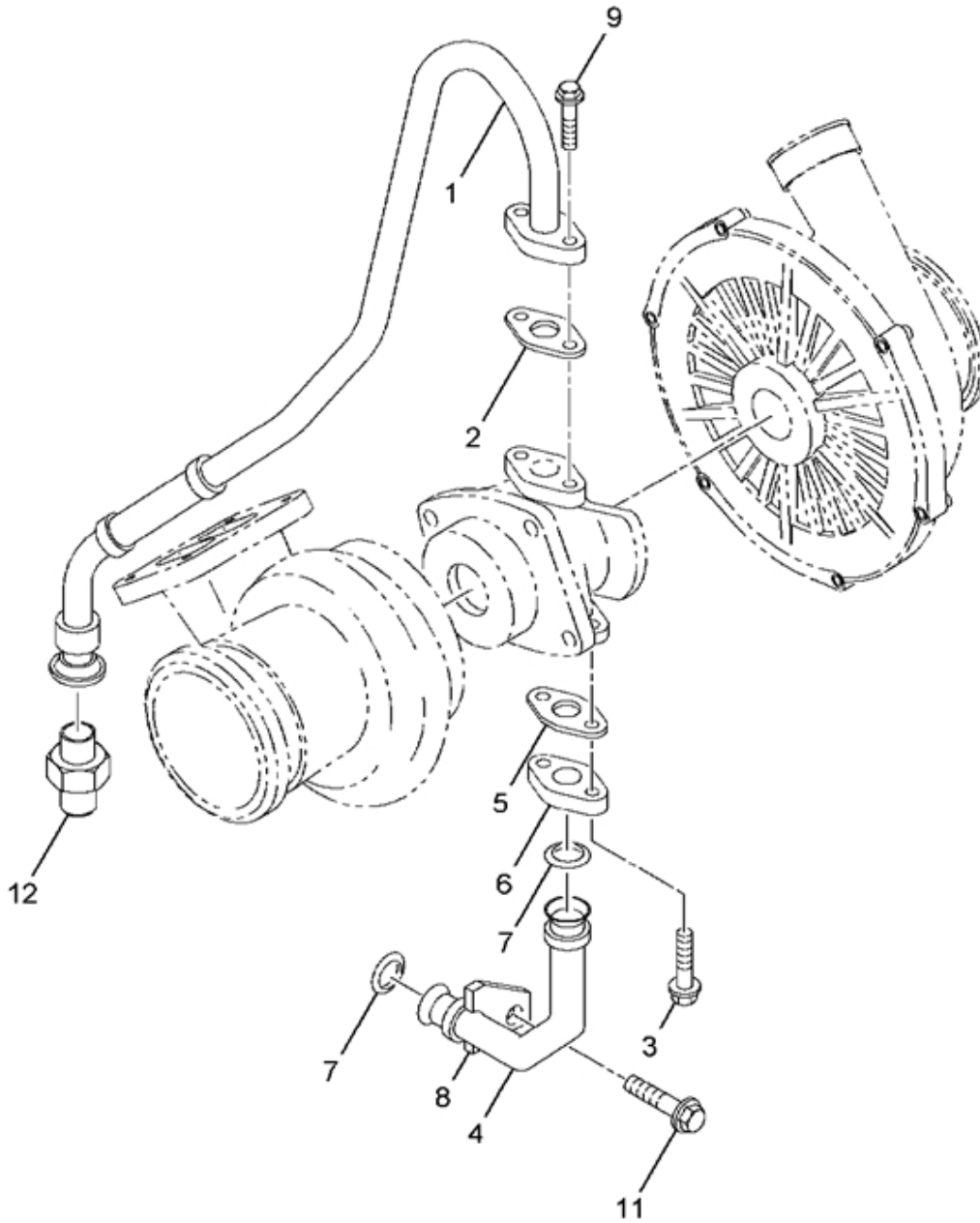


FIG. 11-15.83  
TURBOCHARGER PIPING

Item	Part Number	Qty	Description
001	1845824C1	1	TUBE, TURBO OIL INLET
002	253660R2	1	GASKET,OIL INLET FLANGE
003	1817978C1	2	BOLT, M8 X 1.25 X 35MM HEX FLG
004	1825669C1	1	TUBE,TURBO OIL DRAIN
005	1820936C1	1	GASKET,TURBO OIL DRAIN
006	1825667C1	1	FLANGE,TURBO OIL DRAIN
007	1818402C2	2	RING,O
008	1817671C1	1	BRACKET
009	1817956C1	2	BOLT, M8X20MM HEX FLANGE
011	1817812C1	1	BOLT, M8 X 16MM HEX FLANGE
012	1845826C92	1	FITTING ASSEMBLY, TURBO OIL
880		RF	NOTE: ASM BELOW COMPRISED OF ABOVE COMPONENTS
881	641015D001	RF	TURBOCHARGER PIPING

FIG. 11-15.84  
FITTING ASSEMBLY, TURBO OIL

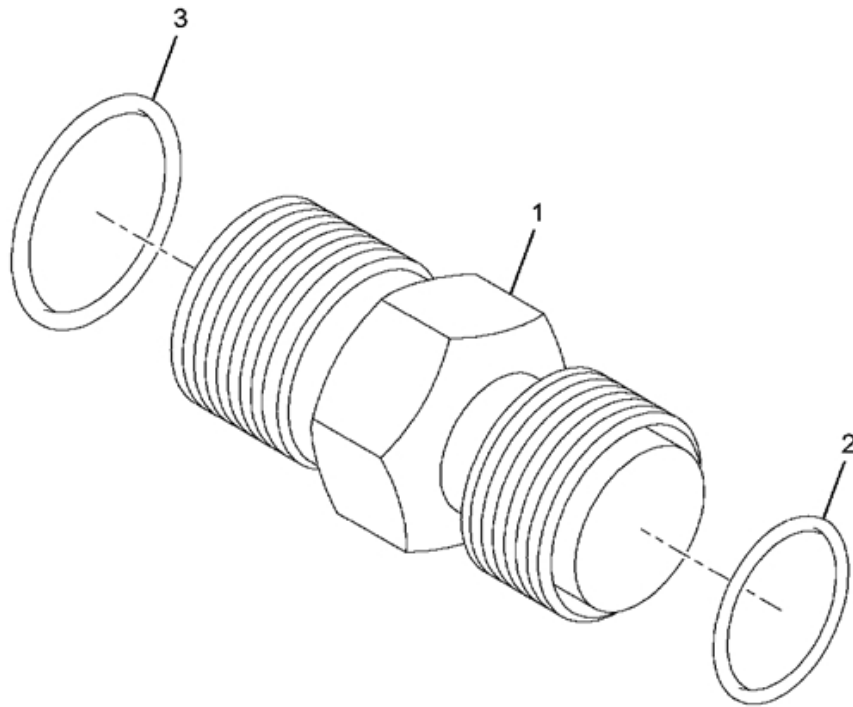


FIG. 11-15.84  
FITTING ASSEMBLY, TURBO OIL

Item	Part Number	Qty	Description
001	1845825C1	1	FITTING, TURBO OIL
002	1815980C1	1	RING, O 1/2 OD TUBE CLASS 8
003	1839026C1	1	SEAL, O-RING SIZE 012 EMD 1444
880		RF	NOTE: ASM BELOW COMPRISED OF ABOVE COMPONENTS
881	1845826C92	RF	FITTING ASSEMBLY, TURBO OIL



FIG. 11-15.85  
AIR COMPRESSOR ASM, BENDIX TF550

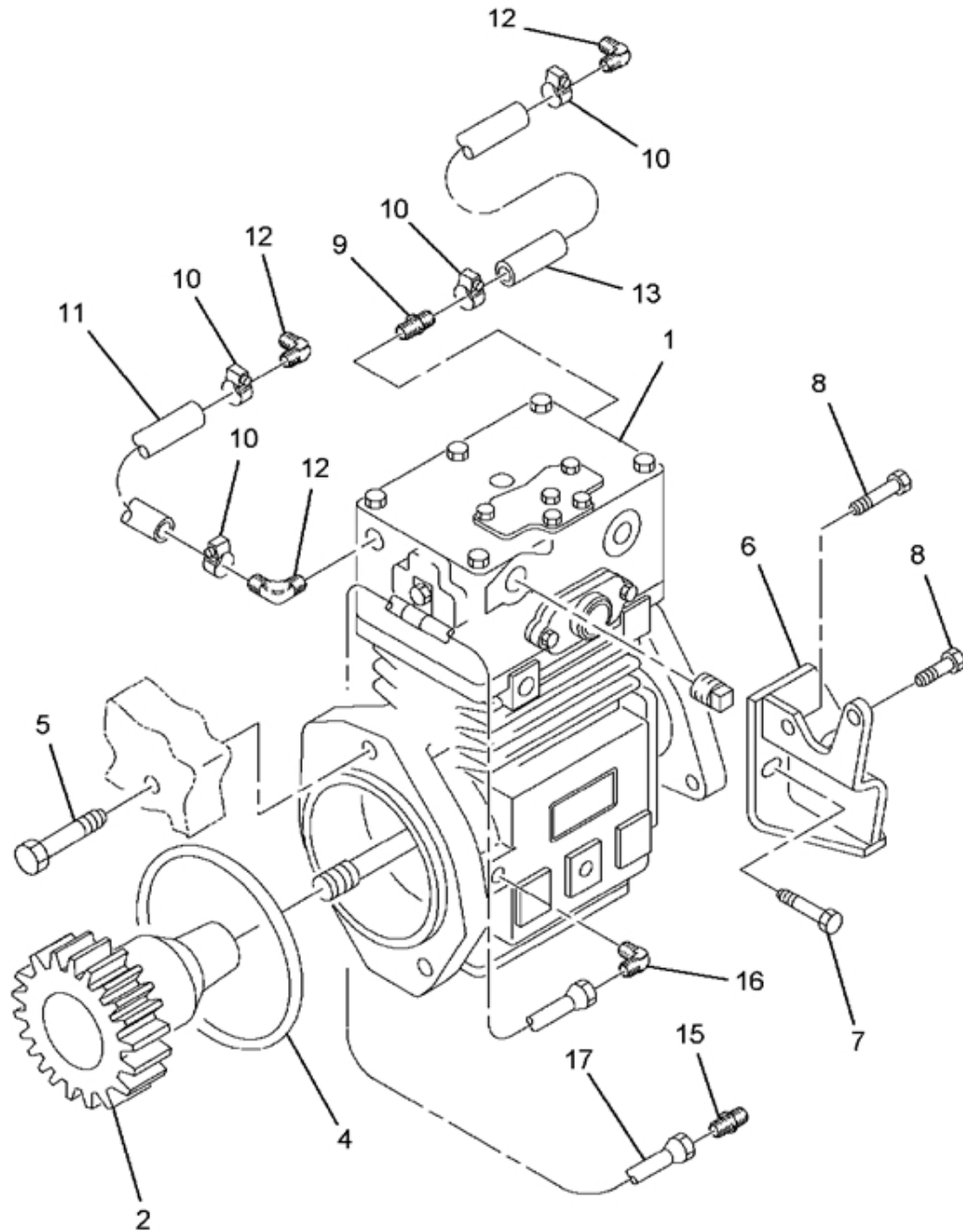


FIG. 11-15.85  
AIR COMPRESSOR ASM, BENDIX TF550

Item	Part Number	Qty	Description
001	2003252C97	1	COMP, AIR BENDIX TU-FLO 550
		RF	ORDER 1694005C91
002	1830070C1	1	GEAR,AIR COMPR W/O KEYWAY
004	1818727C1	1	GASKET, AIR COMP COVER
005	1817969C1	2	BOLT,HF M12 X 1.75 X 80MM
006	1846013C1	1	BRACKET, SUPPORT, AIR COMPRESSOR
007	1817967C1	2	BOLT,M12 X 25 *EMD1262
008	1817965C1	2	BOLT,M10 X 1.5 X 25MM HEX FLG
009	864439R1	1	NIPPLE,HOSE CONNECTOR
010	3569639C1	4	CLAMP,HOSE
011	L2643505	AR	HOSE,HEATER BULK
012	864457R1	3	ELBOW *AD-6017
013	L2643505	AR	HOSE,HEATER BULK
015	118748	1	CONNECTORS,1/4*STD
016	118753	1	ELBOW, 1/4 PLN 45D FLARED TUBE
017	1821023C1	1	HOSE, AIR COMP
800		RF	NOTE: THE FOLLOWING PARTS ARE NON-ILLUSTRATED
801	1822123C1	1	SPACER,AIR COMP SUP02687T
880		RF	NOTE: ASM BELOW COMPRISED OF ABOVE COMPONENTS
881	641016L002	RF	AIR COMPRESSOR

FIG. 11-15.86  
PUMP ASM, POWER STRG

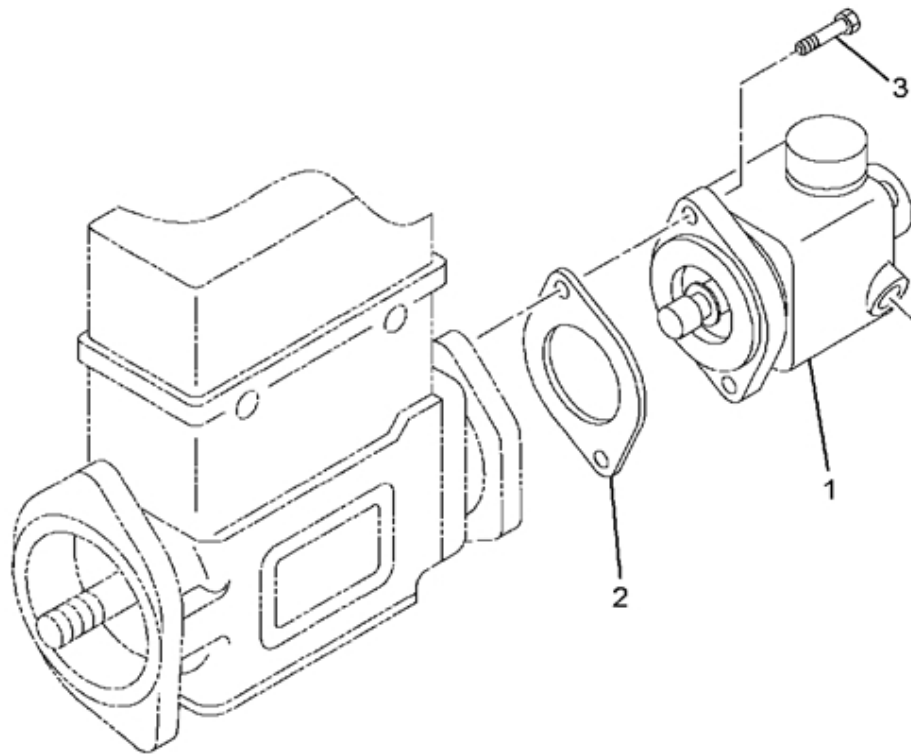


FIG. 11-15.86  
PUMP ASM, POWER STRG

Item	Part Number	Qty	Description
001	3542059C91	1	PUMP,POWER STRG
002	591597C2	1	GASKET,MOUNTING, POWER STEERING PUMP
003	1818281C1	2	BOLT,M10 X 1.5-6G X 35MM
880		RF	NOTE: ASM BELOW COMPRISED OF ABOVE COMPONENTS
881	641016M014	RF	POWER STEERING PUMP

FIG. 11-15.87  
PUMP, POWER STRG LF73

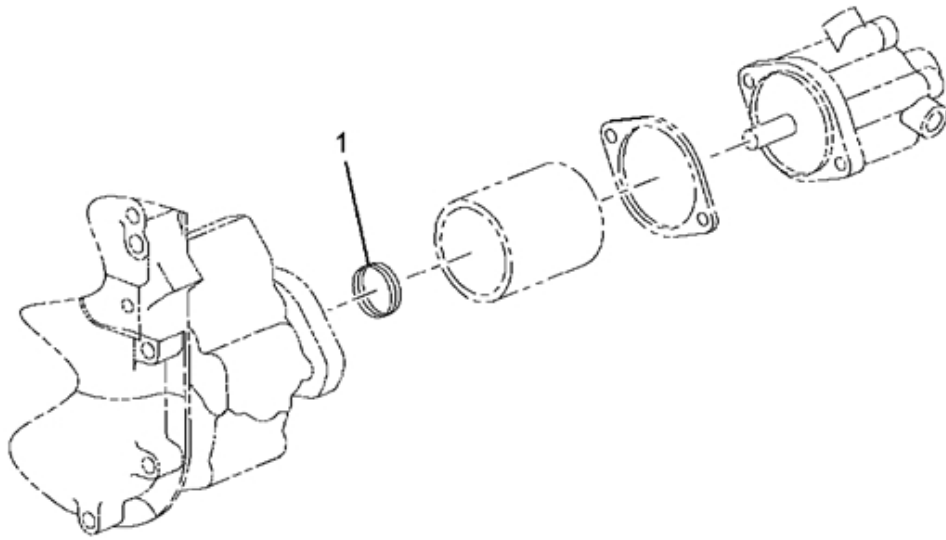


FIG. 11-15.87  
PUMP, POWER STRG LF73

Item	Part Number	Qty	Description
001 880	1669456C91	1 RF	SET,0 RING SEALS NOTE: ASM BELOW COMPRISED OF ABOVE COMPONENTS
881	3542059C91	RF	PUMP,POWER STRG

FIG. 11-15.88  
VENT TUBE (FORDING)

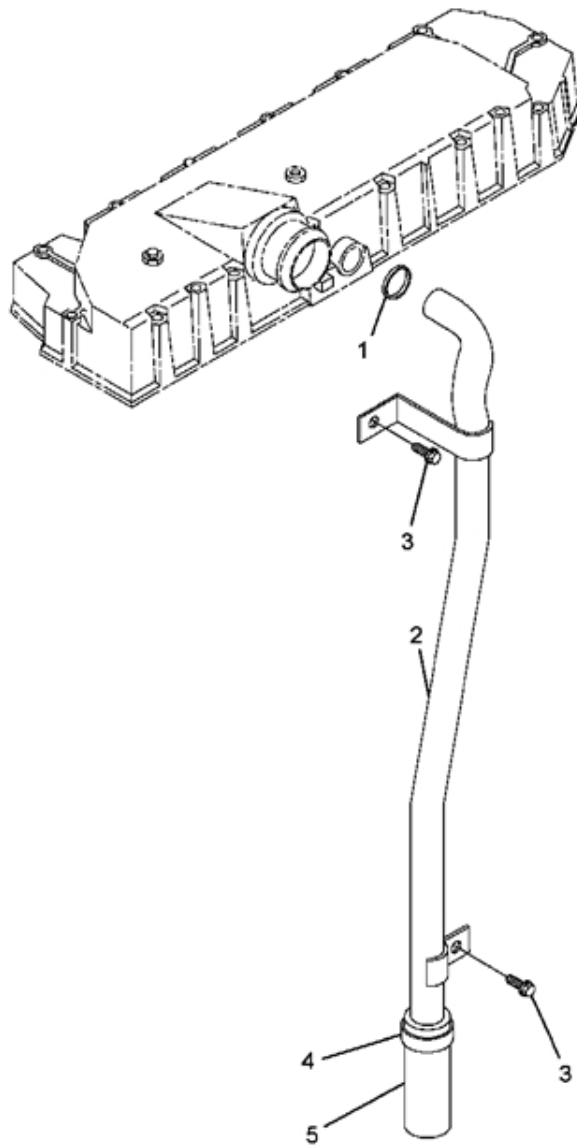


FIG. 11-15.88  
VENT TUBE (FORDING)

Item	Part Number	Qty	Description
001	1844447C1	1	RING, "O"
002	1880846C1	1	TUBE ASM, BREATHER
003	1818233C1	2	BOLT, M10X20 HF
004	311164C91	1	CLAMP, HOSE
005	1841142C1	1	HOSE, BREATHER TUBE EXTENSION
880		RF	NOTE: ASM BELOW COMPRISED OF ABOVE COMPONENTS
881	641017L007	RF	VENT TUBE(FORDING)



FIG. 11-15.89  
TUBE ASM, BREATHER

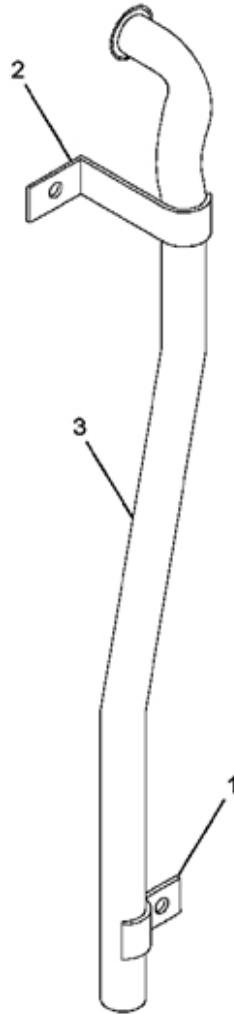


FIG. 11-15.89  
TUBE ASM, BREATHER

Item	Part Number	Qty	Description
001	1820912C1	1	BRKT,BREAHTER TUBE LOWER
002	1827221C1	1	BRACKET,BREATHER TUBE-UPPER
003	1880851C1	1	TUBE,BREATHER
880		RF	NOTE: ASM BELOW COMPRISED OF ABOVE COMPONENTS
881	1880846C1	RF	TUBE ASM, BREATHER

FIG. 11-15.90  
TENSIONER, BELT AUTOMATIC (FORDING)

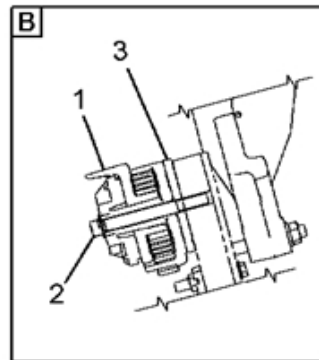
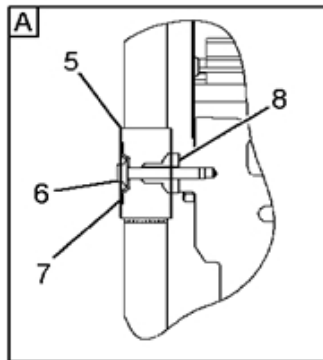
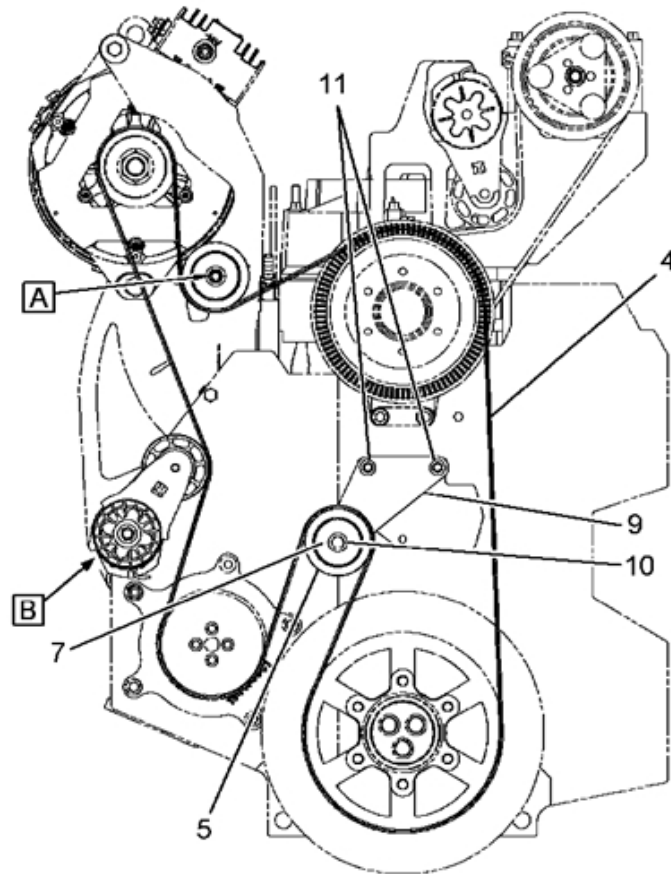


FIG. 11-15.90  
TENSIONER, BELT AUTOMATIC (FORDING)

Item	Part Number	Qty	Description
001	3508604C91	1	TENSIONER, BELT
002	1822018C1	1	BOLT, M10X90MM HF P V5 030
003	1880245C91	1	SPACER ASM, TENSIONER MOUNTING
004	1881226C1	1	BELT, FAN, FORDING, FEAD, 10PK
005	1841930C1	2	PULLEY, FAN DRIVE OR IDLER*A/C
006	1825227C1	1	BOLT, M10X60
007	1832784C1	2	COVER,, DUST, A/C CPRSR IDLER
008	1847487C1	1	SPACER, COMPRESSOR BRACKET
009	3820679C1	1	PLATE, IDLER MOUNTING
010	1821646C1	1	BOLT, M10 X 1.50-6G X 80MM LG
011	1817957C1	2	BOLT, M8X1.25 6G 25MM HF
880		RF	NOTE: ASM BELOW COMPRISED OF ABOVE COMPONENTS
881	641020B003	RF	TENSIONER, BELT AUTOMATIC (FORDING)

FIG. 11-15.91  
SPACER ASM, TENSIONER MOUNTING

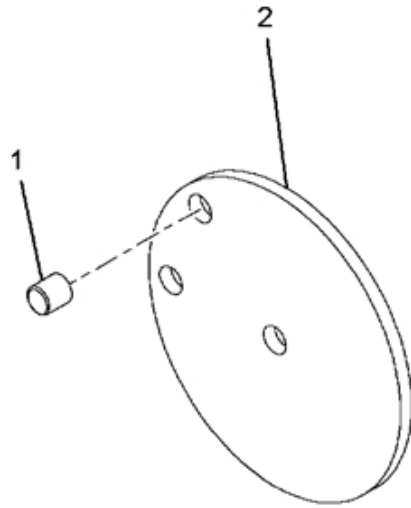


FIG. 11-15.91  
 SPACER ASM, TENSIONER MOUNTING

Item	Part Number	Qty	Description
001	1880243C1	1	SPACER, TENSIONER MOUNTING
002	30336R1	1	PIN, DOWEL M8 X 10MM
880		RF	NOTE: ASM BELOW COMPRISED OF ABOVE COMPONENTS
881	1880245C91	RF	SPACER ASM, TENSIONER MOUNTING

FIG. 11-16  
MANUALS

NON-ILLUSTRATED  
FIGURE

FIG. 11-16  
MANUALS

Item	Part Number	Qty	Description
000	1171755R4	1	MANUAL,INTL 530E OPER 2004



FIG. 11-17  
NGV NAVISTAR I6 ENGINE WITH ETHER START

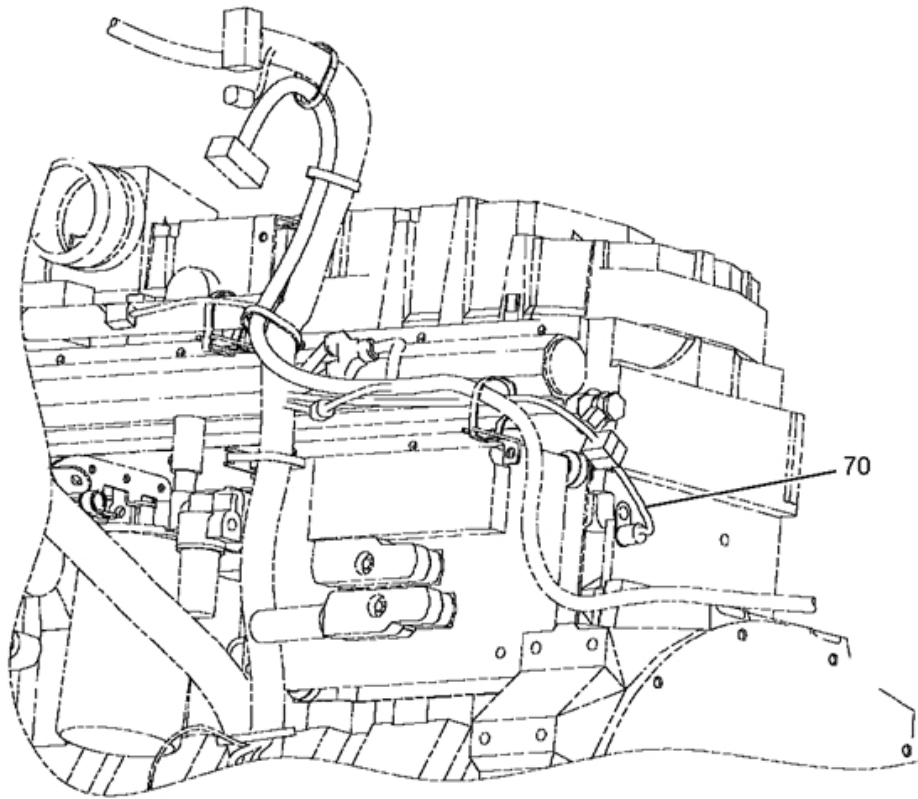


FIG. 11-17  
 NGV NAVISTAR I6 ENGINE WITH ETHER START

Item	Part Number	Qty	Description
070	30019R1	1	BOLT, M10 X 20 PHC CLASS 10.9
	933965R1	1	WASHER, LOCK 10MM
	3534280C91	1	SWITCH, THERMOSTAT
	25709R1	1	WASHER, .406X.812X.089HDN

FIG. 11-18  
NGV NAVISTAR I6 ENGINE

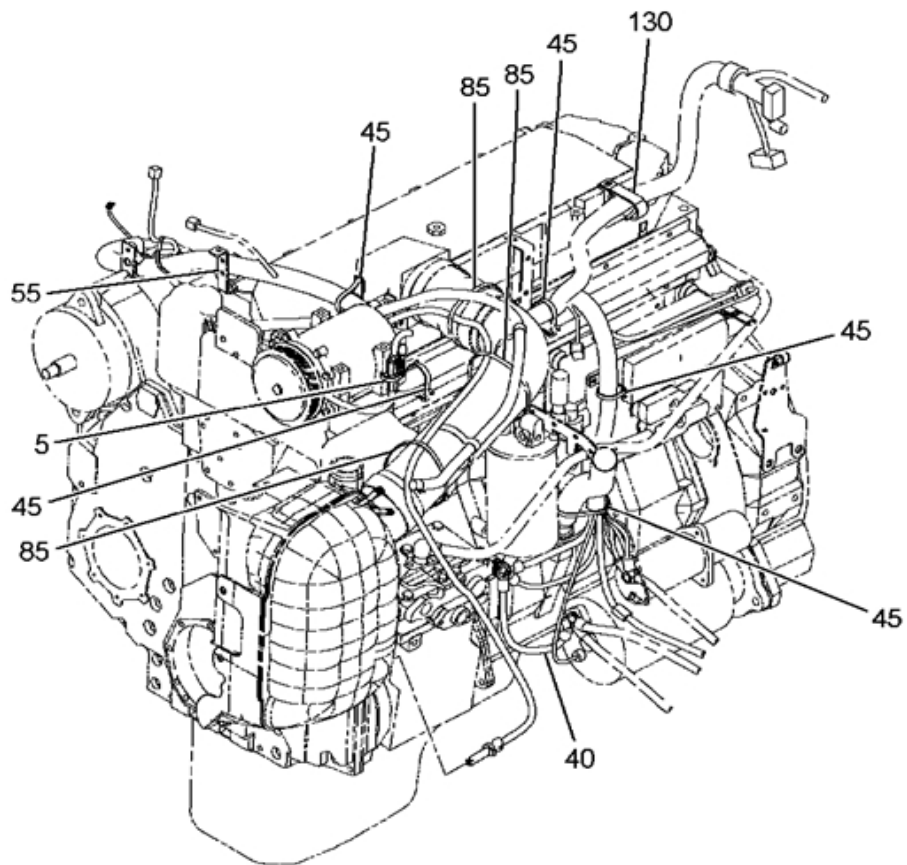
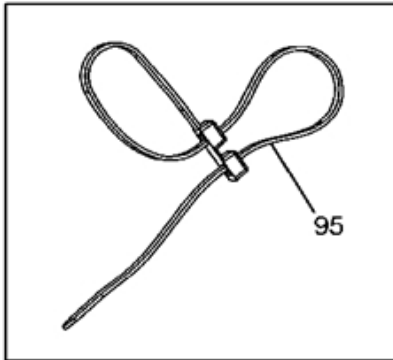


FIG. 11-18  
NGV NAVISTAR I6 ENGINE

Item	Part Number	Qty	Description
005	289862C1	1	STRAP
040	3565992C91	1	HARNESS,ELEC; ENG BLOCK GRD
	30727R1	1	NUT,HEX FLG METRIC-M10 ZND FI
045	306132C1	9	TIE, PLASTIC
055	2002176C2		EXTENSION,CLIP, .78X1X3.2X.112"
075	306132C1	1	TIE, PLASTIC
085	306132C1	2	TIE, PLASTIC
	306132C1	2	TIE, PLASTIC
090	RX26631033	1	CABLE, POSITIVE
095	3599896C1	1	STRAP,CABLE LOCK, 16 IN DOUBLE
130	31054R1	1	BOLT, M8 X 20 PHC CL 8.8 FLG/H
	406381C1	1	CLAMP,CABLE

FIG. 11-19  
PRODUCT GRAPHIC, ENGINE OIL

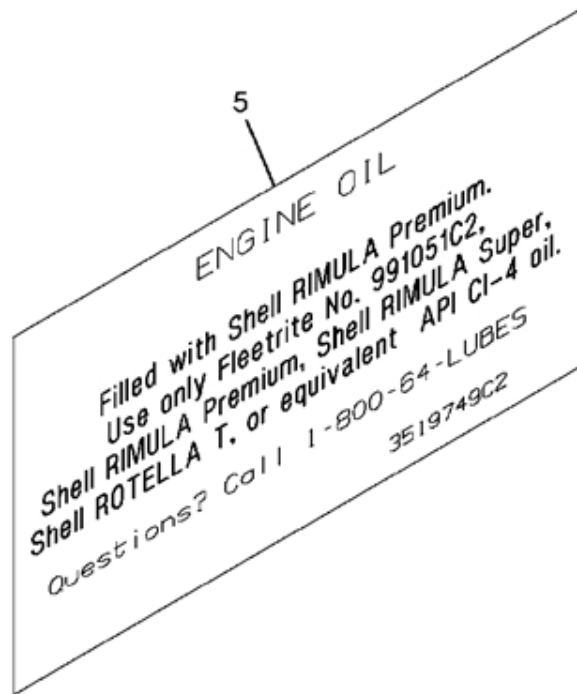


FIG. 11-19  
PRODUCT GRAPHIC, ENGINE OIL

Item	Part Number	Qty	Description
005	3519749C2	1	PRODUCT GRAPHICS,LABEL INFO*EN

FIG. 11-20  
RADIATOR HOSE AND PIPING INSTALLATION, FOR SS W/I308 ENG

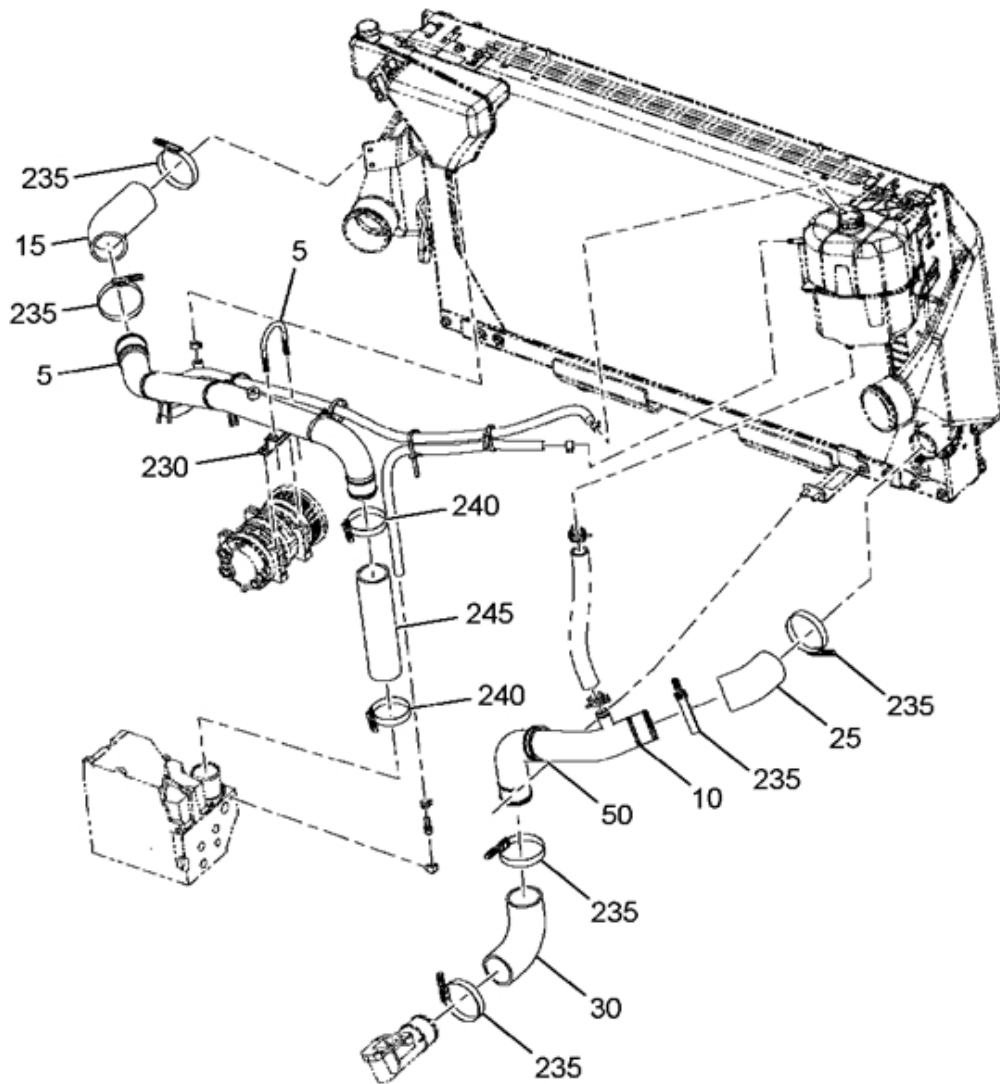


FIG. 11-20  
RADIATOR HOSE AND PIPING INSTALLATION, FOR SS W/I308 ENG

Item	Part Number	Qty	Description
005	452992C1	1	BOLT, U 3/8-16 UNC 2.25 STEEL
	3627815C1	1	PIPE,RADIATOR, ASSY-UPPER N/SE
	359783C1	2	NUT,3/8 CAD P/T LOCK TYPE 8
010	3613071C2	1	PIPE,RADIATOR, LOWER ASSY -N/R
015	3605681C1	1	HOSE,RAD, ELBOW, 2.5" ID 43 DE
025	485794C1	1	HOSE,RAD INLET FOR MOULDED SLO
030	3558668C1	1	ELBOW,HOSE 90 DEGREE 2 1/2"
050	40066R1	1	NUT, M8 - HF LOCK
	1677372C1	1	CLAMP,RUBBER CUSHIONED
230	3819156C1	1	SUPPORT, RADIATOR PIPE, UPPER
235	1615809C1	6	CLAMP,RAD INLET
240	1616029C1	2	CLAMP ASSY HOSE
245	571600C1	1	HOSE,RAD OUTLET*RADIATOR-57MM



FIG 11-21  
RECIRCULATION SEAL FEATURE

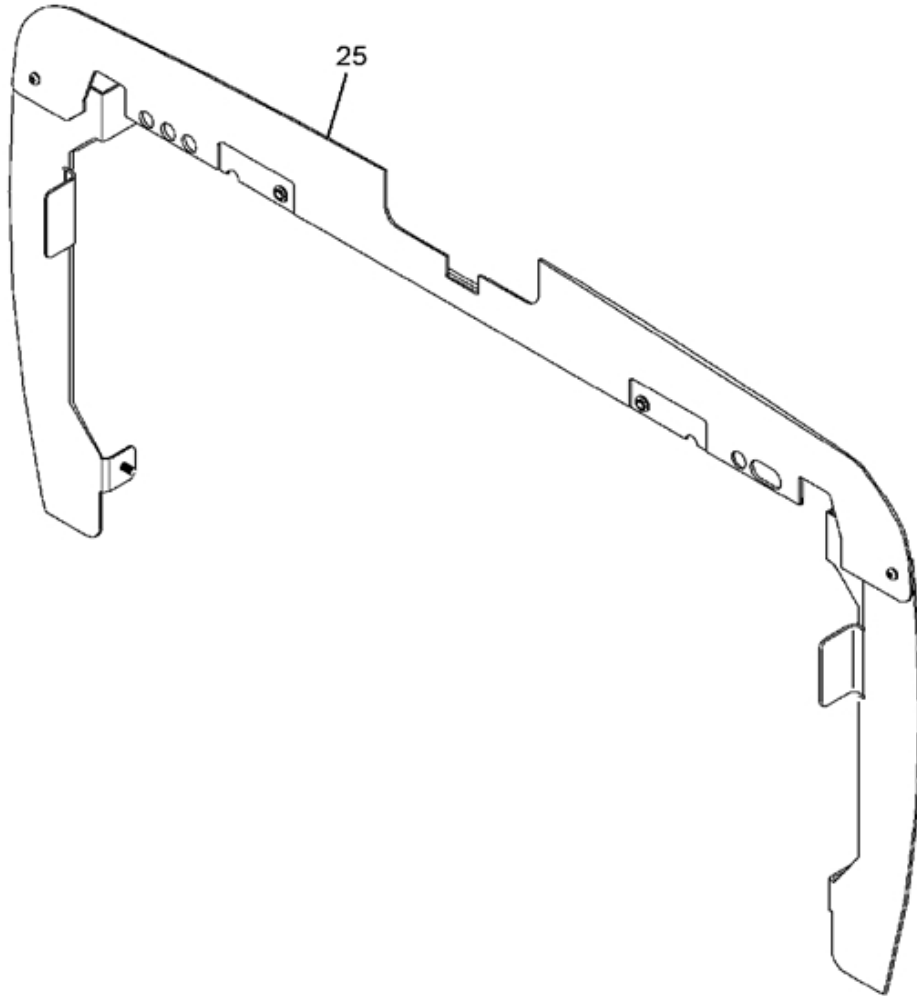


FIG. 11-21  
RECIRCULATION SEAL FEATURE

Item	Part Number	Qty	Description
025	3608530F92	1	MM,RADIATOR, RECIRCULATION SEA

FIG. 11-21.1  
MM, RADIATOR, RECIRCULATION SEA

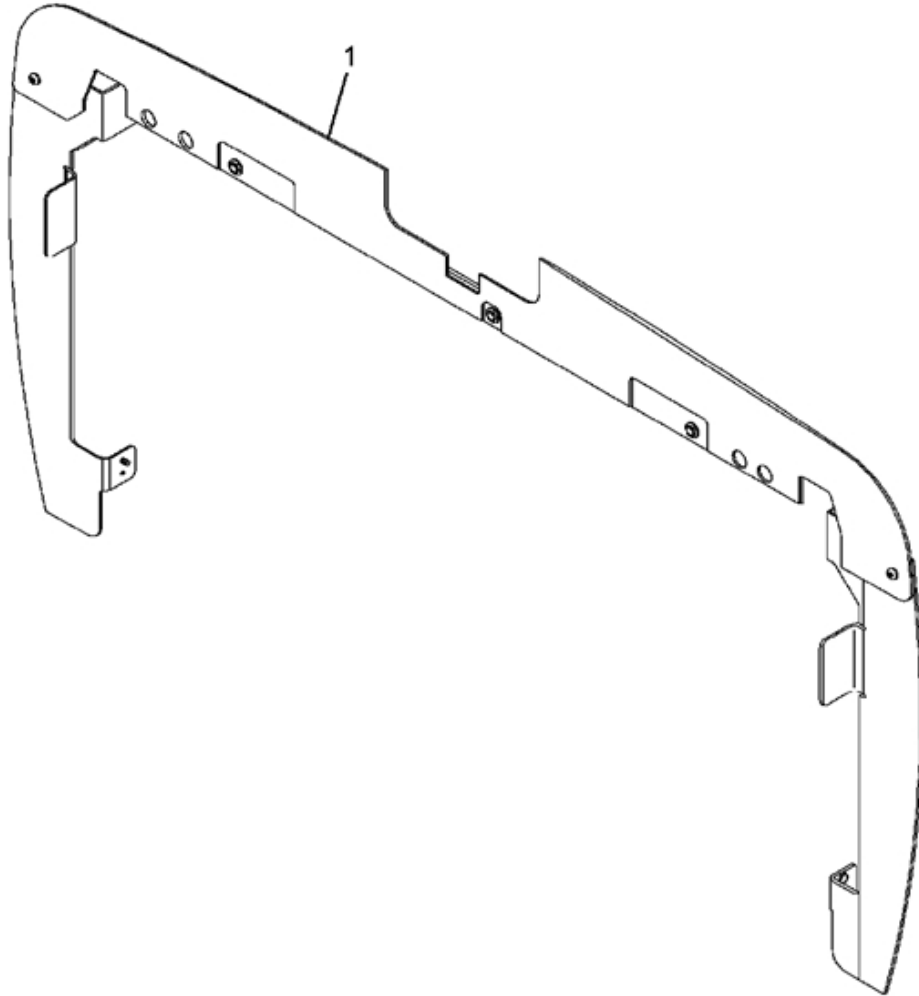


FIG. 11-21.1  
MM, RADIATOR, RECIRCULATION SEA

Item	Part Number	Qty	Description
001 880	2591783C91	1 RF	SEAL,RECIRCULATION ASM NOTE: ASM BELOW COMPRISED OF ABOVE COMPONENTS
881	3608530F92	RF	MM,RADIATOR, RECIRCULATION SEA

FIG. 11-21.2  
SEAL, RECIRCULATION ASSY

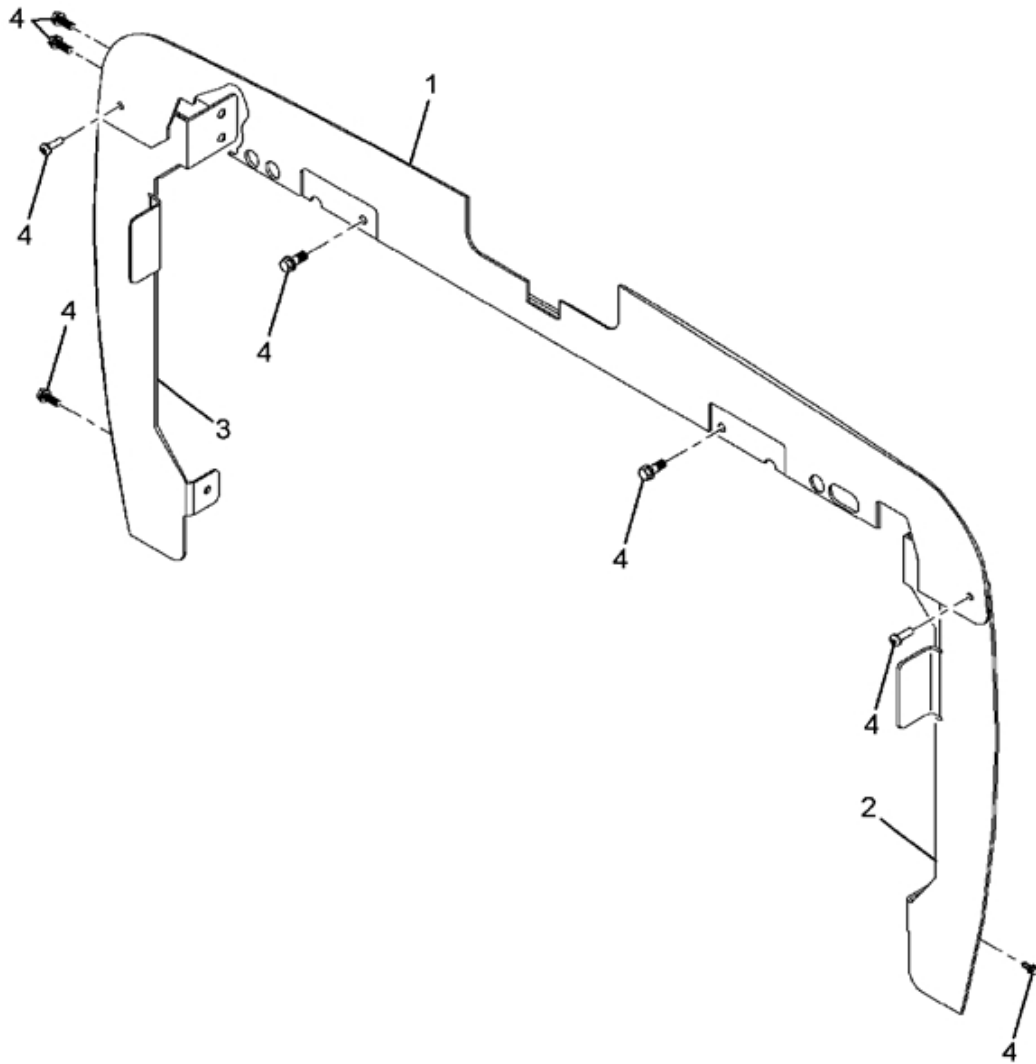


FIG. 11-21.2  
SEAL, RECIRCULATION ASSY

Item	Part Number	Qty	Description
001	2591784C91	1	SEAL,RECIRCULATION UPPER
002	2591786C91	1	SEAL,RECIRCULATION RH SIDE
		RF	RIGHT
003	2591785C91	1	SEAL,RECIRCULATION LH SIDE
		RF	LEFT
004	2591787C91	KT	KIT,RECIRCULATING REPAIR
880		RF	NOTE: ASM BELOW COMPRISED OF ABOVE COMPONENTS
881	2591783C91	RF	SEAL,RECIRCULATION ASSY

FIG. 11-21.3  
KIT, RECIRCULATING REPAIR

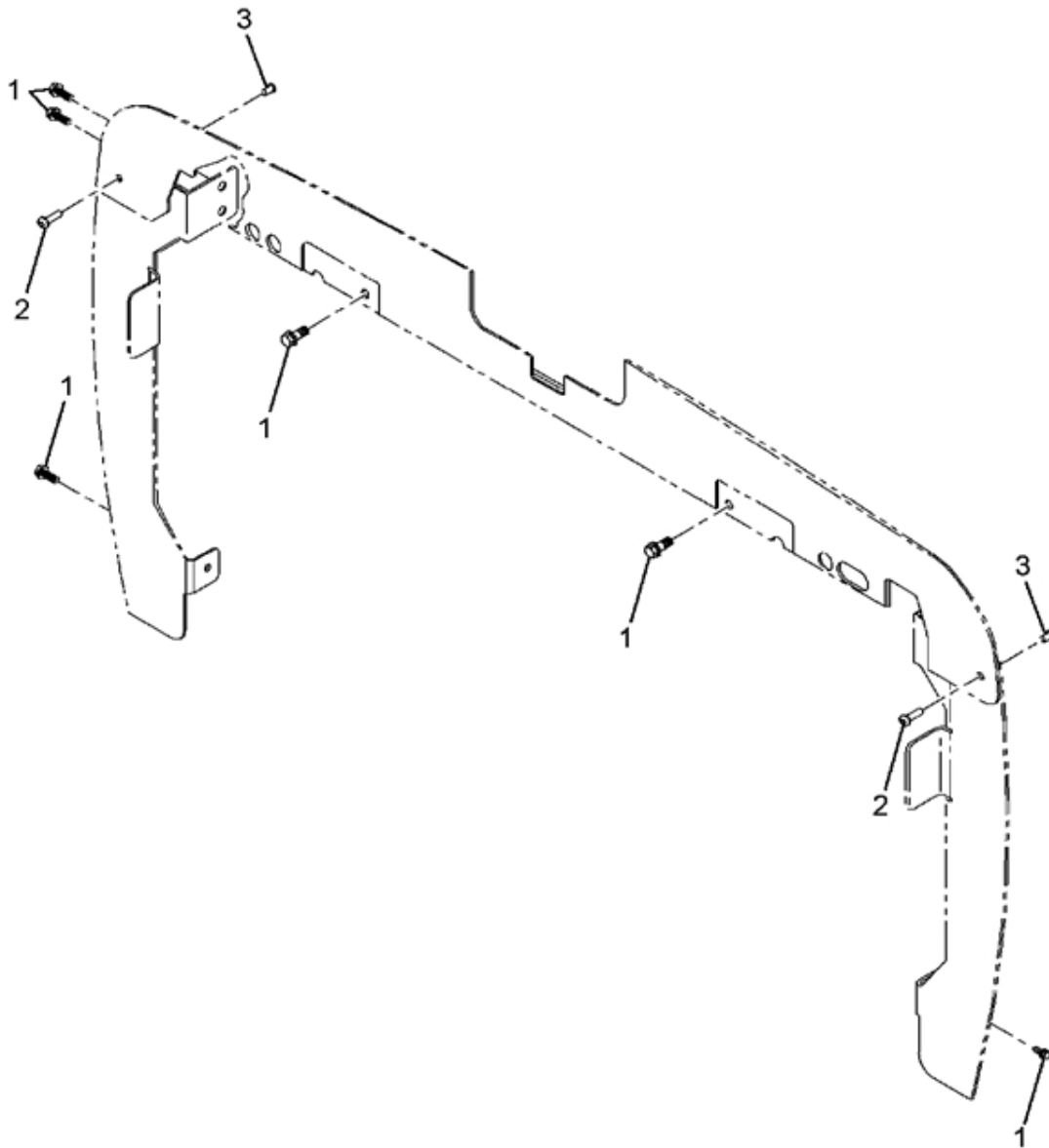


FIG. 11-21.3  
KIT, RECIRCULATING REPAIR

Item	Part Number	Qty	Description
001	2504909C1	9	SCREW, M8X1.25X16L
002		2	RIVET, SNAP MALE
003		2	RIVET, SNAP FEMALE
880		RF	NOTE: ASM BELOW COMPRISED OF ABOVE COMPONENTS
881	2591787C91	RF	KIT, RECIRCULATING REPAIR



FIG. 11-22  
RED ELC PRODUCT GRAPHIC

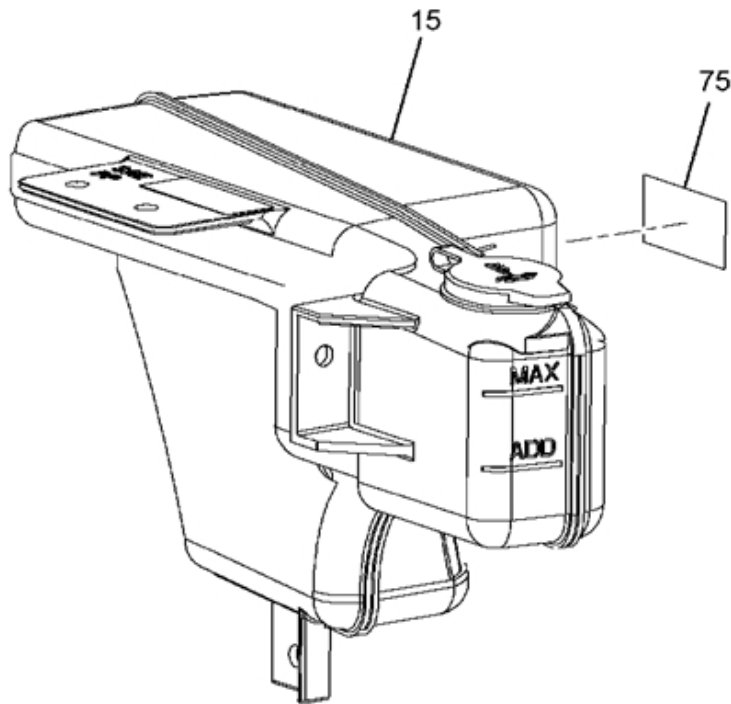


FIG. 11-22  
RED ELC PRODUCT GRAPHIC

Item	Part Number	Qty	Description
015	3589278C2	1	CAP,RAD SURGE TANK*15 PSI STEE
	20988R1	1	PLUG, 1/4-18 PLN H/HD PIPE
075	3528274C3	1	PRODUCT GRAPHIC, ANTIFREEZE

FIG 11-23  
SS W/I-326 ENG RAD/CAC ASSY FEATURE

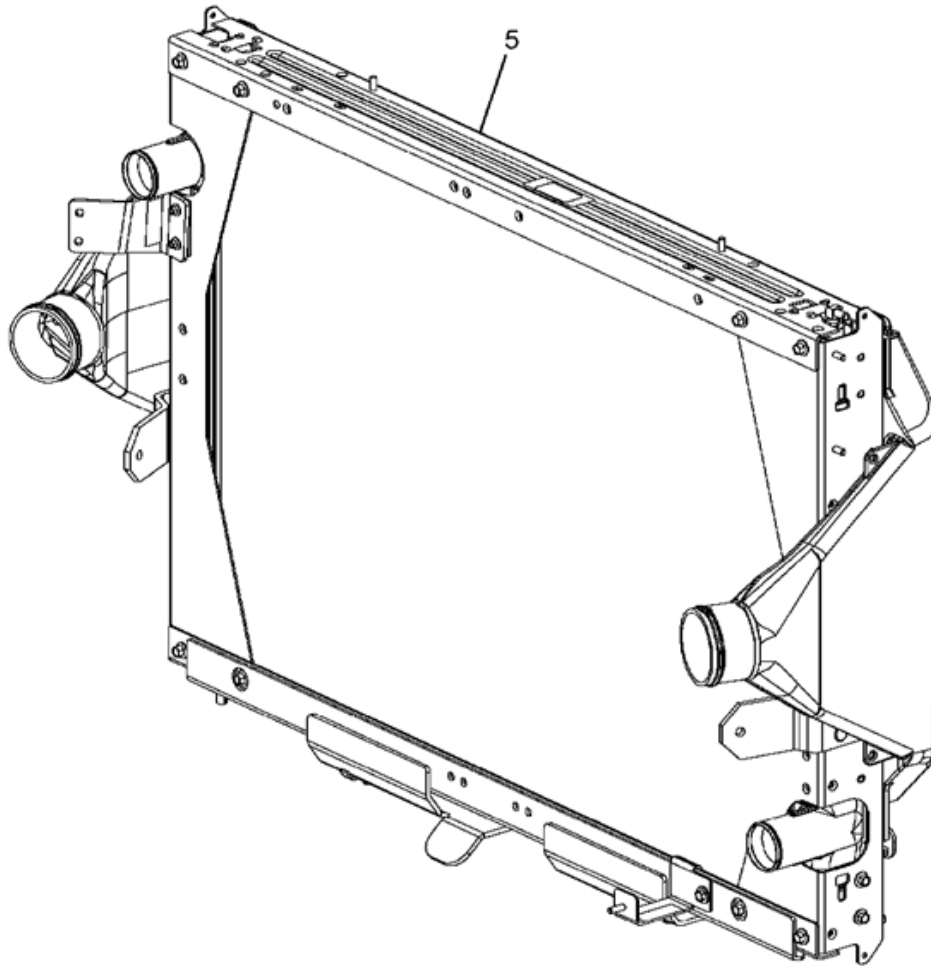


FIG. 11-23  
 SS W/I-326 ENG RAD/CAC ASSY FEATURE

Item	Part Number	Qty	Description
005	3819344F91	1	MM,RADIATOR,

FIG. 11-23.1  
RADIATOR

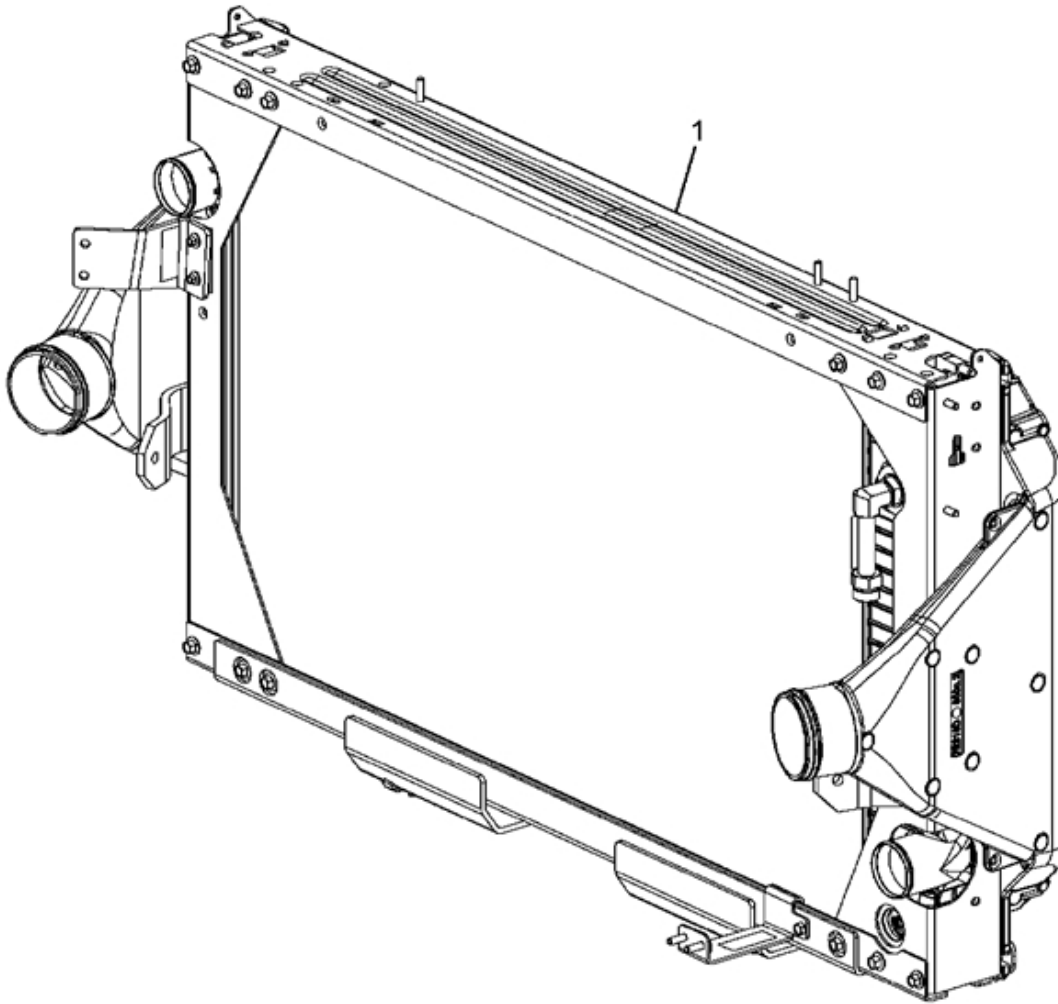
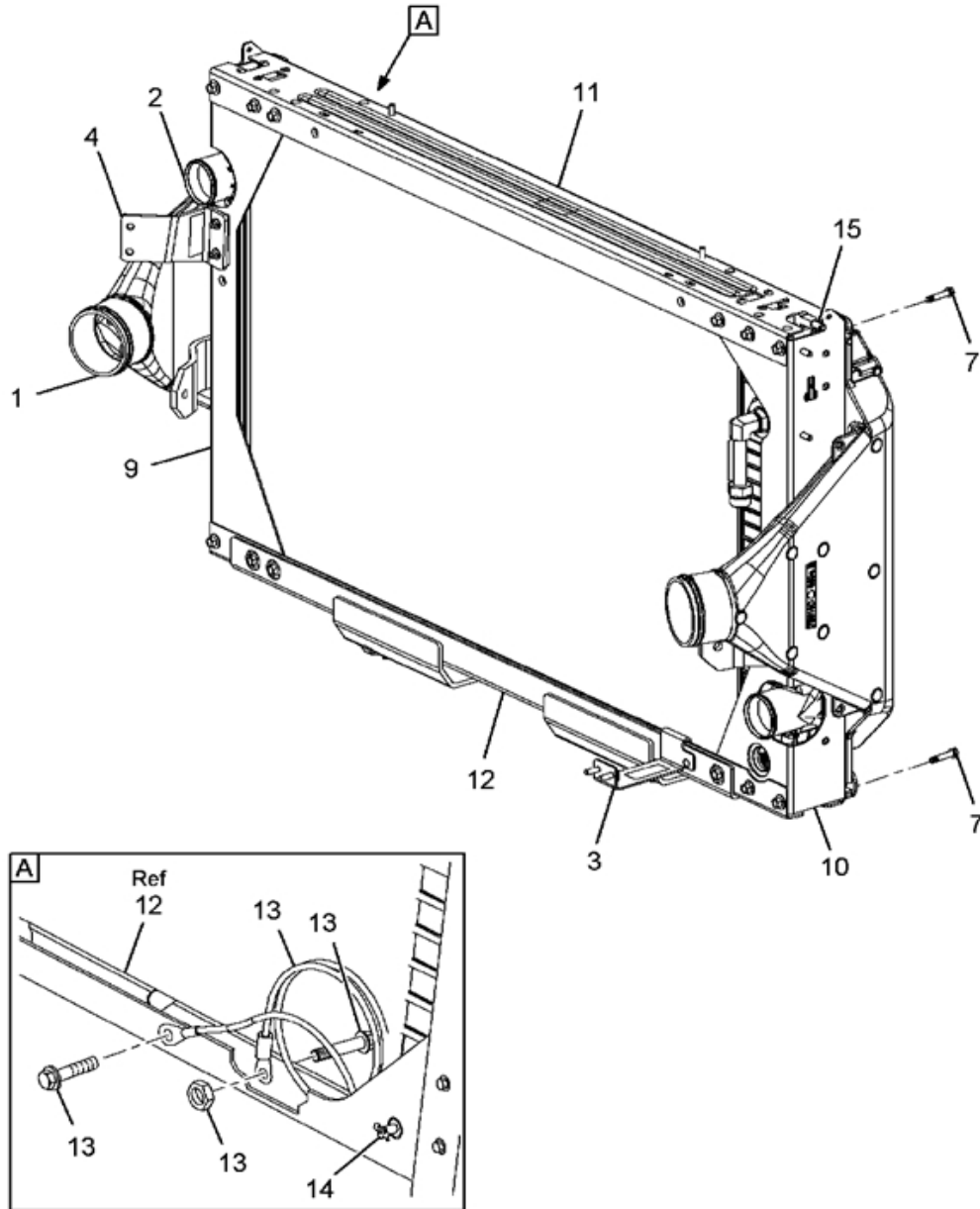


FIG 11-23.1  
RADIATOR

Item	Part Number	Qty	Description
001	2596074C91	1	RADIATOR
880		RF	NOTE: ASM BELOW COMPRISED OF ABOVE COMPONENTS
881	3819344F91	RF	RADIATOR

FIG 11-23.2  
RADIATOR



## FIG. 11-23.2

## RADIATOR

Item	Part Number	Qty	Description
001	2591777C91	1	COOLER,CHARGE AIR ASM
002	2591828C91	1	RADIATOR,ASM AL W/INTANK OC
003	2591822C1	1	BRACKET, RAD HOSE
004	2591823C1	1	BRACKET,PWR STRG
007	2591778C91	KT	KIT,RAD CAC REPAIR
009	2591766C91	KT	KIT,RAD LH FRT SIDE FRAME SUPT
		RF	LEFT
	2591767C91	KT	KIT,RAD LH REAR SIDE FRAME SUP
		RF	LEFT
010	2591765C91	KT	KIT,RAD RH FRT SIDE FRAME SUPT
		RF	RIGHT
	2591768C91	KT	KIT,RAD RH REAR SIDE FRAME SUP
		RF	RIGHT
011	2591770C91	KT	KIT,RAD TOP FRAME W/ISOL
012	2591771C91	KT	KIT,RAD BOTTOM FRAME W/ISOLAT
013	2591821C91	KT	KIT,RADIATOR GROUND CABLE
014	2506271C1	1	PLUG, DRAIN COCK
015	2591763C1	1	VENT, ASSY
800		RF	NOTE: THE FOLLOWING PARTS ARE NON-ILLUSTRATED
801	2591769C91	KT	KIT,RAD LH/RH SIDE REPAIR
802	2591773C91	KT	KIT,RAD TOP/BOTTOM CHNL REPAIR
803	2591764C1	1	FITTING, OIL COOLER INTANK
880		RF	NOTE: ASM BELOW COMPRISED OF ABOVE COMPONENTS
881	2596074C91	RF	RADIATOR



FIG. 11-23.3  
RADIATOR, ASSY AL W/INTANK OC

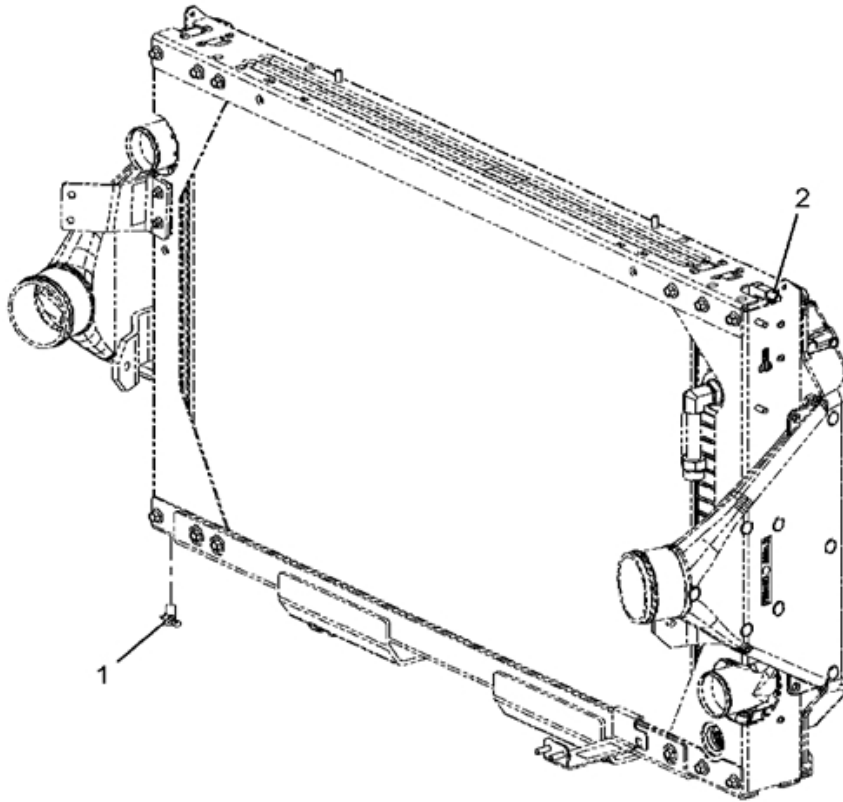


FIG. 11-23.3  
RADIATOR, ASSY AL W/INTANK OC

Item	Part Number	Qty	Description
001	2506271C1	1	PLUG, DRAIN COCK
002	2591763C1	1	VENT, ASSY
880		RF	NOTE: ASM BELOW COMPRISED OF ABOVE COMPONENTS
881	2591828C91	RF	RADIATOR,ASSY AL W/INTANK OC

FIG. 11-23.4  
KIT, RAD CAC REPAIR

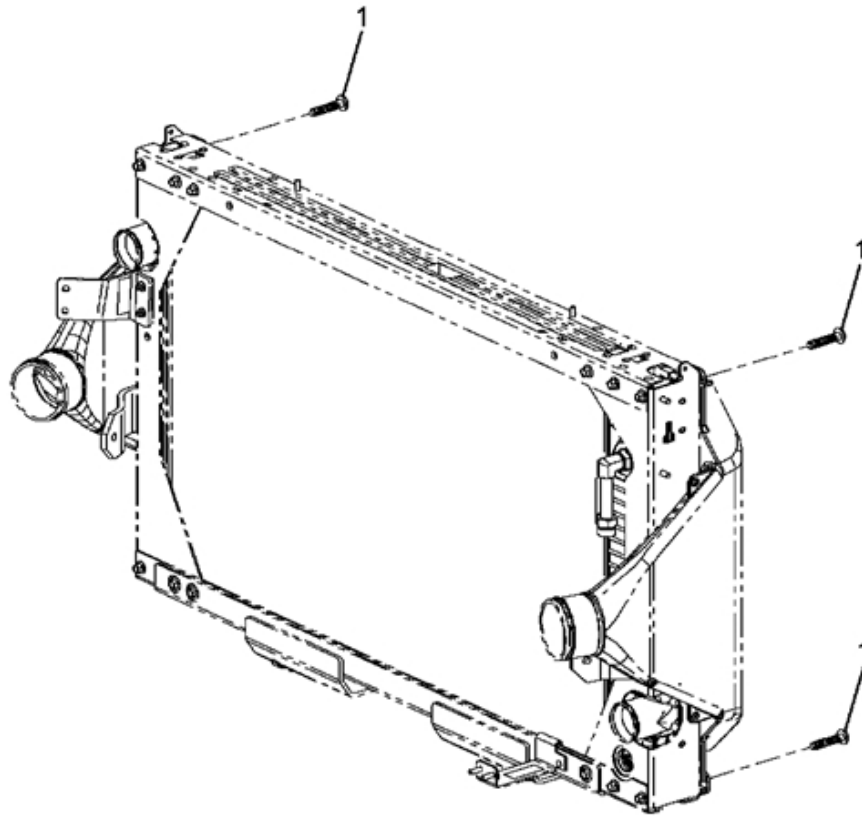


FIG. 11-23.4  
KIT, RAD CAC REPAIR

Item	Part Number	Qty	Description
001		4	SCREW M10X1.5X27L
880		RF	NOTE: ASM BELOW COMPRISED OF ABOVE COMPONENTS
881	2591778C91	RF	KIT,RAD CAC REPAIR

FIG. 11-23.5  
KIT, RADIATOR GROUND CABLE

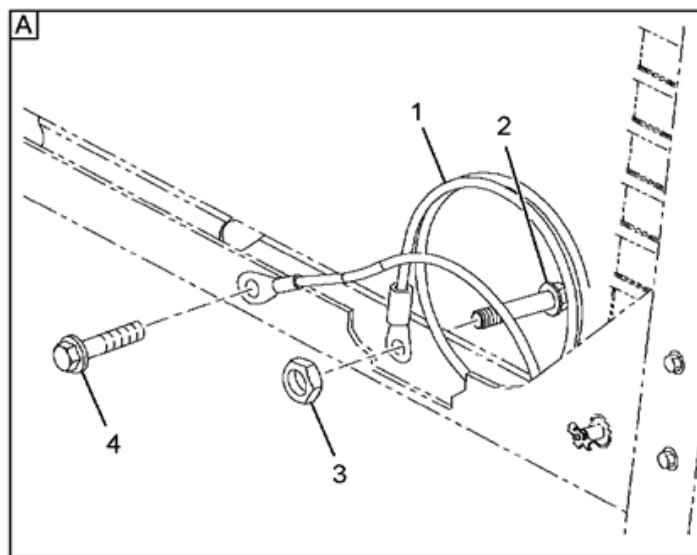
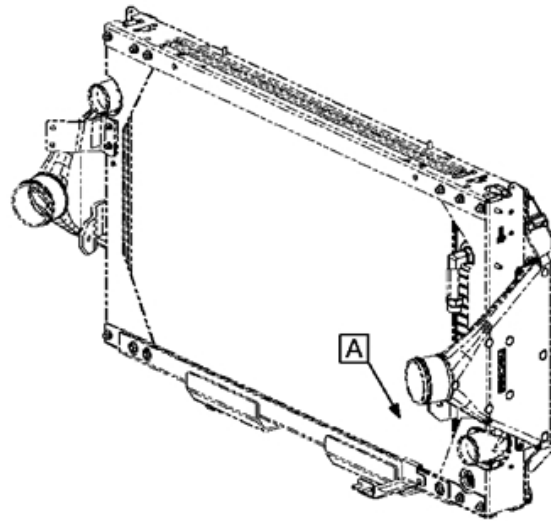


FIG. 11-23.5  
 KIT, RADIATOR GROUND CABLE

Item	Part Number	Qty	Description
001		1	CABLE, GROUND
002		1	SCREW M6X1.0-6G
003		1	NUT, FLANGE M6X1.0-6H
004		1	SCREW, M8X1.25-6G
880		RF	NOTE: ASM BELOW COMPRISED OF ABOVE COMPONENTS
881	2591821C91	RF	KIT, RADIATOR GROUND CABLE

FIG. 11-23.6  
KIT, RAD LH/RH SIDE REPAIR

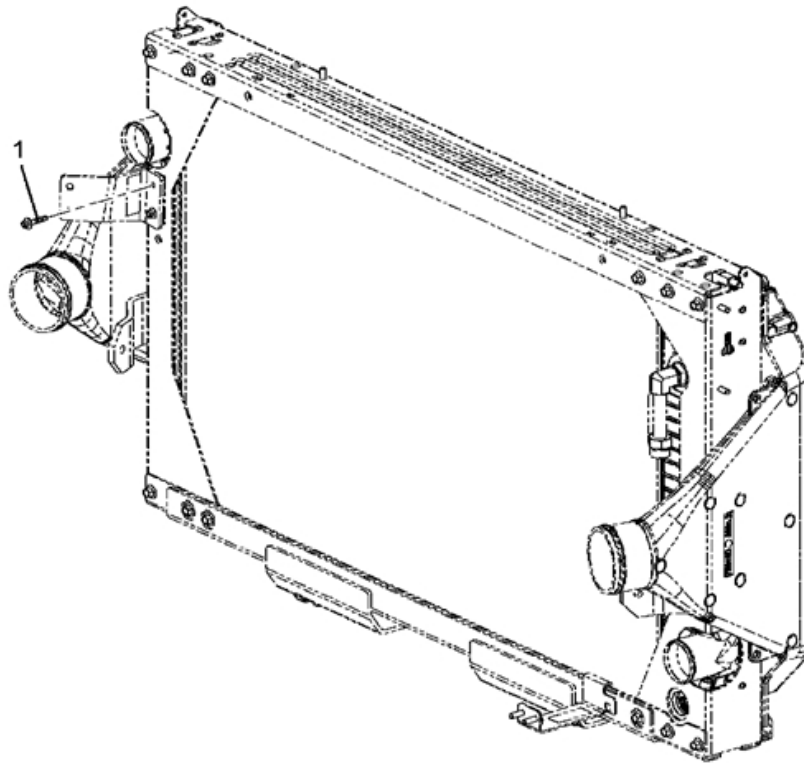


FIG. 11-23.6  
 KIT,RAD LH/RH SIDE REPAIR

Item	Part Number	Qty	Description
001		10	M8X1.25X14L
880		RF	NOTE: ASM BELOW COMPRISED OF ABOVE COMPONENTS
881	2591769C91	RF	KIT,RAD LH/RH SIDE REPAIR



FIG. 11-23.7  
KIT, RAD TOP/BOTTOM CHNL REPAIR

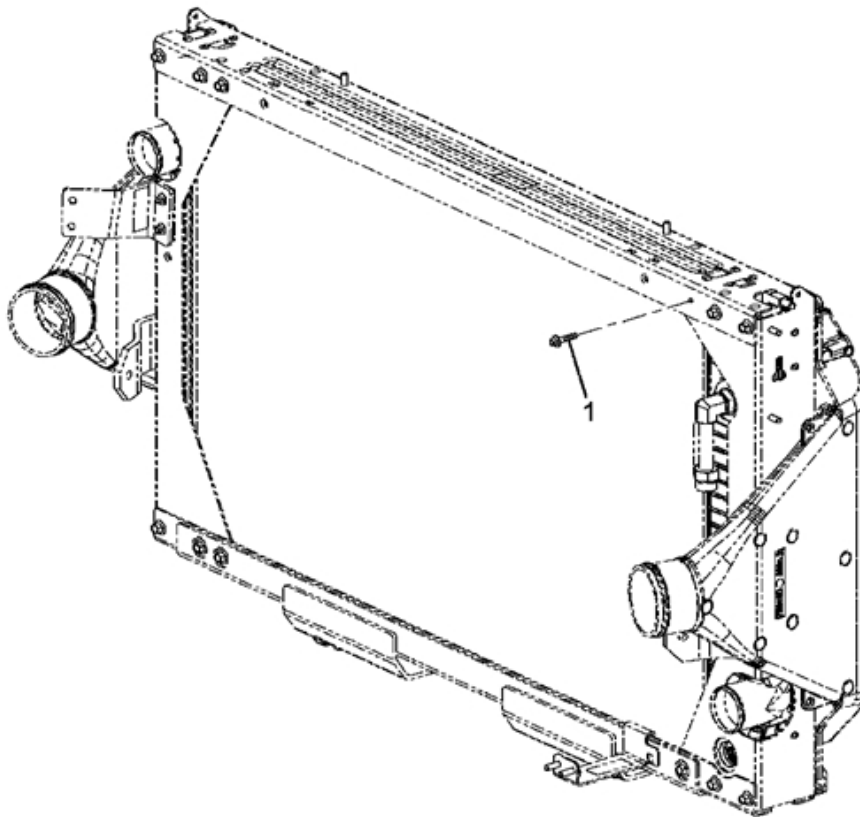


FIG. 11-23.7  
 KIT, RAD TOP/BOTTOM CHNL REPAIR

Item	Part Number	Qty	Description
001		24	M10X1.5-6GX14L
880		RF	NOTE: ASM BELOW COMPRISED OF ABOVE COMPONENTS
881	2591773C91	RF	KIT,RAD TOP/BOTTOM CHNL REPAIR

FIG. 11-24  
STARTING MOTOR INSTL

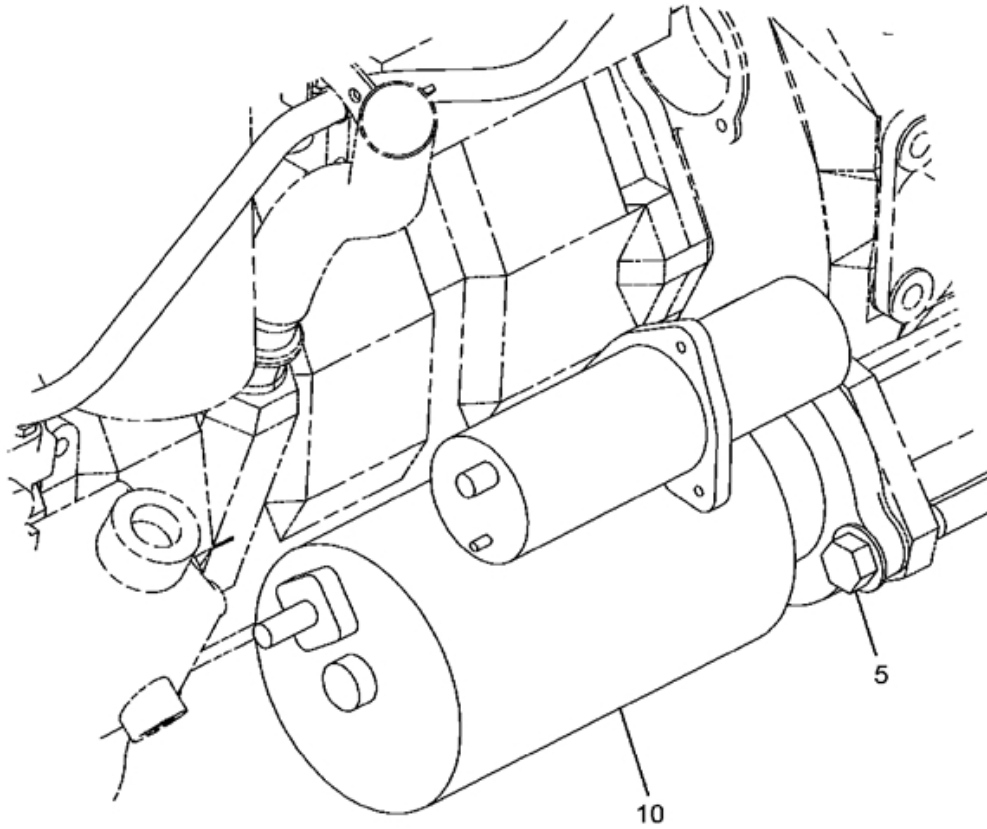


FIG. 11-24  
STARTING MOTOR INSTL

Item	Part Number	Qty	Description
005	24863R1	3	BOLT, 1/2 X 1-3/4 PHC TYPE 8
	120384	3	WASHER LOCK 1/2" REG, STL/ZNC
010	3610516C92	1	MOTOR, START 24V, L/N W/MAG SW

FIG. 11-25  
STAY-ROD MOUNTING TO FRAME

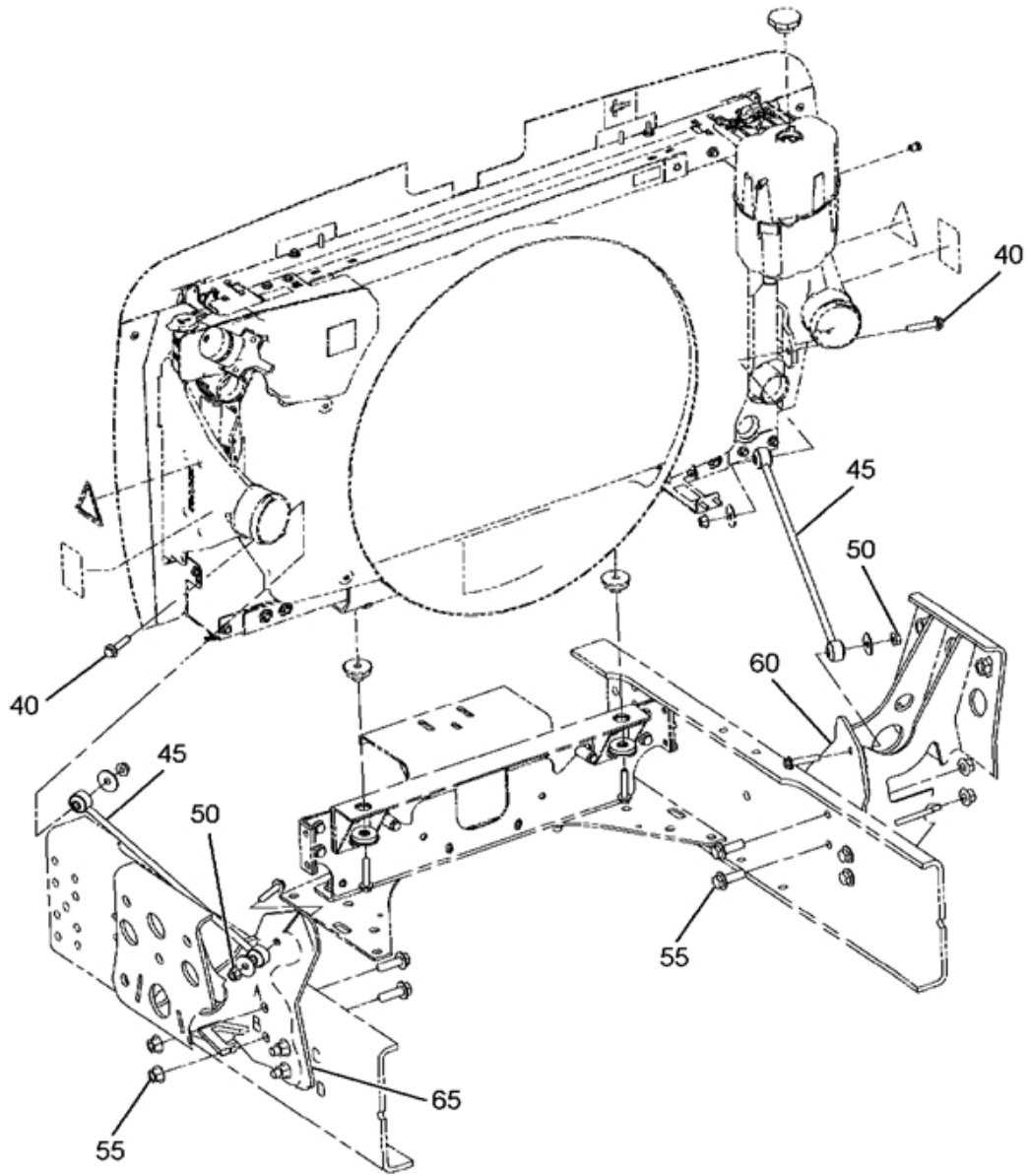


FIG. 11-25  
STAY-ROD MOUNTING TO FRAME

Item	Part Number	Qty	Description
040	40270R1	2	BOLT,, M12 X 60, NO CLASS 10.9
	3535859C1	2	NUT,HEX METRIC PREV. TORQ*M12
	25710R1	2	WASHER, 1/2" FLAT USS
045	3605649C2	2	ROD, RADIATOR SUPPORT -
050	3535859C1	2	NUT,HEX METRIC PREV. TORQ*M12
	25710R1	2	WASHER, 1/2" FLAT USS
	40270R1	2	BOLT,, M12 X 60, NO CLASS 10.9
055	40240R1	8	NUT,HEX METRIC PREV. TORQ*M20
	31086R1	8	BOLT, M20 X 50 PHC CL 10.9 FLG
060	3819824C1	1	BRACKET - ENGINE ARMOR RIGHT
065	3819823C1	1	BRACKET - ENGINE ARMOR LEFT

FIG. 11-26  
SURGE/DEAERATION TANK FEATURE

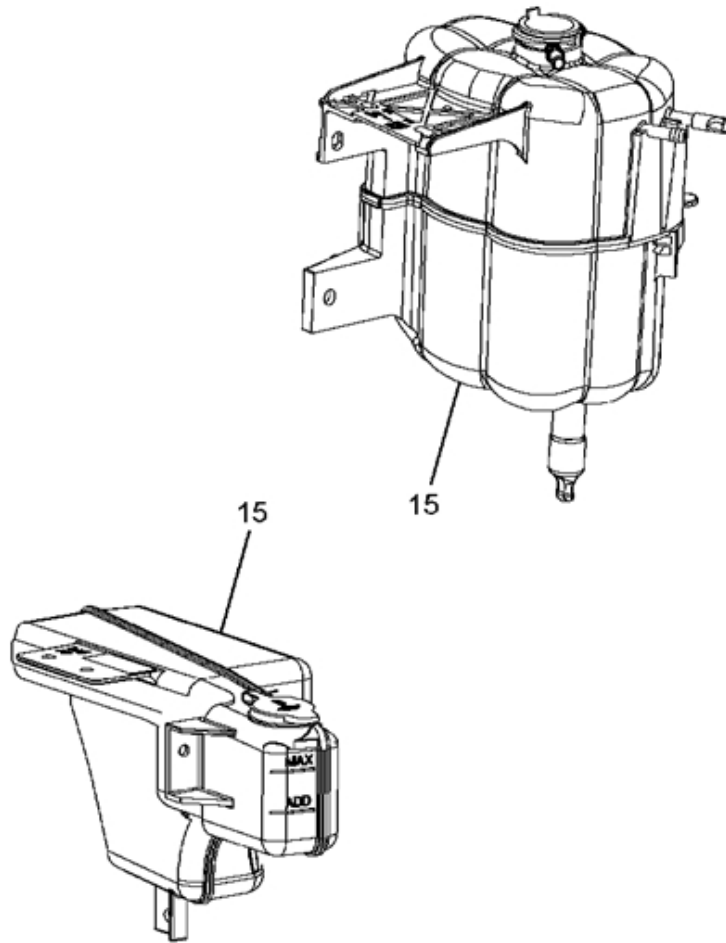


FIG. 11-26  
SURGE/DEAERATION TANK FEATURE

Item	Part Number	Qty	Description
015	3819342F91	1	MM,RADIATOR,DEAERATION FEATURE



FIG. 11-26.1  
MM, RADIATOR, DEAERATION FEATURE

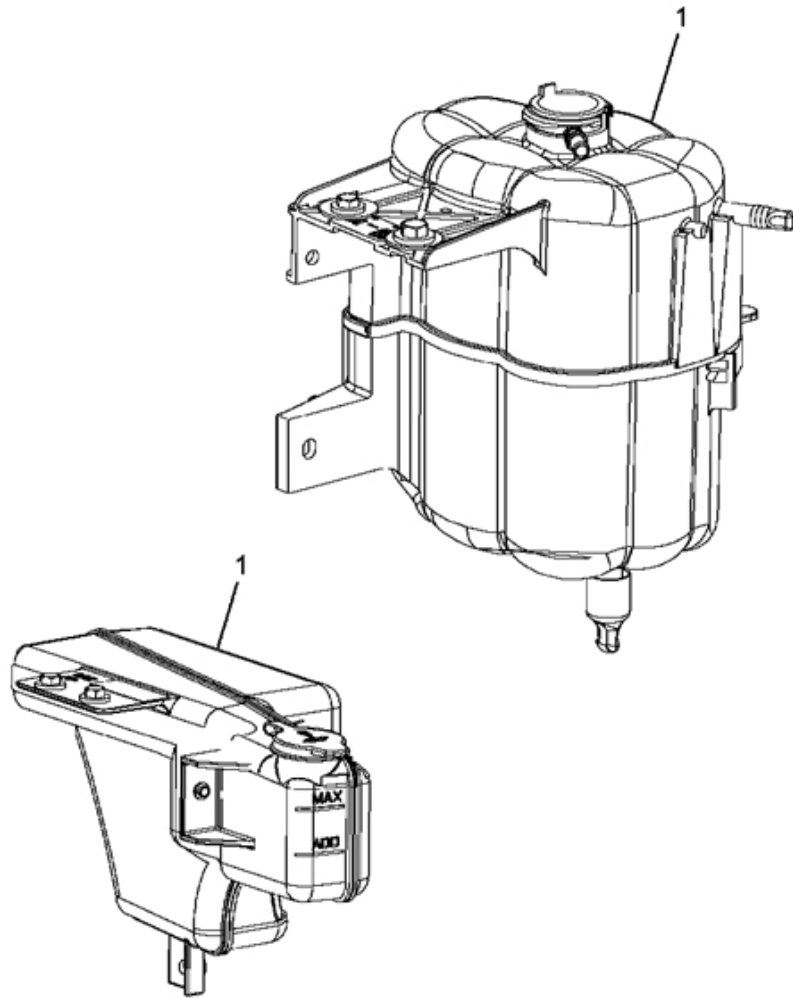


FIG. 11-26.1  
MM, RADIATOR, DEAERATION FEATURE

Item	Part Number	Qty	Description
001	2596089C91	1	MM,RADIATOR,DEAERATION FEATURE
880		RF	NOTE: ASM BELOW COMPRISED OF ABOVE COMPONENTS
881	3819342F91	RF	MM,RADIATOR,DEAERATION FEATURE

FIG. 11-26.2  
MM, RADIATOR, DEAERATION FEATURE

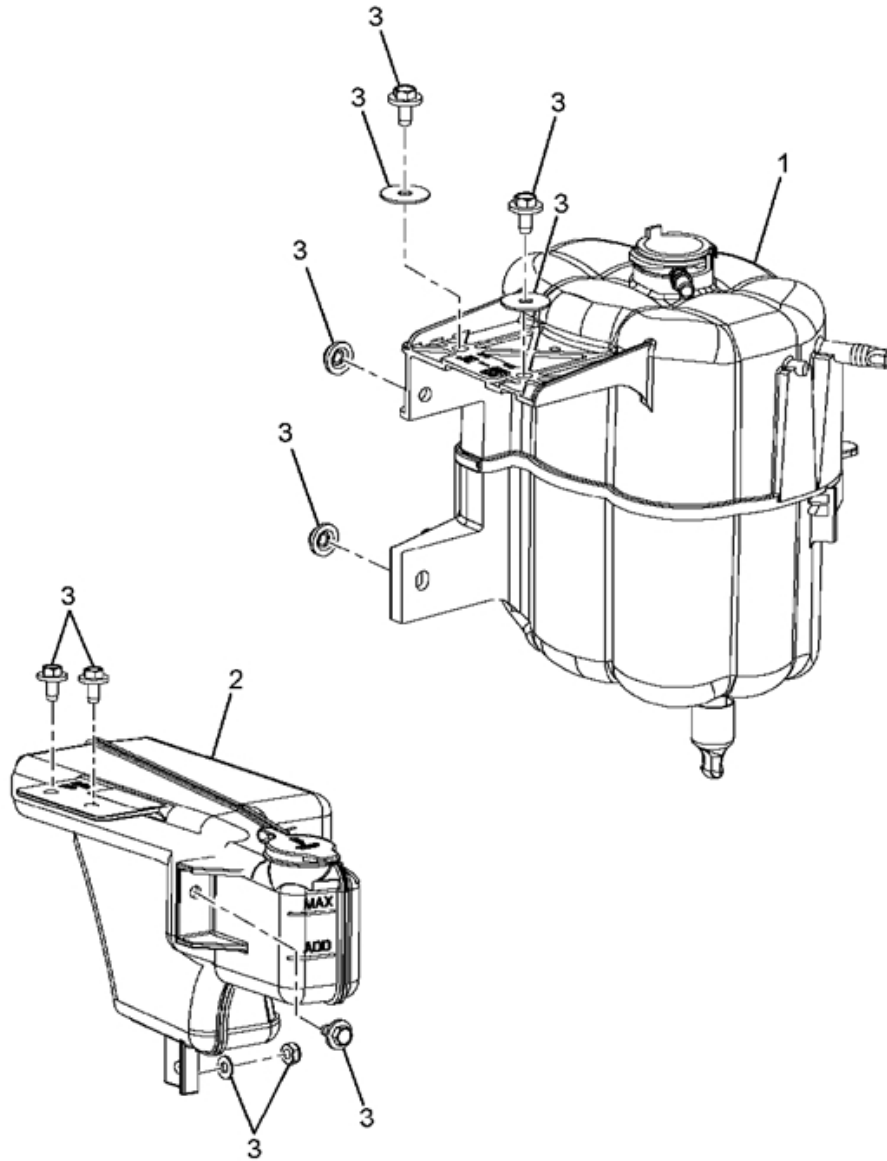


FIG. 11-26.2  
MM, RADIATOR, DEAERATION FEATURE

Item	Part Number	Qty	Description
001	2596090C1	1	TANK,DEAERATION
002	2591790C1	1	TANK,RAD SURGE OVERFLOW
003	2591791C91	KT	KIT, SURGE TANK REPAIR
880		RF	NOTE: ASM BELOW COMPRISED OF ABOVE COMPONENTS
881	2596089C91	RF	MM,RADIATOR,DEAERATION FEATURE

FIG. 11-26.3  
KIT, SURGE TANK REPAIR

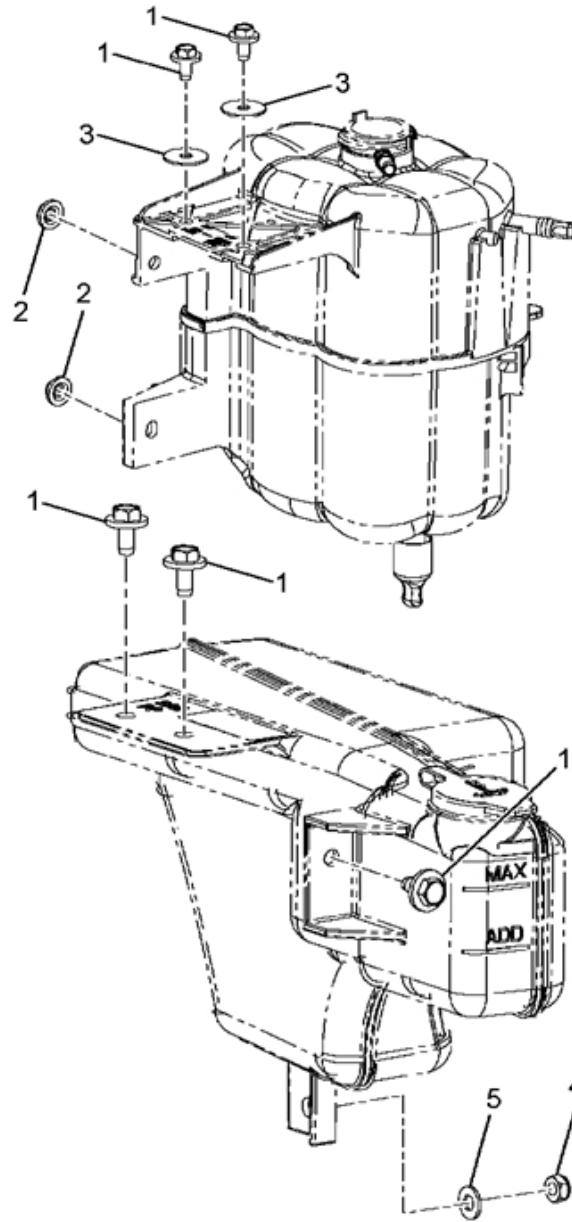


FIG. 11-26.3  
KIT, SURGE TANK REPAIR

Item	Part Number	Qty	Description
001	2504909C1	5	SCREW, M8X1.25X16L
002	2504917C1	2	NUT,HEX FLG M8X1.25-6H
003		2	WASHER M8
004		1	LOCKNUT, M8
005		1	WASHER, M8
880		RF	NOTE: ASM BELOW COMPRISED OF ABOVE COMPONENTS
881	2591791C91	RF	KIT, SURGE TANK REPAIR

# Group 12 Transmissions

FIG. 12-1  
ALLISON XMSN OPERATORS MANUALS - LANGUAGE IN ENGLISH

**NON-ILLUSTRATED  
FIGURE**



FIG. 12-1  
 ALLISON XMSN OPERATORS MANUALS - LANGUAGE IN ENGLISH

Item	Part Number	Qty	Description
000	2006156C2	1	MANUAL,WARRANTY*WARRANTY-ALLIS
005	3616121R1	1	
010	3573374C1	1	PRODUCT GRAPHICS,SAFETY COMPLI

FIG. 12-2  
CLUTCH PEDAL INSTL

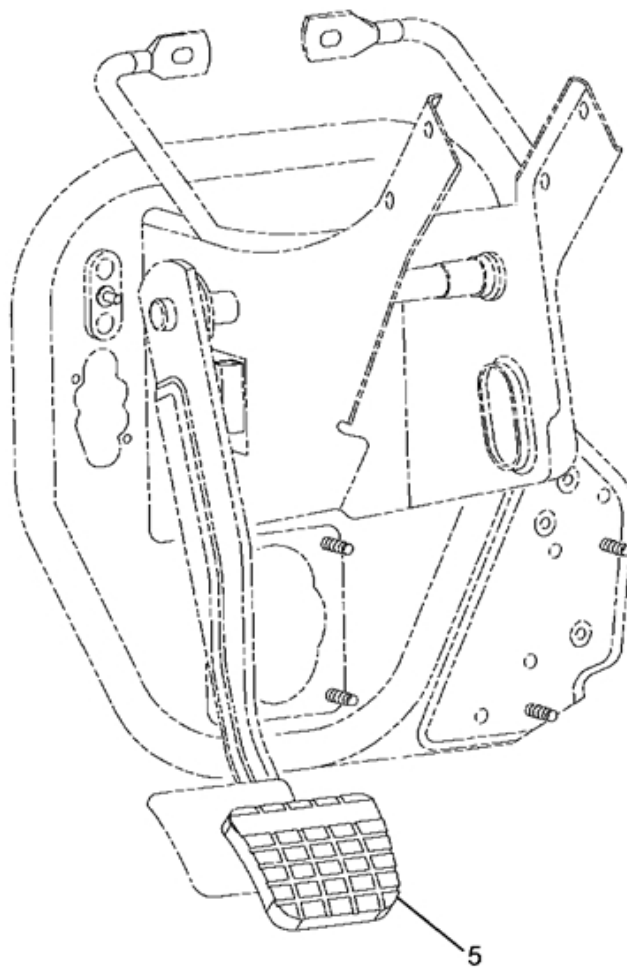


FIG. 12-2  
CLUTCH PEDAL INSTL

Item	Part Number	Qty	Description
005	3541514F91	1	SHAFT,CLUTCH WITHOUT PEDAL

FIG. 12-2.1  
SHAFT, CLUTCH WITHOUT PEDAL

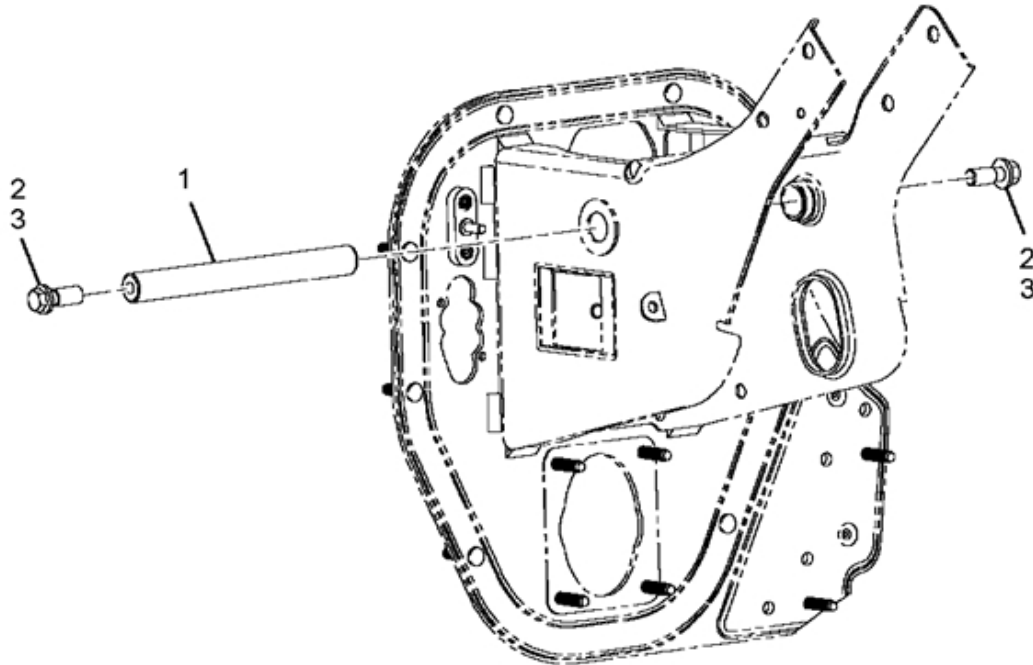


FIG. 12-2.1  
SHAFT, CLUTCH WITHOUT PEDAL

Item	Part Number	Qty	Description
001	2504337C1	1	SHAFT,CLUTCH PEDAL AUTO TRANS
002	278967R1	2	SCREW
003		RF	WASHER 3/8
800		RF	NOTE: THE FOLLOWING PARTS ARE NON-ILLUSTRATED
801	3539274C91	1	HARNESS,JUMPER
880		RF	NOTE: ASM BELOW COMPRISED OF ABOVE COMPONENTS
881	3541514F91	RF	SHAFT,CLUTCH WITHOUT PEDAL

FIG. 12-3  
GAUGE ASM, TRANS OIL LEVEL; W/INTL HEUI ENG, W/AL

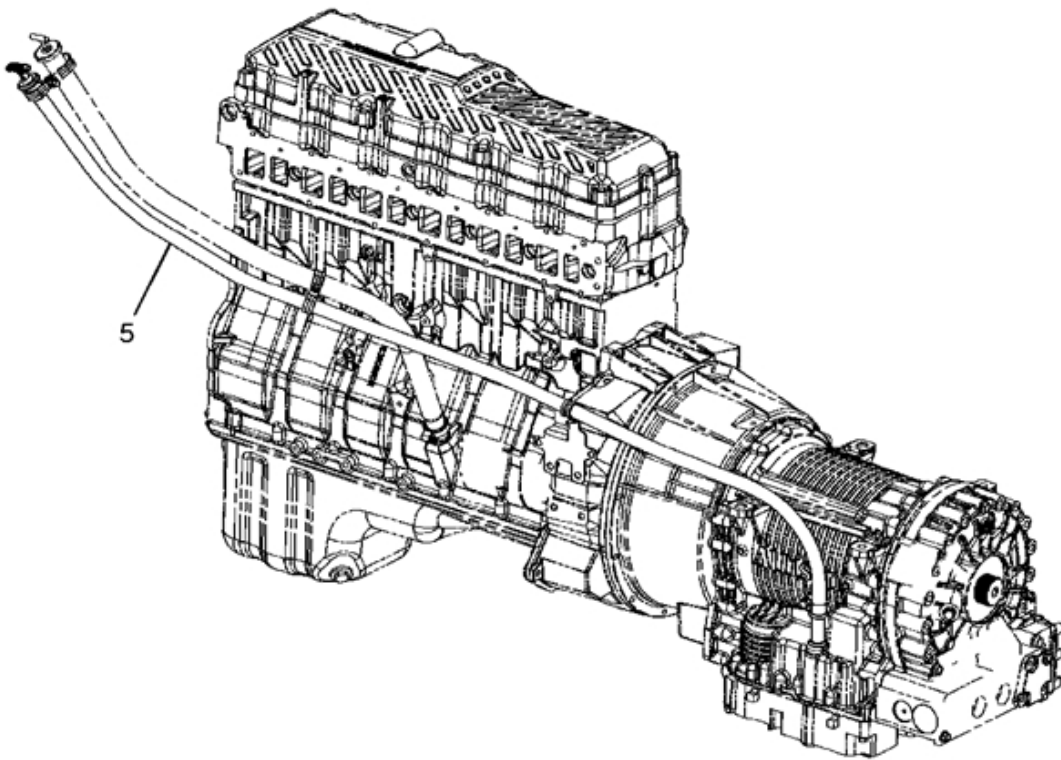


FIG. 12-3  
 GAUGE ASM, TRANS OIL LEVEL; W/INTL HEUI ENG, W/AL

Item	Part Number	Qty	Description
005	2596480C91L	1	TUBE ASM, TRANSMISSION OIL LEVEL GAUGE

FIG. 12-3.1  
TUBE ASSY, TRANS OIL LEVEL GAUG

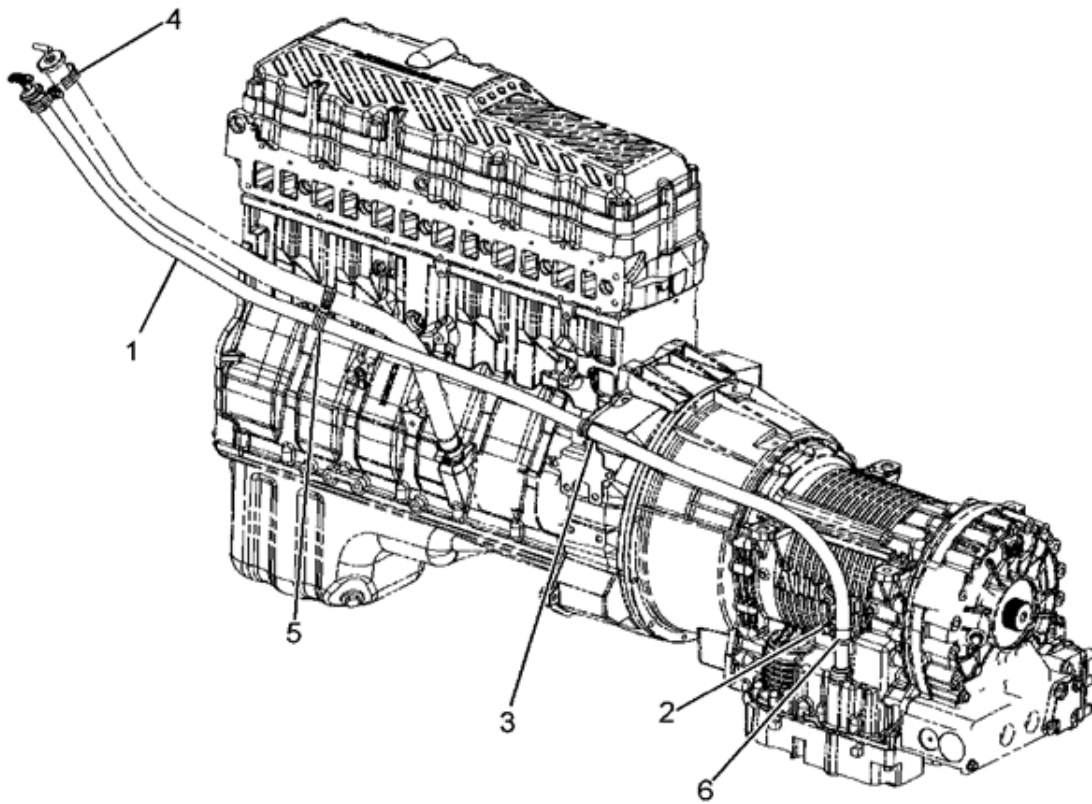
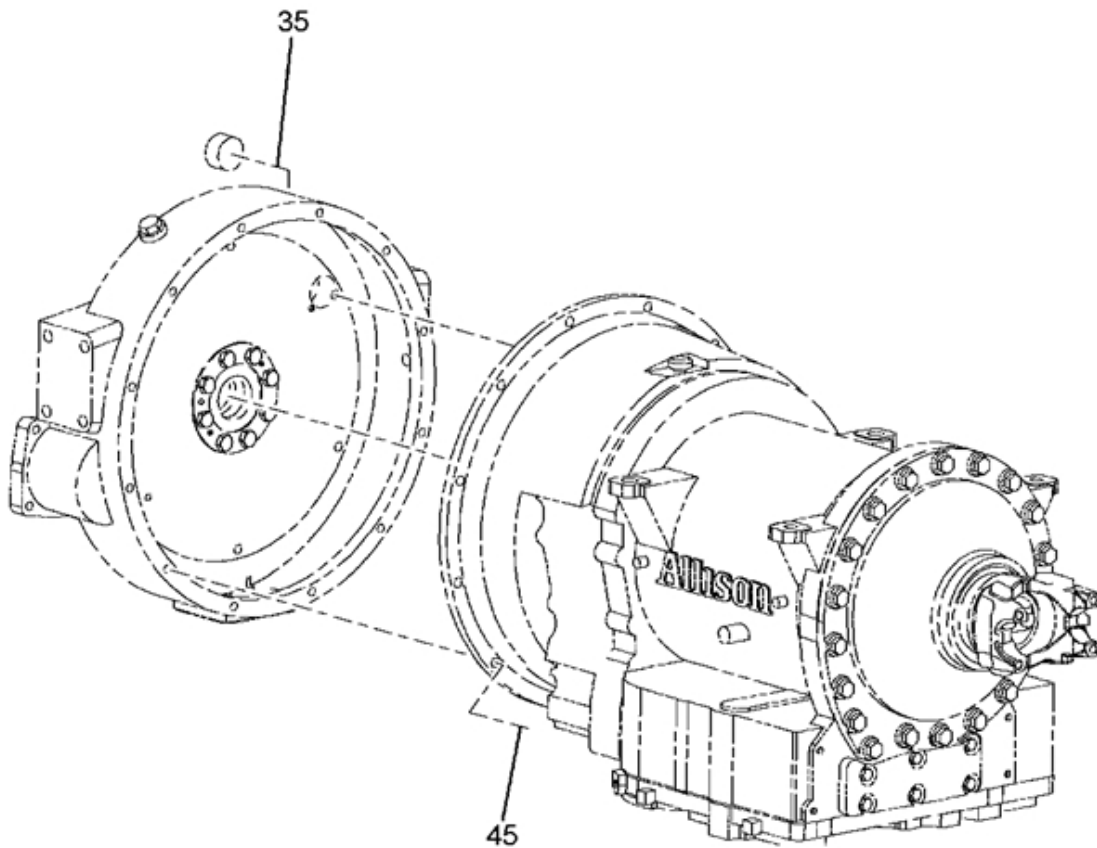




FIG. 12-3.1  
TUBE ASSY, TRANS OIL LEVEL GAUG

Item	Part Number	Qty	Description
001	3608808C93	1	TUBE,AUTO XMSN OIL, LEVEL GAUG
002	3507222C1	1	SCREW, SELF TAPPING FILL TUBE
003	589418C1	1	EXTENSION, CLIP
004	299275C91	1	CLAMP, PIPETEE ECT SGL CUSHIONED
	299608C1	1	CLAMP,CABLE
005	406381C1	1	CLAMP,CABLE
006	406381C1	1	CLAMP,CABLE
800		RF	NOTE: THE FOLLOWING PARTS ARE NON-ILLUSTRATED
801	3560651C91	1	TAG, INSTRUCTION LUBE
802	3544378C1	3	NUT,HEX METRIC PREV. TORQ*M6 H
803	31047R1	3	BOLT, HEX M6 X 25
880		RF	NOTE: ASM BELOW COMPRISED OF ABOVE COMPONENTS
881	2596480C91L	RF	TUBE ASM, TRANSMISSION OIL LEVEL GAUGE

FIG. 12-4  
HARDWARE MTG, TRANSMISSION ADAPTER ALLISON MD



FOR: M-JVCC  
W/F-FORD-JV-3126E-ENG,  
F-FORD-JV-ISB-ENG  
W/ALLISON MD

FIG. 12-4  
HARDWARE MTG, TRANSMISSION ADAPTER ALLISON MD

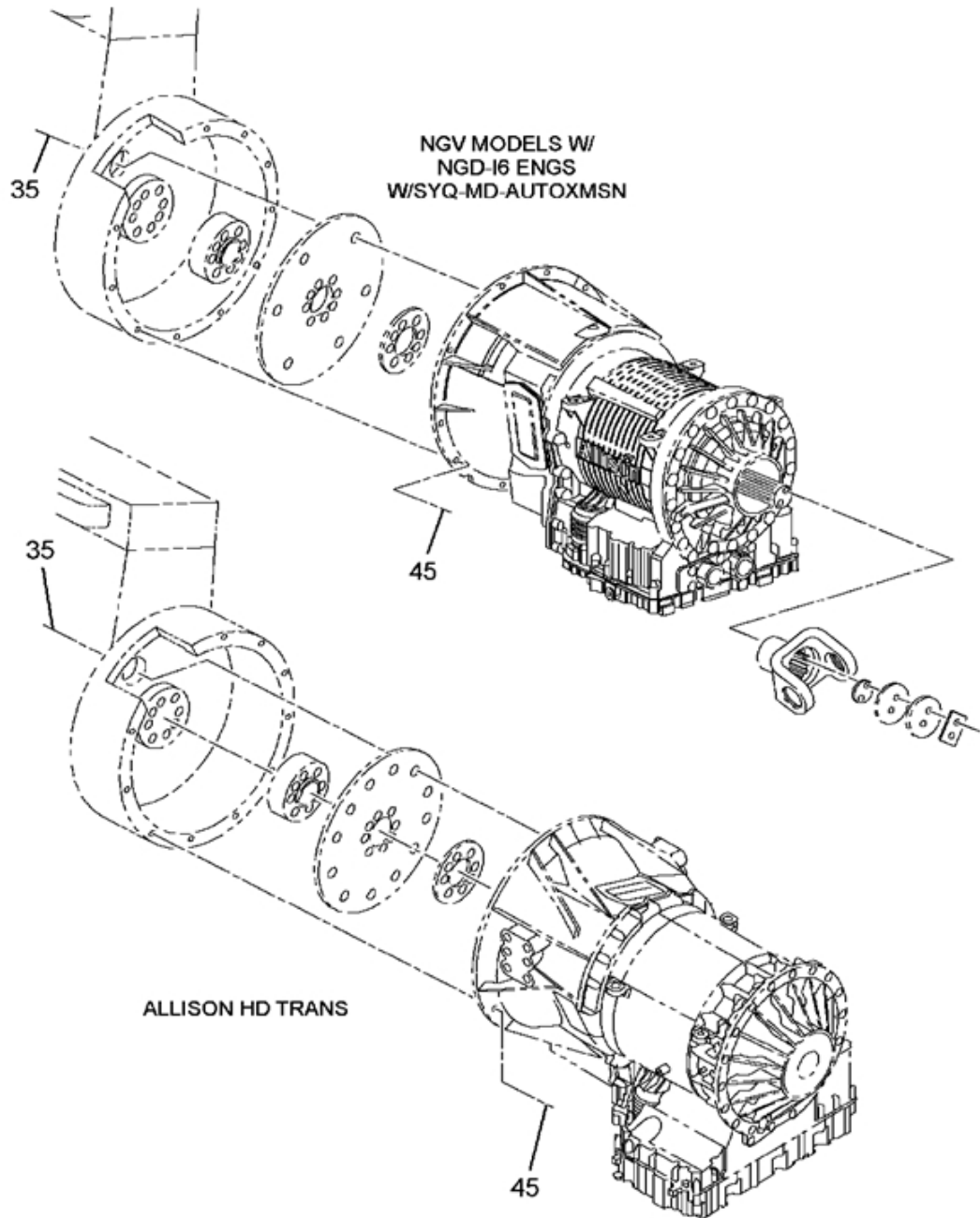


FIG. 12-4  
HARDWARE MTG, TRANSMISSION ADAPTER ALLISON MD

Item	Part Number	Qty	Description
035	30020R1	6	BOLT, M10 X 25 PHC CLASS 10.9
040	991044C2		FLUID,GREASE LUB MOLY 14 OZ
045	27348R1	12	BOLT,3/8X1-5/8 PHC P/T TYPE
	25709R1	12	3/8"" SAE FLAT WASHER - ZN6A

FIG. 12-5  
INSTRUCTION TAG INSTL




FIG. 12-5  
INSTRUCTION TAG INSTL

Item	Part Number	Qty	Description
005	3560651C91	1	TAG,INSTRUCTION*ATTACH TO XMSN

FIG. 12-6  
OIL COOLER HOISING FOR ALLISON 3000 XMSN & INTL HEUI ENG

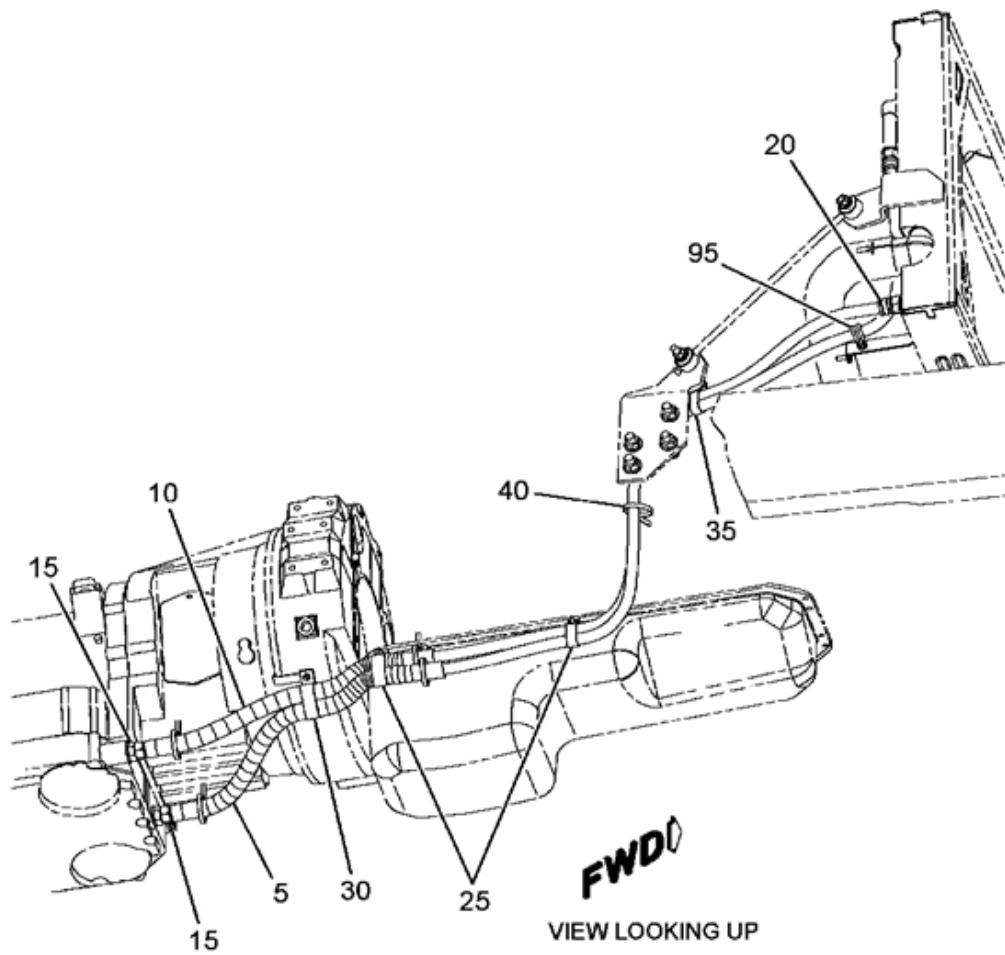


FIG. 12-6  
OIL COOLER HOISING FOR ALLISON 3000 XMSN & INTL HEUI ENG

Item	Part Number	Qty	Description
005	3551709C1	2	STRAP
	M12UU00096	1	HOSE, HOSE, ORFS -12 FEMALE TO
	2000310C1	AR	LOOM,HOSE INSLTR 1.25" X 12"
010	3551709C1	2	STRAP
	2000310C1	AR	LOOM,HOSE INSLTR 1.25" X 12"
	M12UU00080	1	HOSE, HOSE, ORFS -12 FEMALE TO
015	3801265C1	2	ADAPTER,, 1 3/16-12 ORFS X 1 1
020	3610538C1	1	ADAPTER,, 1 3/16-12 ORFS X 1 1
025	3571742C1	2	EXTENSION CLIP
	25519R1	2	NUT,1/4 NC TYPE 8
	501491C1	2	CUSHION CLAMP
	120380	2	WASHER LOCK 1/4",REG,STL/ZNC
030	25519R1	1	NUT,1/4 NC TYPE 8
	120380	1	WASHER LOCK 1/4",REG,STL/ZNC
	501491C1	1	CUSHION CLAMP
	2024122C2	1	EXTENSION,CLIP
035	31053R1	1	BOLT, M8 X 16 PHC CL 8.8 FLG/H
	501491C1	1	CUSHION CLAMP
040	3551709C1	1	STRAP
095	3544379C1	2	NUT,HEX FLG M8 METRIC
	31055R1	1	HEX CAP BOLT 8M - 1.25 X 25
	501491C1	1	CUSHION CLAMP
	433201C1	1	EXTENSION,CLIP



FIG. 12-6.1  
HOSE, HOSE, ORFS -12 FEMALE TO

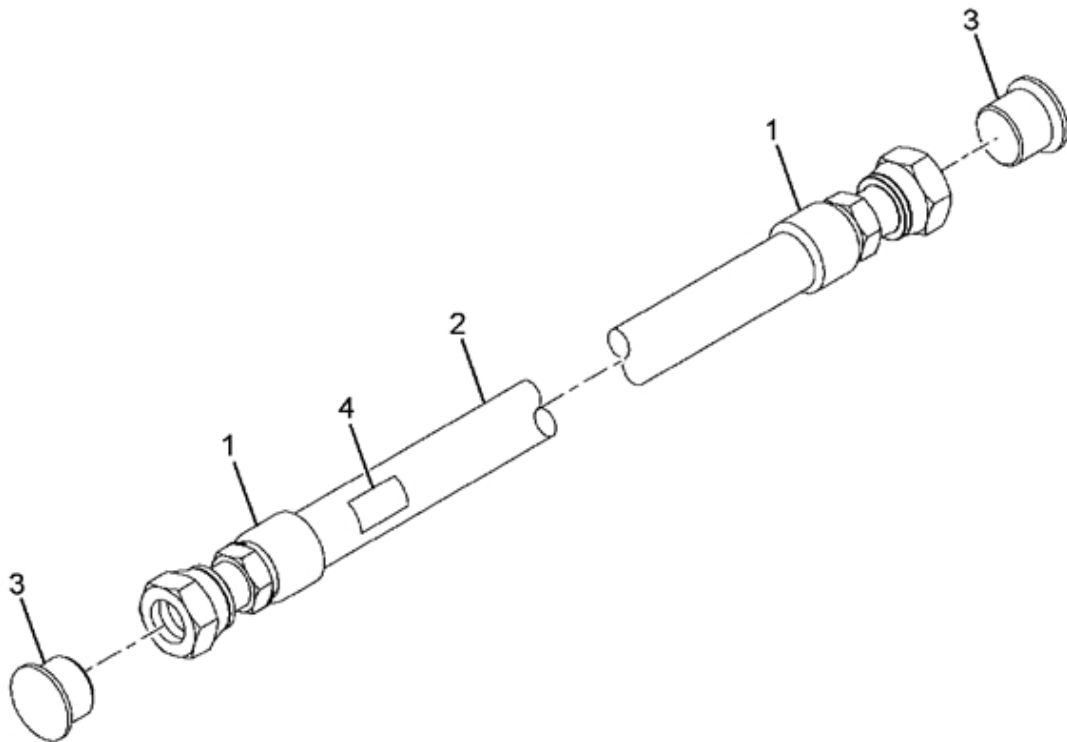


FIG. 12-6.1  
 HOSE, HOSE, ORFS -12 FEMALE TO

Item	Part Number	Qty	Description
001	3610540C1	2	ADAPTER, -12 CRIMPED X -12 OR
002	2644104R1	AR	HOSE,FLEX AIR OR OIL
003	2036575C1	2	PLUG,FOR REUSABLE END HOSE
004	1258024R91	1	PRODUCT GRAPHICS
880		RF	NOTE: ASM BELOW COMPRISED OF ABOVE COMPONENTS
881	M12UU00096	RF	HOSE, HOSE, ORFS -12 FEMALE TO

FIG. 12-6.2  
HOSE, HOSE, ORFS -12 FEMALE TO

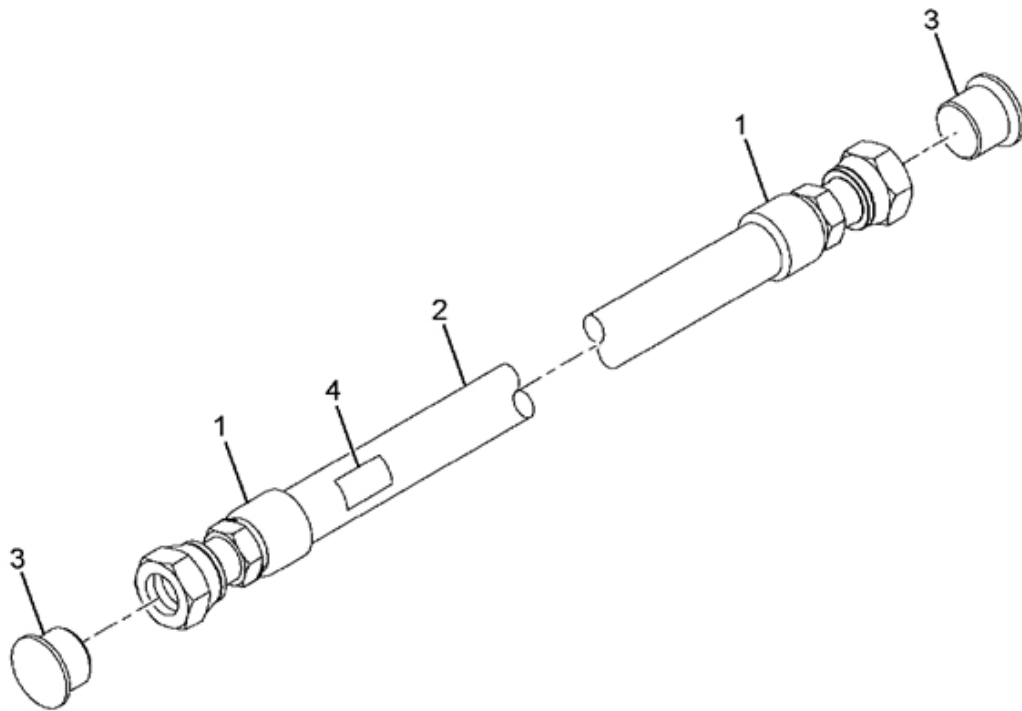


FIG. 12-6.2  
HOSE, HOSE, ORFS -12 FEMALE TO

Item	Part Number	Qty	Description
001	3610540C1	2	ADAPTER, -12 CRIMPED X -12 OR
002	2644104R1	AR	HOSE,FLEX AIR OR OIL
003	2036575C1	2	PLUG, FOR REUSABLE END HOSE
004	1258024R91	1	PRODUCT GRAPHICS
880		RF	NOTE: ASM BELOW COMPRISED OF ABOVE COMPONENTS
881	M12UU00080	RF	HOSE, HOSE, ORFS -12 FEMALE TO

FIG. 12-7  
OIL COOLER W/REAR LUBE PUMP T-CASE, W/FLAT BACK CO

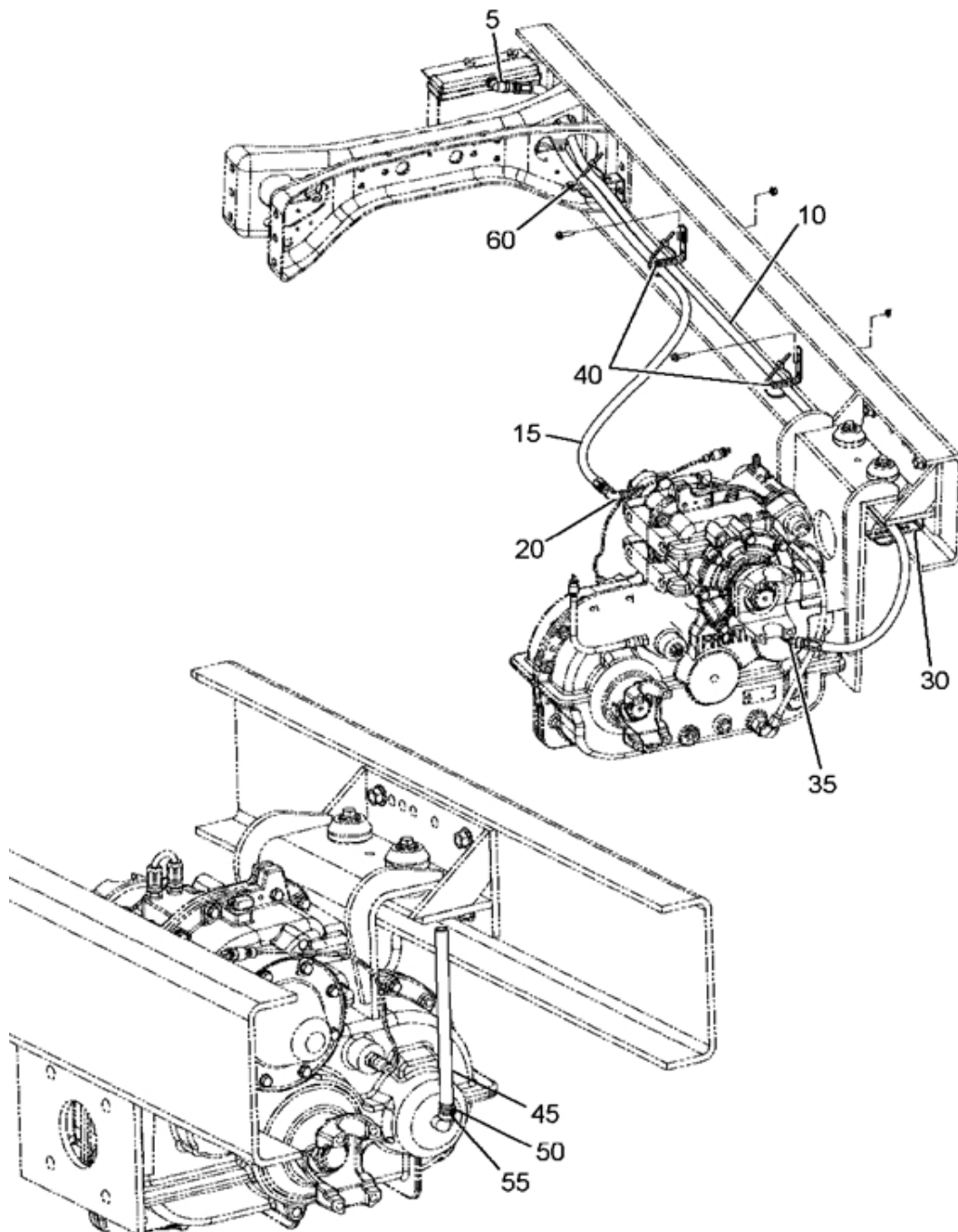


FIG. 12-7  
OIL COOLER W/REAR LUBE PUMP T-CASE, W/FLAT BACK CO

Item	Part Number	Qty	Description
005	3820520C1	2	ADAPTER,
010	3820522C92	2	HOSE, 9/16-37 DEG, -8
020	9410280	2	ELBOW,90DEG 9/16 SWIVEL
030	306132C1	2	TIE, PLASTIC
	2034206C1	2	EXTENSION,CLIP
040	306132C1	2	TIE, PLASTIC
	3544379C1	2	NUT,HEX FLG M8 METRIC
	3561048C1	2	BOLT,HH FLG HD M8 X 30 METRIC
	2034207C1	2	EXTENSION,CLIP
045	L2643546	AR	HOSE,FUEL & OIL 1/2"
050	1842251C1	1	CLAMP,HEAT EXCHANGER
055	3819487C1	1	CONNECTOR,THREADED,BEADED HOSE
060	2034206C1	1	EXTENSION,CLIP
	306132C1	1	TIE, PLASTIC

FIG. 12-7.1  
HOSE, 9/16-37 DEG, -8

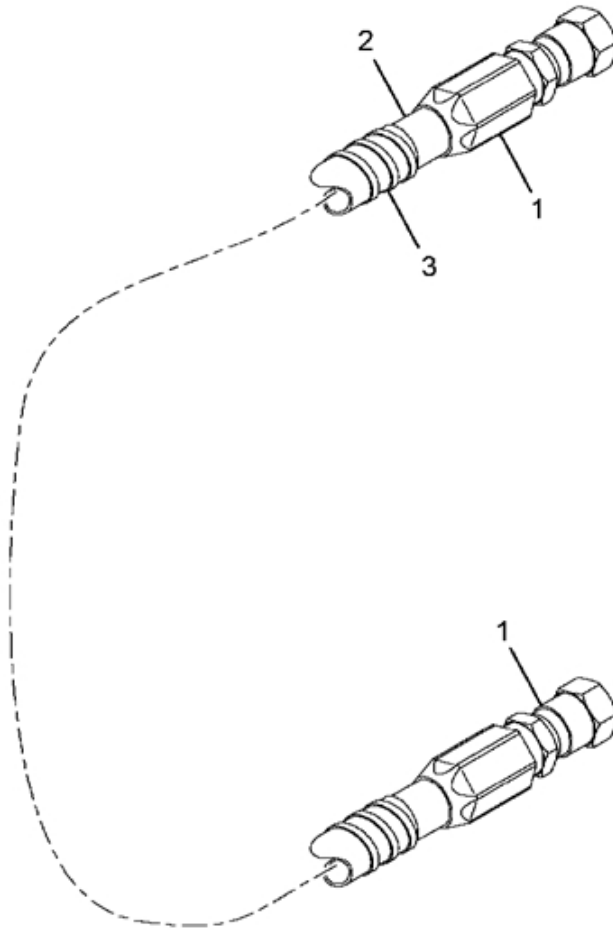


FIG. 12-7.1  
HOSE, 9/16-37 DEG, -8

Item	Part Number	Qty	Description
001	3532691C1	2	FITTING,LUBRICATOR*9/16-18 JIC
002	375054C2	AR	HOSE,BLK 1/2" AIR(.406/.437)ID
003	375048C1	AR	LOOM,CABLE 5/8"
880		RF	NOTE: ASMBELOW COMPRISED OF ABOVE COMPONENTS
881	3820522C92	RF	HOSE, 9/16-37 DEG, -8





FIG. 12.8  
OIL COOLER W/T-CASE FOR SS MODELS W/0016044

Item	Part Number	Qty	Description
005	31057R1	4	BOLT, M8 X 40 PHC CL 8.8 FLG/H
010	3668060C1	1	SUPPORT, OIL COOLER MTG ASSY
015	40222R1	2	BOLT,HEX FLG HD METRIC*M16 X 5
	3535554C1	2	NUT,HEX METRIC PREV. TORQ*M16
020	3668063C1	1	COOLER,OIL TRANS (TCASE)

FIG 12-9  
SPEEDO & MISC. ATTACHMENTS

**NON-ILLUSTRATED  
FIGURE**

FIG. 12-9  
SPEEDO & MISC. ATTACHMENTS

Item	Part Number	Qty	Description
005	FATF27101G	17	FLUID, TES-295 APPD AUTO TRANS
	FATF27101G	2	FLUID, LUBRICANT (SYNTHETIC)
	FATF27101G	1	FLUID, LUBRICANT (SYNTHETIC)

FIG. 12-10  
TRANSFER CASE AIR CONTROL W/16044

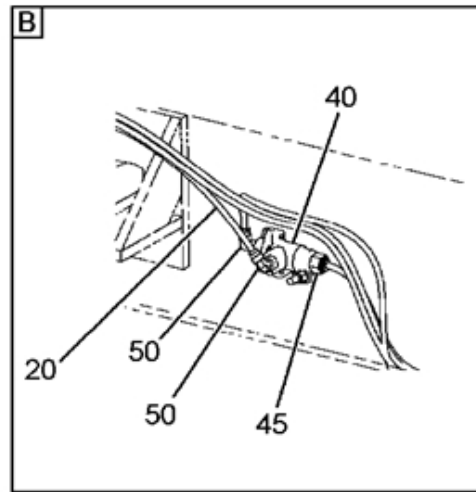
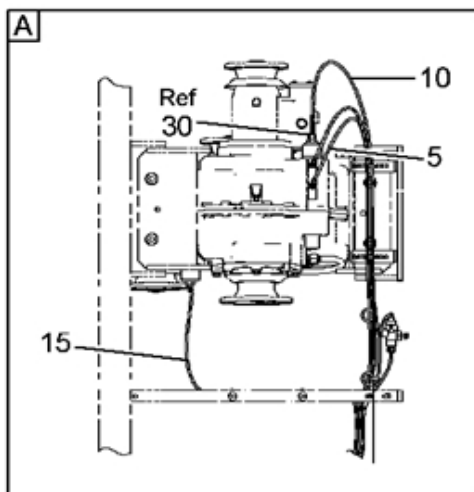
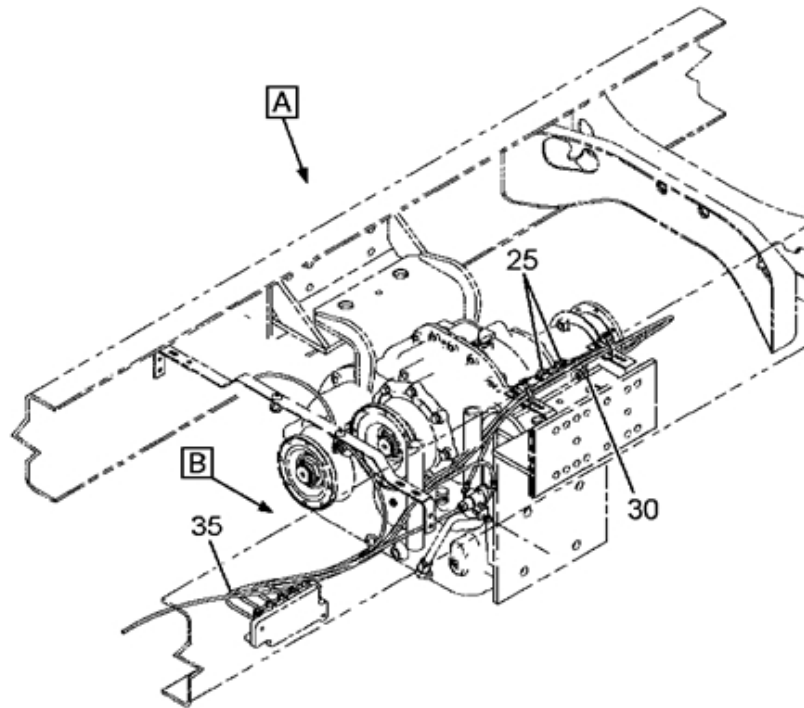


FIG. 12-10  
TRANSFER CASE AIR CONTROL W/16044

Item	Part Number	Qty	Description
005	417196C3	AR	TUBE,NYLON BULK 1/4 OD BLACK
010	417196C3	AR	TUBE,NYLON BULK 1/4 OD BLACK
015	417196C3	AR	TUBE,NYLON BULK 1/4 OD BLACK
020	417196C3	AR	TUBE,NYLON BULK 1/4 OD BLACK
025	2017510C1	3	ELBOW,QC 90D 1/4NPT X 1/4QC
030	2017510C1	1	ELBOW,QC 90D 1/4NPT X 1/4QC
035	417196C3	AR	TUBE,NYLON BULK 1/4 OD BLACK
040	BX278614N	1	DBL CHECK VALVE
	40249R1	1	BOLT,HEX FLG HD METRIC
	3544379C1	1	NUT,HEX FLG M8 METRIC
045	2017486C1	1	CONNECTOR,PUSH TO CONNECT*
050	2017513C1	2	ELBOW,PUSH TO CONNECT*

FIG. 12-11  
TRANSFER CASE ASM & INSTL

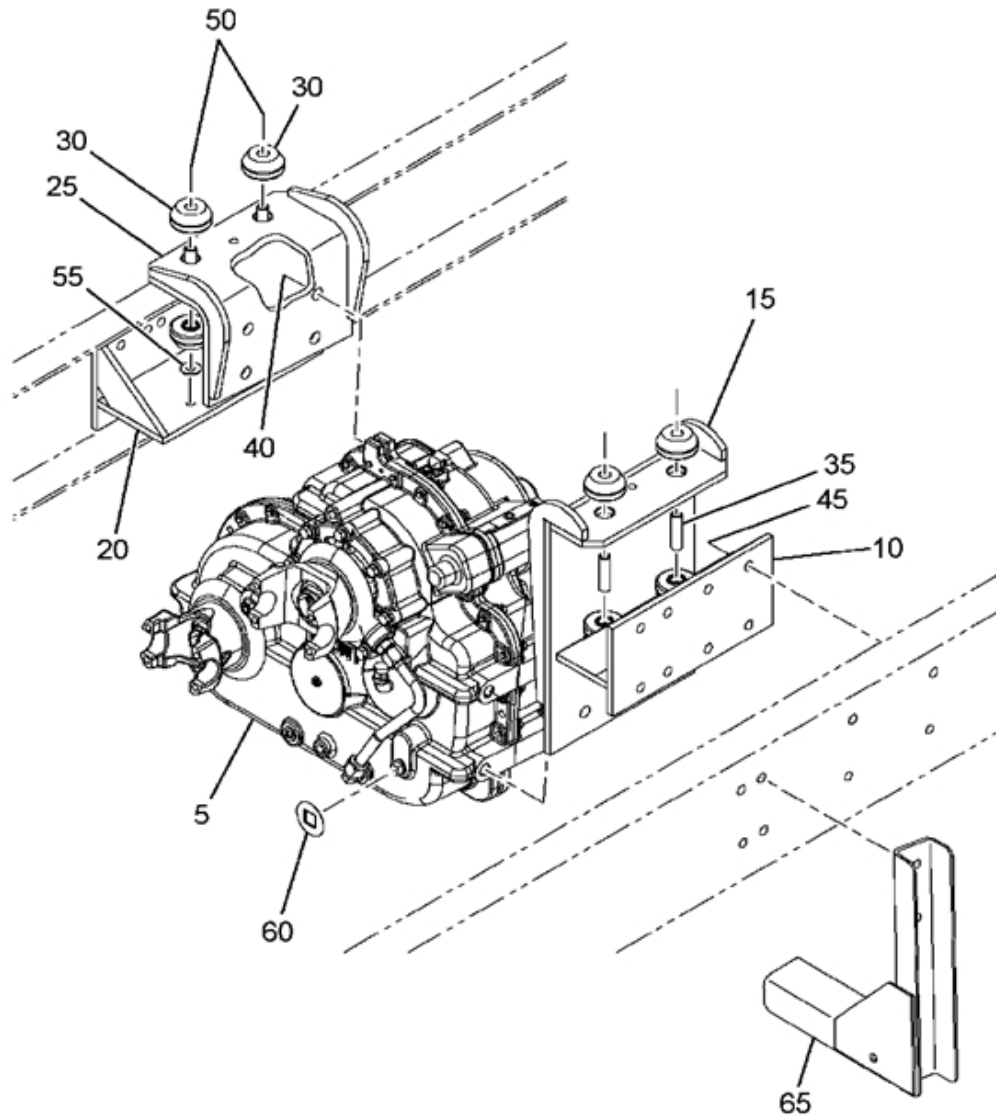


FIG 12-11  
TRANSFER CASE ASM & INSTL

Item	Part Number	Qty	Description
005	3812790C91	1	CASE,TRANSFER CPT W/GEARS, MER
010	3545096C5	1	SUPPORT, LT ASSY
015	3545098C3	1	BRACKET,SPT OR MTG T-CASE*MTG
020	3545097C5	1	BRACKET,SPT OR MTG T-CASE*FRAM
025	3545099C3	1	BRACKET,SPT OR MTG T-CASE*MTG
030	80445R1	8	INSULATOR,AUX TRANS MTG
	428997C1	4	BOLT,FLANGED HD -1/2-20
	414087C1	4	NUT, FLG HD LK 1/2-20
035	326769C1	4	SPACER,AUX TRANS
040	30088R1	8	BOLT,HH*M20X45
	933815R1	8	WASHER,LOCK 20MM
045	30752R2	8	BOLT, M16 X 50MM PHC FLG CLASS
	30756R1	8	NUT,HEX M16 PRVTRQ
050	120390	4	WASHER,FLAT 1/2",STL/ZNC
055	3539317C1	4	RETAINER,FSTNR RR CAB MNT BLT
	120390	4	WASHER,FLAT 1/2",STL/ZNC
060	2037905C1	1	TAG,IDENT SYN/LUB D/PLUG 3/4"



FIG. 12-12  
TRANSMISSION ASM, ALLISON 3000SP

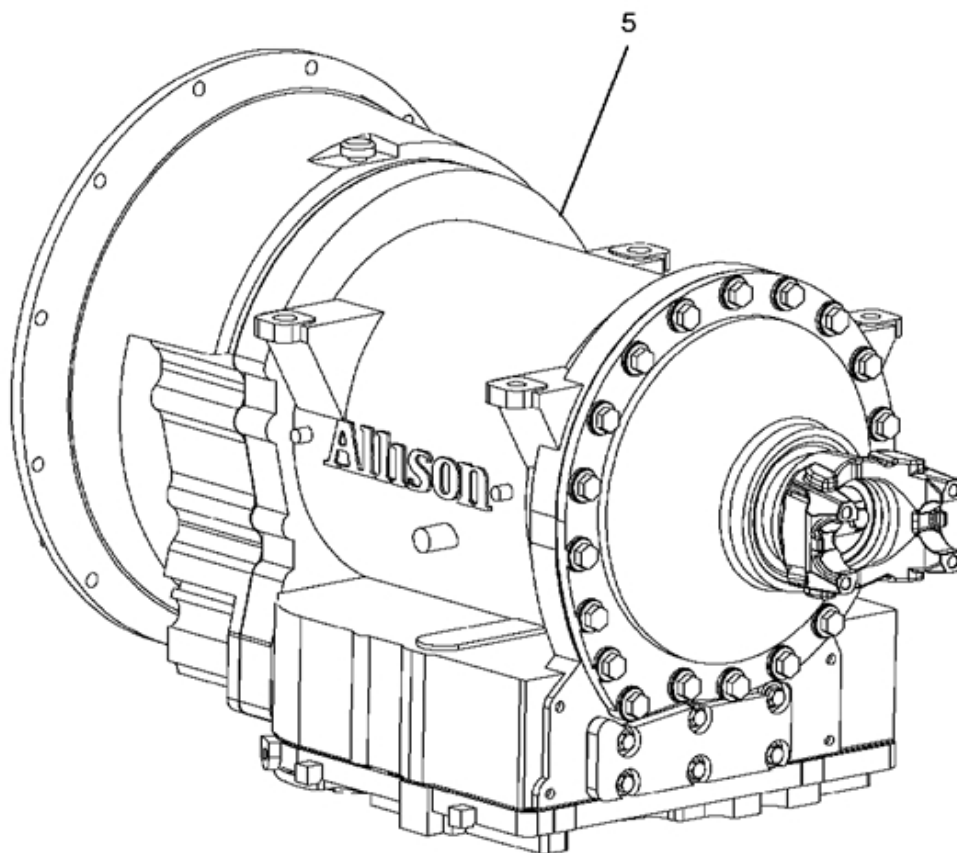


FIG. 12-12  
 TRANSMISSION ASM, ALLISON 3000SP

Item	Part Number	Qty	Description
005	2596479C91L	AR	TRANSMISSION ASM, ALLISON 3000SP

FIG. 12-12.1  
TRANSMISSION ASM, ALLISON 3000SP

**NON-ILLUSTRATED  
FIGURE**

FIG. 12-12.1  
TRANSMISSION ASM, ALLISON 3000SP

Item	Part Number	Qty	Description
001	3674297F91	1	MM,XMSN, 13ALH 3000SP_P (MIL S
002	2006132F92	1	CONVERTER,ASM TORQUE 1.98:1
003	2004215F92	1	HOUSING,TORQUE CONVERTER
004	3596059F91	1	MM, XMSN*TRANSMISSION REAR
005	2002147F92	1	KIT,OUTPUT SHAFT YOKE 1710
006	3594187F91	1	MM, XMSN*ITE DT466/DT530/VT365
007	3608600F91	1	MM, XMSN, 4TH GEN CONTROLS 300
008	3820470F91	1	MM,XMSN ECU, 3000 SP-STD
009	3609478F91	1	MM,XMSN ECU, 2200 GOV SPEED &
010	3609488F91	1	MM,XMSN ECU, WTEC SHIFT SCHEDU
011	3803770F92	1	MM,XMSN ECU, 3000/4000 SP114
012	3612171F91	1	XMSN ECU,ALLSN N/RETARDER GEN4
013	3609496F91	1	MM,XMSN ECU, N/TRANS RETARDER,
014	3612175F91	1	XMSN ECU,ALLSN W/EXHAUST BRAKE
015	3612180F91	1	XMSN ECU,ALLSN,OSS 600/590 RPM
016	3817238F91	1	XMSN ECU,160000-CRASH/RESCUE/M
880		RF	NOTE: ASM BELOW COMPRISED OF ABOVE COMPONENTS
881	2596479C91L	RF	TRANSMISSION ASM, ALLISON 3000SP

FIG. 12-13  
TRANSMISSION CONTROL MODULE ASM

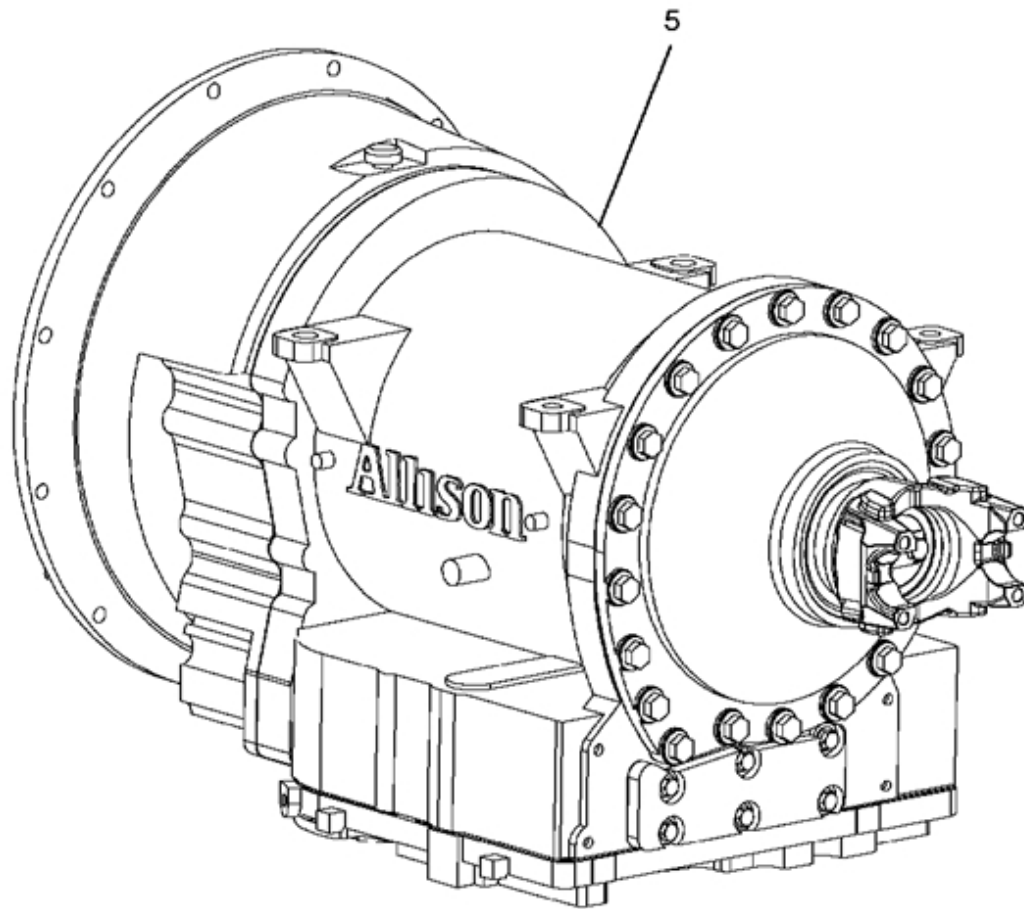


FIG. 12-13  
 TRANSMISSION CONTROL MODULE ASM

Item	Part Number	Qty	Description
005	2596486C91L	AR	MODULE,XMSN ECU

FIG. 12-13.1  
MODULE, XMSN ECU

**NON-ILLUSTRATED  
FIGURE**

FIG. 12-13.1  
MODULE, XMSN ECU

Item	Part Number	Qty	Description
001	3820470F91	1	MM,XMSN ECU, 3000 SP-STD
002	3609478F91	1	MM,XMSN ECU, 2200 GOV SPEED &
003	3609488F91	1	MM,XMSN ECU, WTEC SHIFT SCHEDU
004	3803770F92	1	MM,XMSN ECU, 3000/4000 SP114
005	3612171F91	1	XMSN ECU,ALLSN N/RETARDER GEN4
006	3609496F91	1	MM,XMSN ECU, N/TRANS RETARDER,
007	3612175F91	1	XMSN ECU,ALLSN W/EXHAUST BRAKE
008	3612180F91	1	XMSN ECU,ALLSN,OSS 600/590 RPM
009	3612182F91	1	MM,XMSN ECU, OMIT ABR#9 - MISC
010	3612183F91	1	MM,XMSN ECU, OMIT ABR#10 - TOR
011	3817238F91	1	XMSN ECU,160000-CRASH/RESCUE/M
012	3612185F91	1	MM,XMSN ECU, OMIT ABR#12 ENGIN
880		RF	NOTE: ASM BELOW COMPRISED OF ABOVE COMPONENTS
881	2596486C91L	RF	MODULE,XMSN ECU



FIG. 12-14  
WINCH, FRONT CROSSMEMBER FOR FLAT BACK COWL

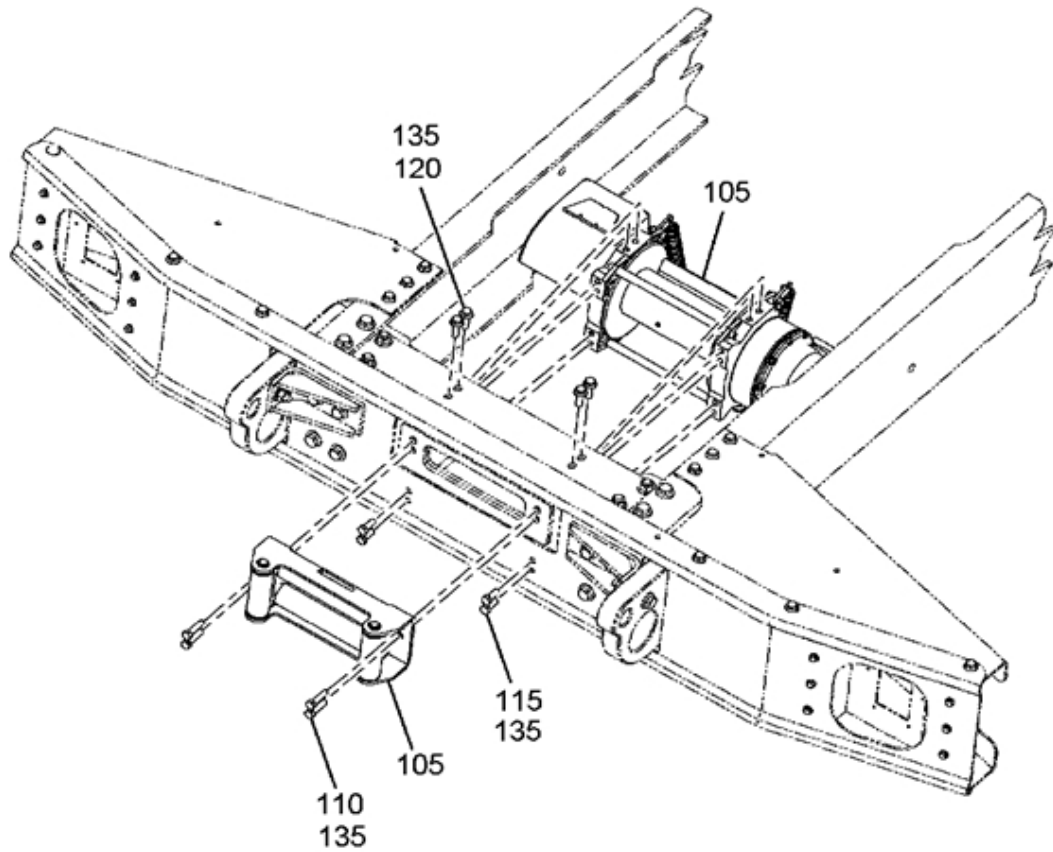


FIG. 12-14  
WINCH, FRONT CROSSMEMBER FOR FLAT BACK COWL

Item	Part Number	Qty	Description
105	3673295C91	1	WINCH,ASM CARRIER FRONT
110	1697666C1	4	BOLT,HH 12MM X 45MM
115	30042R1	4	BOLT, M12 X 30 PHC CLASS 10.9
120	30745R2	4	BOLT,M12 X 35 FLG HD
135	423421001	1	SEALANT,LOCTITE RED THD LOCK C

FIG. 12-15  
XMSN MOUNTING, REAR INSTL NGV

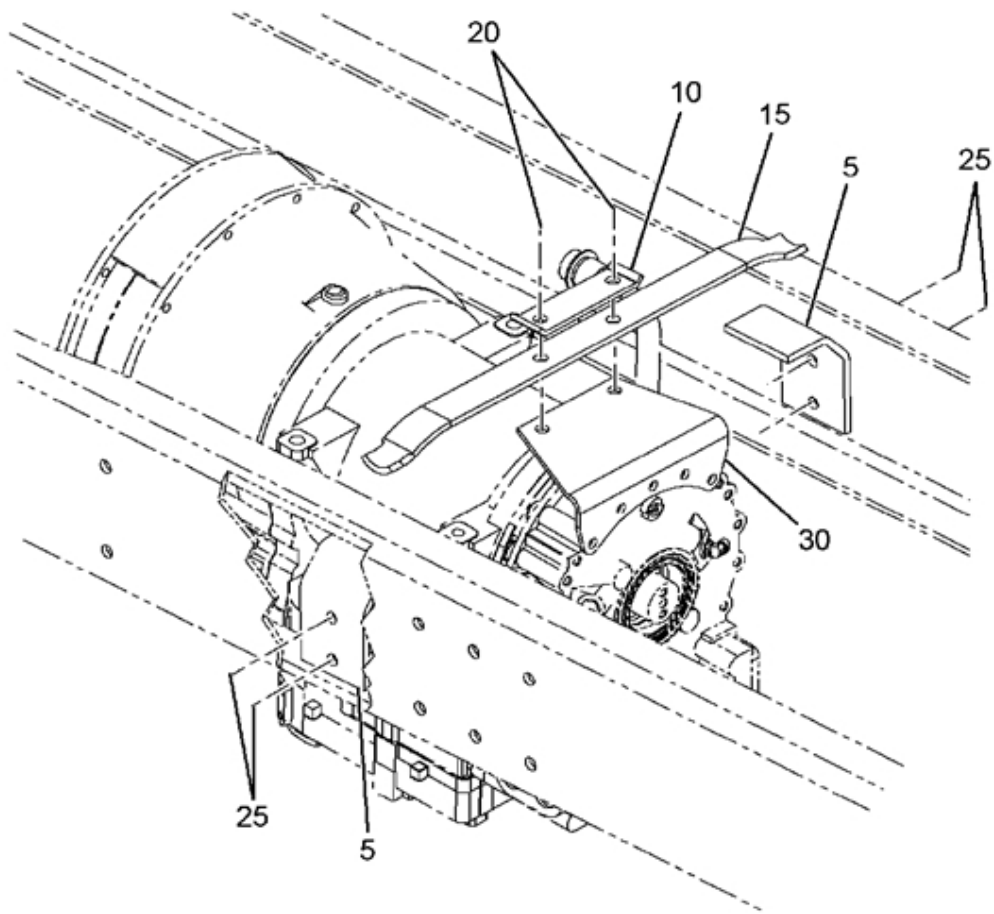


FIG. 12-15  
XMSN MOUNTING, REAR INSTL NGV

Item	Part Number	Qty	Description
005	3535378C2	2	BRACKET,XMSN MTG MAIN*BRACKET,
010	481697C1	1	PLATE,TRANS SHIFT HSG COVER
015	503971C1	1	SPRING,XMSN RR MTG
020	414089C1	2	NUT, FLG HD LK 5/8 NF
	414078C1	2	BOLT,HH FLANGE*5/8-18UNRFX2.0
025	30753R2	4	BOLT, M16 X 60MM PHC FLG CLASS
	30756R1	4	NUT,HEX M16 PRVTRQ

FIG. 12-16  
XMSN WIRING - ENGINE - W/WT AUTO TRANS

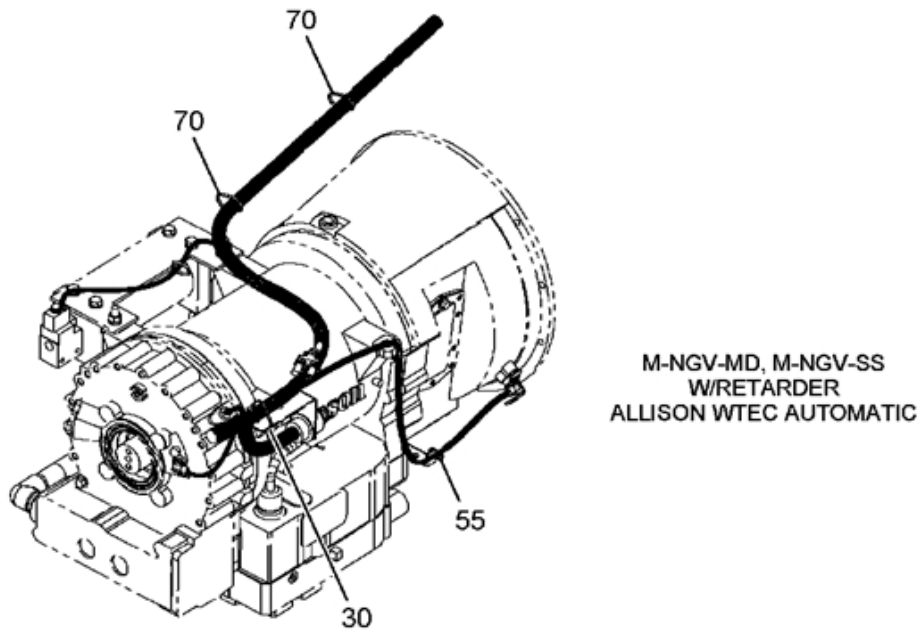
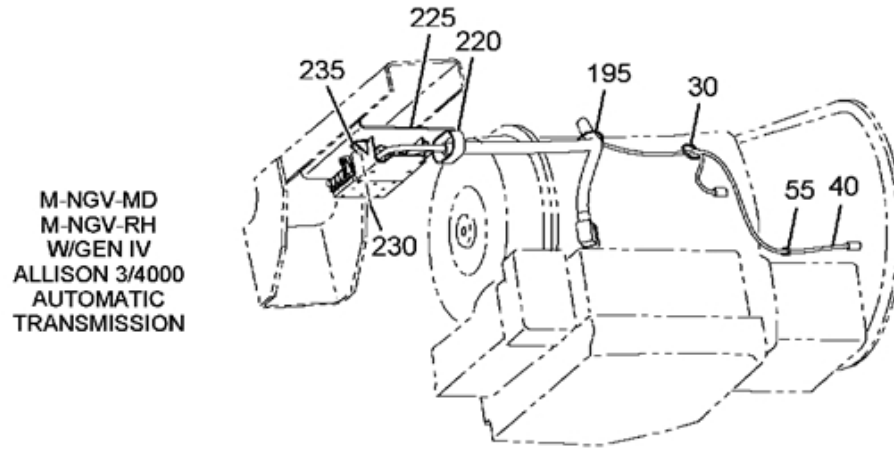
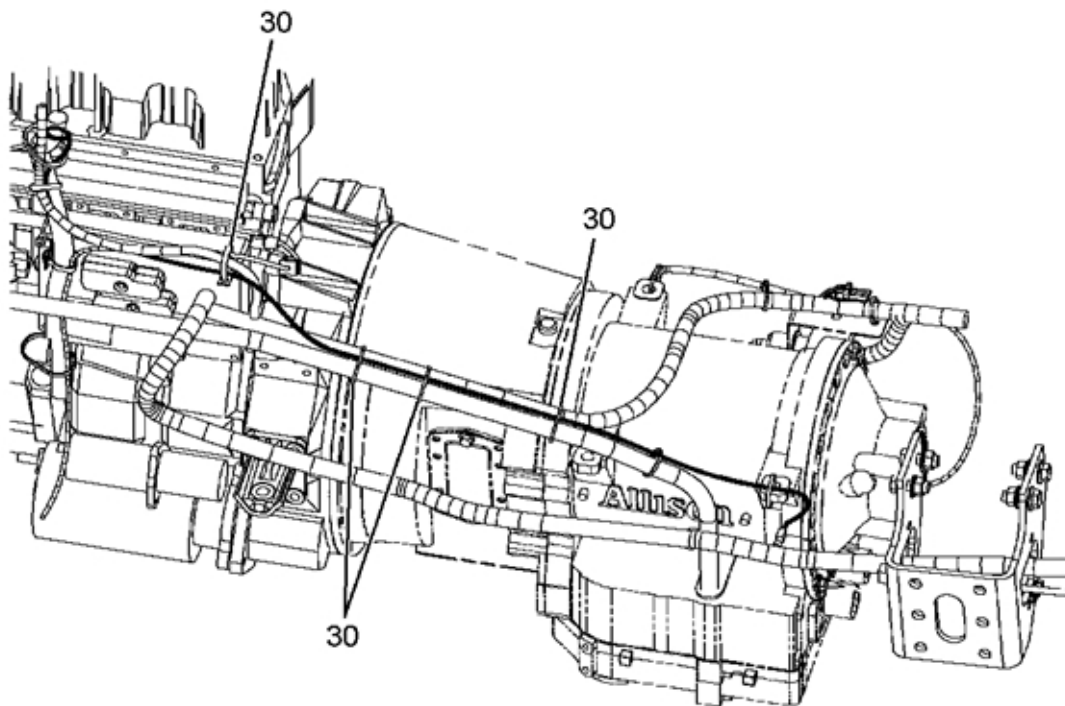


FIG. 12-16  
XMSN WIRING - ENGINE - W/WT AUTO TRANS



DESIGN FOR: M-NGV-SS  
W/TRANSFER CASE OR  
AUX. TRANSMISSION

FIG. 12-16  
XMSN WIRING - ENGINE - W/WT AUTO TRANS

Item	Part Number	Qty	Description
030	306132C1	5	TIE, PLASTIC
040	2000310C1	AR	LOOM,HOSE INSLTR 1.25" X 12"
055	289862C1	1	STRAP
070	306132C1	2	TIE, PLASTIC
195	2041341C1	1	STANDOFF, STRAP
	3526024C2	1	BUTTON,FASTENER CABLE LOCK
220	3544378C1	1	NUT,HEX METRIC PREV. TORQ*M6 H
	501491C1	1	CUSHION CLAMP
	3552155C1	1	PC 10.9 HEX HD CAP SCREW
225	3819470C1	1	BRACE,FRAME MTD,ALLISON G4 TCM
	31084R1	2	NUT,M12 X 1.75-6H FM
	178591	2	WASHER, 1/2 EXT-INT TOOTH LOCK
230	40233R1	3	NUT,HEX FLG METRIC*M6,CLASS 10
235	3607085C1	1	COVER,, COVER FOR LCT XMSN MOD
	40233R1	2	NUT,HEX FLG METRIC*M6,CLASS 10

# Group 13

## Rear Axle



FIGURE 13-1  
7/8" U-BOLTS W/4.62 AXLE WIDTHS

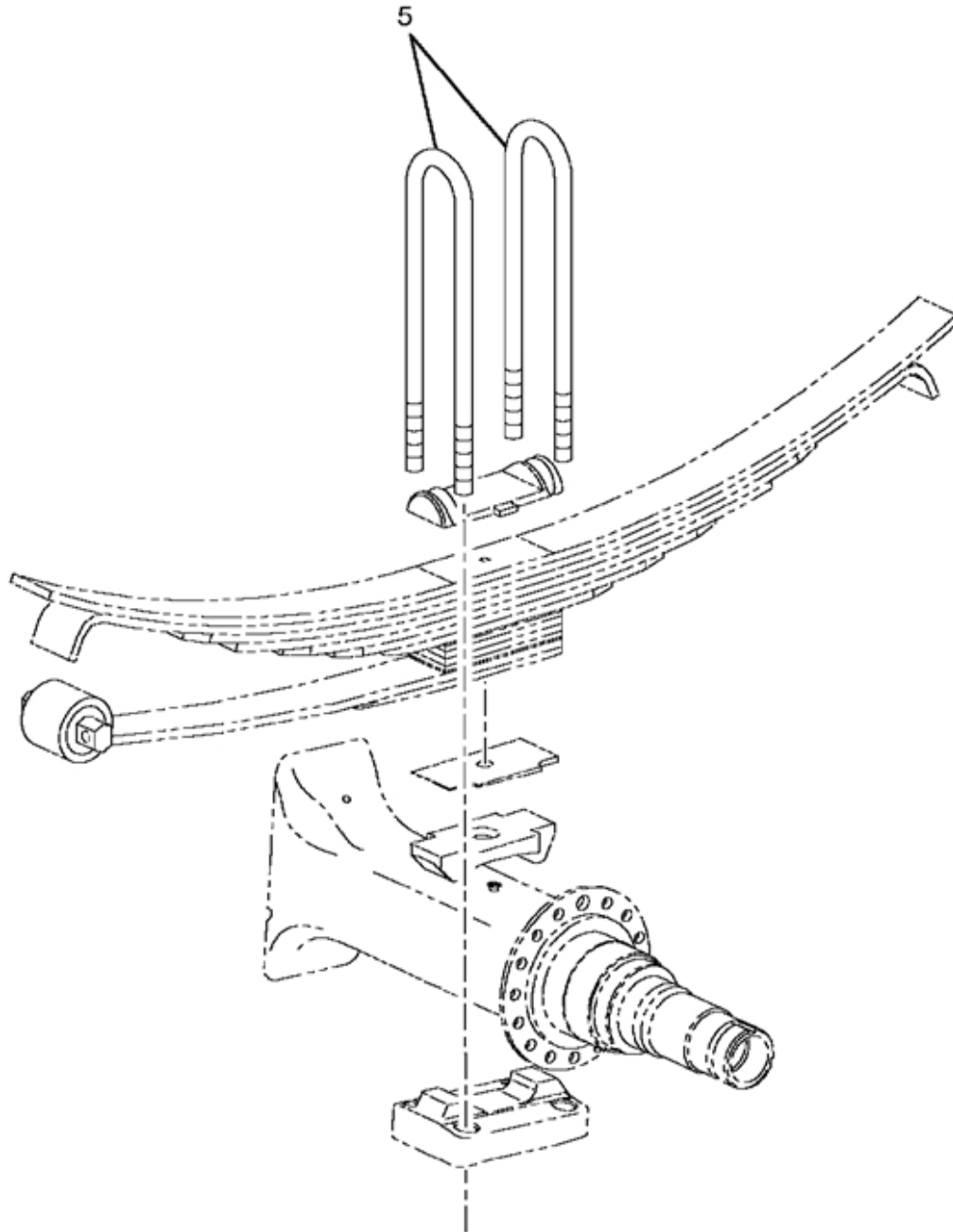


FIGURE 13-1  
7/8" U-BOLTS W/4.62 AXLE WIDTHS

Item	Part Number	Qty	Description
005	3572783C1	4	BOLT,U SPG (065) 7/8 NF X 21

FIGURE 13-2  
REAR AXLE ASM, 14ATU, W/VARI-RATE SUSP

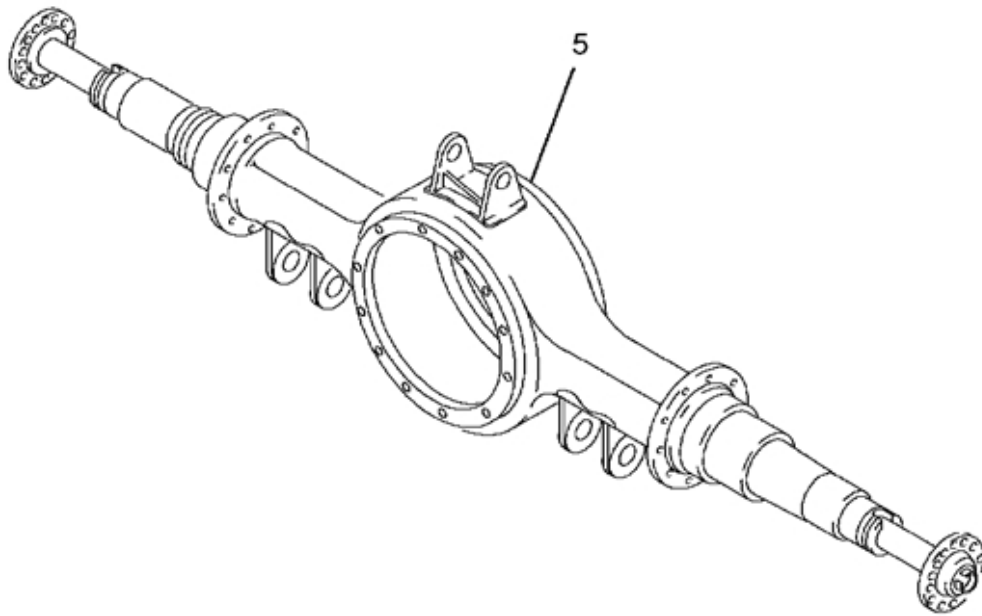


FIGURE 13-2  
REAR AXLE ASM, 14ATU, W/VARI-RATE SUSP

Item	Part Number	Qty	Description
005	2596477C91L 2596477C91L	1	AXLE ASM, REAR

FIGURE 13-2.1  
AXLE ASSY, REAR

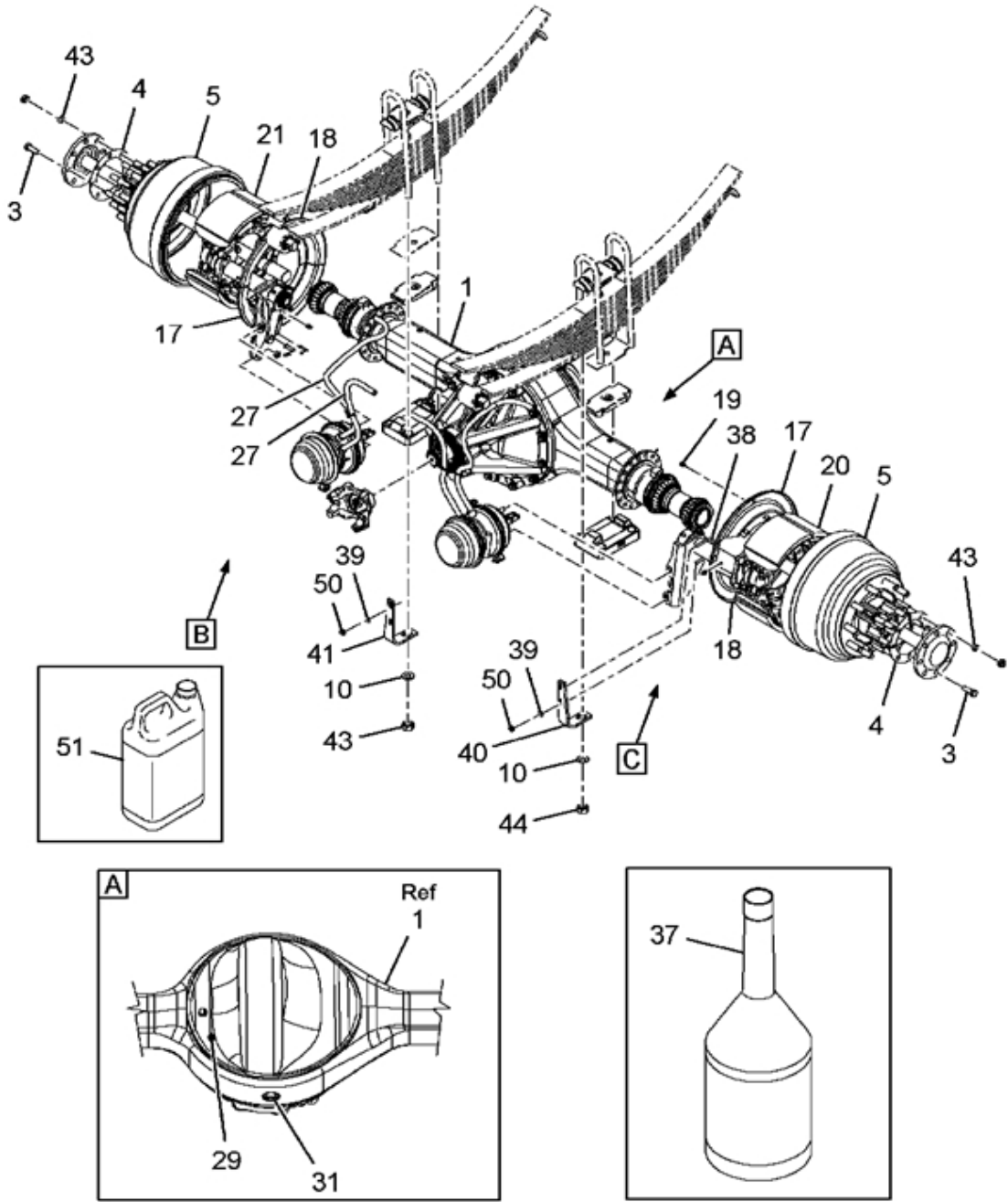


FIGURE 13-2.1  
AXLE ASSY, REAR

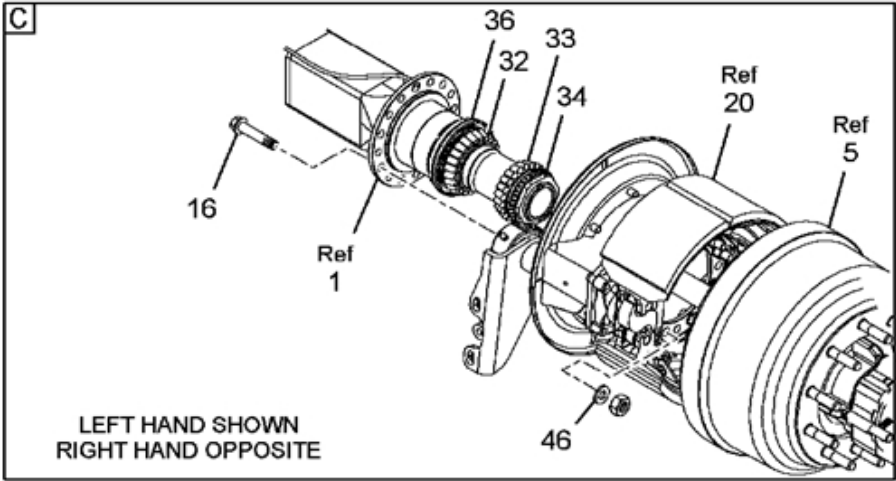
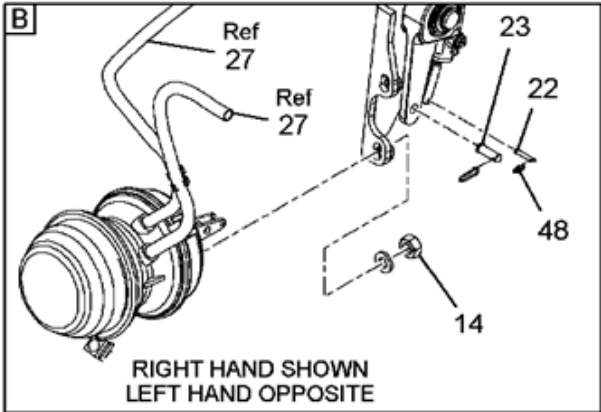


FIGURE 13-2.1  
AXLE ASSY, REAR

Item	Part Number	Qty	Description
001	3671963C91 3671963C91	1	AXLE,ASM RR 4.30 14ATU STLSPR
003	3533677C1	1	BOLT,AXLE SHAFT FLG 5/8NCX1.75
004	3566966C1	1	GASKET,AXLE SHAFT FLG R,T,U
005	3820082C91 3820082C91	1	HUB,REAR WHEEL W/DRUM, STL 335
010	25549R1	1	WASHER,LOCK .938 X1.75X .219 P
014	9412231	1	NUT,HEX LOCK 5/8 NC
016	25051R1	1	BOLT, 5/8-NF X 2 PHC TYPE 8
017	579099C1	1	SHIELD,DUST RT 16.5X7 FOR CAST
018	579098C1	1	SHIELD,DUST LT 16.5X7 FOR CAST
019	69480R91	1	BOLT,W/LOCK WASHER
020	3672187C91	1	BRAKE,GROUP REAR LT 16.5X7.0
021	3672188C91	1	BRAKE,GROUP REAR RT 16.5X7.0
022	1689440C1	1	PIN,SLACK ADJUSTER
023	33557V	1	PIN, 1/2 X 1.594 PLN CLEVIS
027	L2643545	1	HOSE,FUEL & OIL 3/8"
029	ETN0507162	1	BREATHER,ASM AXLE HSG W/HOSE
031	586049C1	1	PLUG,MAGNETIC DRAIN 3/4NF
032	3628347C91	1	BEARING,CONE/ROLLERS THRU-HARD
033	3628358C91	1	BEARING,CONE/ROLLERS THRU-HARD
034	2032055C1	1	NUT,RR WHL BRG ADJ (AXILOK)
036	CR47697	1	SEAL-OIL WHEEL
037	2643454R1	1	FLUID,GEAR LUB 85W-140
038	549904C91	1	CLAMP,ASSY EXHAUST 2 1/2 IN
039	25708R1	1	WASHER,FLAT 5/16(.344X.688X.08
040	3551024C1	1	BRACKET,BK CAMSHAFT SUPT*LH
041	3551025C1	1	BRACKET,BK CAMSHAFT SUPT*RH
043	54700R1	1	BUSHING,DOWEL AXLE SHAFT STUD
044	144425H	1	NUT,7/8-NF CAD P/T LOCK TYPE
046	25711R1	1	WASHER,FLAT .656X1.312X.150 H
048	2024772C1	1	CLIP,SPRING TYPE
050	9413977	1	NUT,HEX LK 5/16NC
051	3812937R1	1	FLUID,BULK TECTYL 518, 1 GAL
800		RF	NOTE: THE FOLLOWING PARTS ARE NON-ILLUSTRATED
801	A5903	1	SPACER,DISC WHEEL HUB
802	1649492C2	1	NUT,WHEEL HUB BOLT M22 X 1.5
803	386170C1	1	STRAP,CABLE LOCK
804	406267C1	1	WASHER,SPECIAL 5/8
805	279025R91	1	CLAMP,NO.6 TYPE F HOSE
806	9411658	1	NUT,HEX LOCK 5/8 NF
807	9411658	1	NUT,HEX LOCK 5/8 NF
880		RF	NOTE: ASM BELOW COMPRISED OF ABOVE COMPONENTS
881	2596477C91L	RF	AXLE ASM, REAR

FIGURE 13-2.2  
AXLE,ASM RR 4.30 14ATU STLSPR, MERITOR

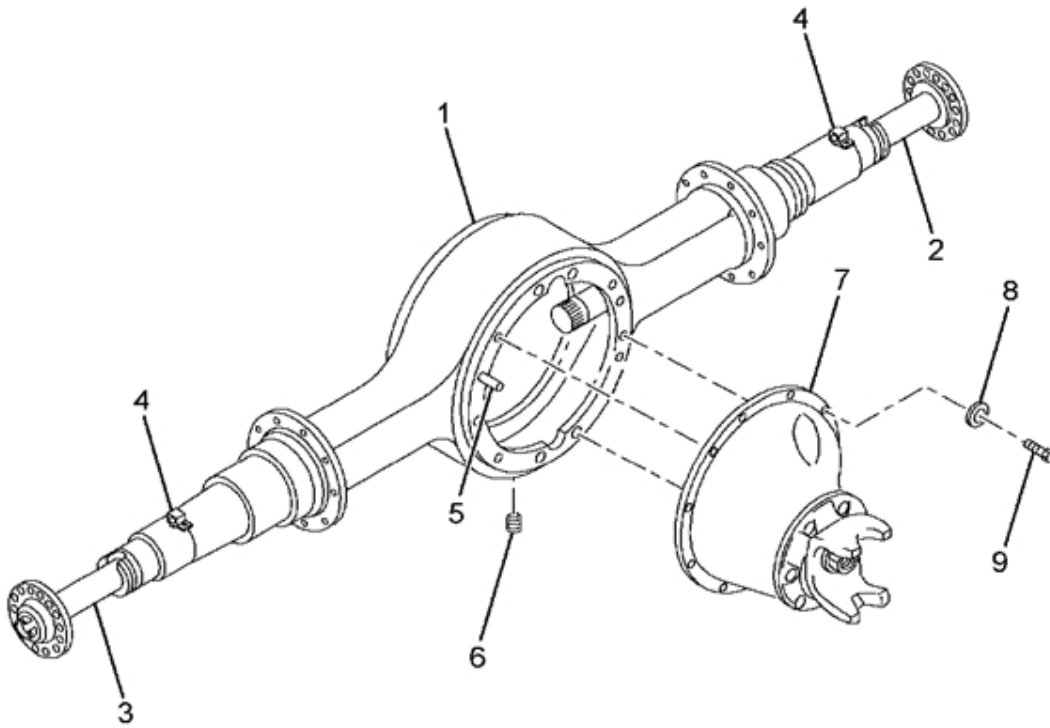




FIGURE 13-2.2  
 AXLE,ASM RR 4.30 14ATU STLSPR,MERITOR

Item	Part Number	Qty	Description
001	2596155C1	1	HOUSING,REAR AXLE 23160
002	1665482C1	1	SHAFT, RR AXLE
003	2596160C1	1	SHAFT,RR AXLE
004	2255A1145	2	BLOCK, SENSOR
005	139214R1	2	PIN,DOWEL SPRING SEAT
	1646938C1	2	PIN,DOWEL SPRING SEAT
006	586049C1	1	PLUG,MAGNETIC FILLER
007	2596156C91	1	DIFFERENTIAL,ASM STD
	2596156C91		
			4.30,14ATU-MERITOR
008	226846R1	12	WASHER,FLAT 5/8 BRK MTG
009	1695182C1	8	BOLT,DIFF CARR TO HSG SHORT
	1695795C1	4	BOLT,DIFF CARR TO HSG LONG
800		RF	NOTE: THE FOLLOWING PARTS ARE NON-ILLUSTRATED
801	2508303C1	1	YOKE,DEFLECTOR ASSY SPL140
880		RF	NOTE: ASM BELOW COMPRISED OF ABOVE COMPONENTS
881	3671963C91	RF	AXLE,ASM RR 4.30 14ATU STLSPR,MERITOR

FIGURE 13-2.3  
DIFFERENTIAL, ASM STD 4.30,14ATU-MERITOR

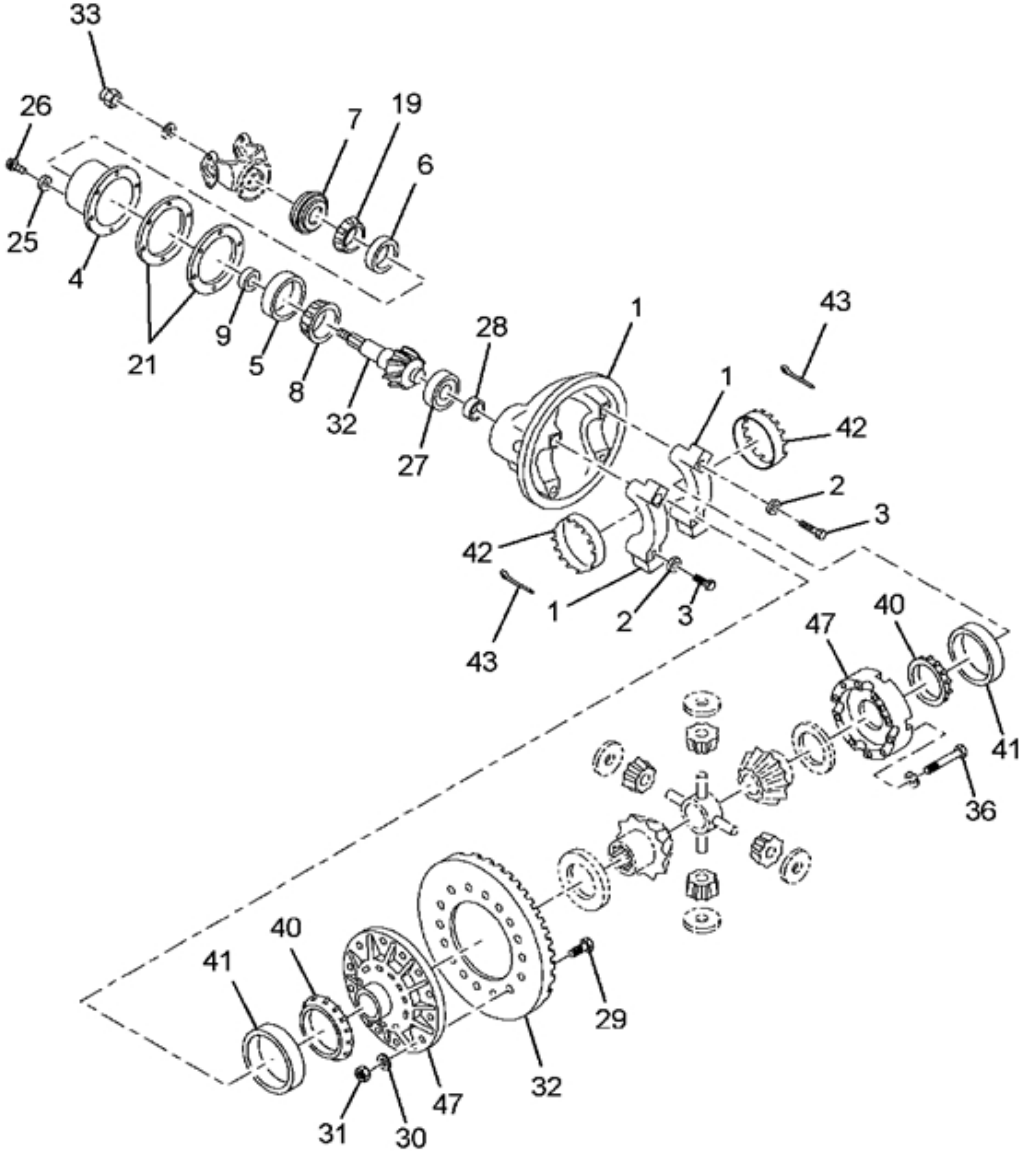


FIGURE 13-2.3  
DIFFERENTIAL, ASM STD 4.30,14ATU-MERITOR

Item	Part Number	Qty	Description
001	1681802C91	1	CARRIER, DIFFERENTIAL W/ BEARING CAPS
002	1653989C1	4	WASHER,FLAT CARR BRG CAP BOLT
003	1691633C1	4	BOLT,HH ADJ LK M8 X 20
004	1656924C91	1	CAGE,PINION W/CUPS
005	FP9220	1	CUP, BEARING PINION
006	2591055C1	1	CUP-TAPER-BRG
007	2590713C1	1	SEAL,OIL PINION
008	FP9278	1	BEARING, CONE PINION
009	1653959C1	AR	SPACER, PINION BEARING .250 RATIO
	1653960C1	AR	SPACER, PINION BEARING .251"
	1653961C1	AR	SPACER, PINION BEARING .252"
	1653962C1	AR	SPACER, PINION BEARING .253"
	1653963C1	AR	SPACER, PINION BEARING .254"
	1653964C1	AR	SPACER,PIN GEAR BRG CAGE 6.50M
	1653965C1	AR	SPACER, PINION BEARING .260"
	1653966C1	AR	SPACER,PIN GEAR BRG CAGE 6.63M
	1653967C1	AR	SPACER, PINION BEARING .262"
	1653968C1	AR	SPACER, PINION BEARING .263"
019	FPHM813843	1	BEARING, CONE INPUT SHAFT
021	1653955C1	AR	SHIM,PIN GEAR BRG CAGE .003
	1653956C1	AR	SHIM,PIN GEAR BRG CAGE .005
	1653957C1	AR	SHIM,PIN GEAR BRG CAGE .008
	1653958C1	AR	SHIM,PIN GEAR BRG CAGE .020
025	2500348C1	8	WASHER,FLAT SPL
026	1697666C1	8	BOLT 12 MM X 45 MM
027	1681803C91	1	BEARING,ASSY REAR PIN 14051
028	1681781C1	1	RING SNAP RR PIN 14051,14GRD
029	1696226C1	12	BOLT,HH M16 X 65MM GR TO CASE
030	226846R1	12	WASHER,FLAT 5/8 BRK MTG
031	1691622C1	12	NUT,HEX LK METRIC M16
032	2596159C91	1	GEAR SET DIFF R&P 4.30
033	1685173C1	1	NUT,HEX LK PINION
036	1670306C1	12	BOLT,HH METRIC M16 X 110MM
040	TM594A	2	BEARING, CONE OUTER
041	TM592A	2	BEARING, CUP OUTER
042	1681827C1	2	ADJUSTER, DIFF BRG
043	1670274C1	2	PIN,DOWEL SPECIAL
047	1681805C91	1	CASE,ASSY DIFF 3.91-4.56 RATIO
800		RF	NOTE: THE FOLLOWING PARTS ARE NON-ILLUSTRATED
801	2592685C91	KT	KIT,BOLTS & SPACERS
		RF	(CONSISTS OF PARTS DENOTED BY A)
802	1653986C91	1	GEAR SET,DIFF SIDE & PINION
	1653986C91		
880		RF	NOTE: ASM BELOW COMPRISED OF ABOVE COMPONENTS
881	2596156C91	RF	DIFFERENTIAL, ASM STD 4.30,14ATU-MERITOR

FIGURE 13-2.4  
GEAR SET, DIFF SIDE & PINION, MERITOR

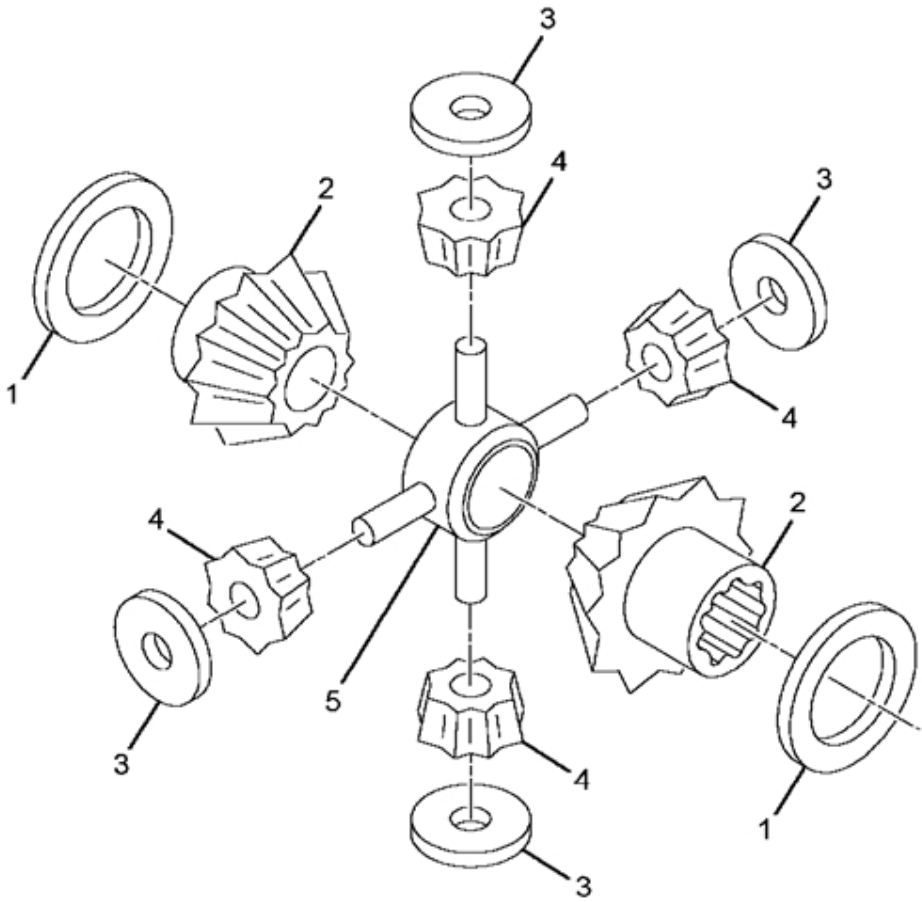


FIGURE 13-2.4  
 GEAR SET, DIFF SIDE & PINION, MERITOR

Item	Part Number	Qty	Description
001	1653954C1	2	WASHER,THRUST SIDE GEAR
002	1653975C1	2	GEAR,DIFF SIDE
003	1653953C1	4	WASHER,THRUST PINION GEAR
004	1694556C1	4	GEAR,DIFF SPIDER RS23160
005	1653981C91	1	SPIDER,DIFF
880		RF	NOTE: ASM BELOW COMPRISED OF ABOVE COMPONENTS
881	1653986C91	RF	GEAR SET,DIFF SIDE & PINION,MERITOR

FIGURE 13-2.5  
HUB, REAR WHEEL W/DRUM, STL 335

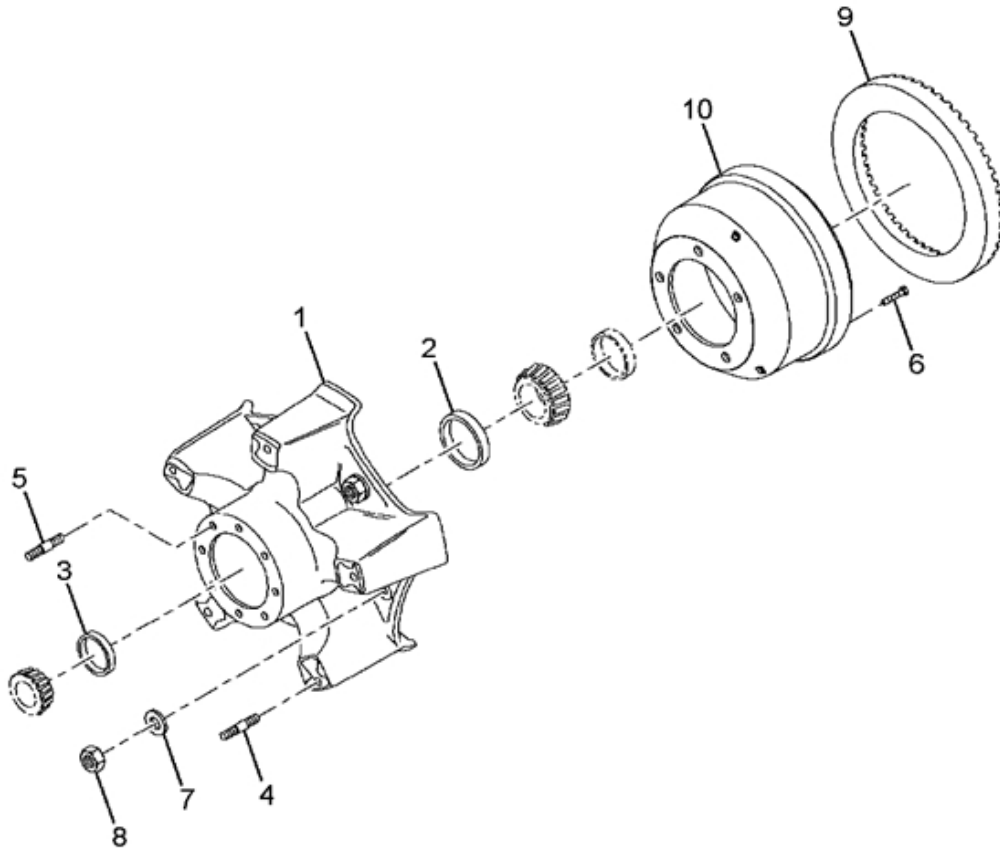


FIGURE 13-2.5  
HUB, REAR WHEEL W/DRUM, STL 335

Item	Part Number	Qty	Description
001		1	HUB, MACHINED
	2596464C91	1	HUB,REAR WHL W/ CUPS & STUDS
002	FP592A	1	BEARING,CUP-OUTER
003	FP572	1	CUP, BEARING WHEEL
004	2596466C1	10	STUD,WHEEL M22 X 1.5MM
005	2596465C1	8	STUD,AXLE 5/8-18UNF 5/8-11UNC
006	2596467C1	10	BOLT,HH 5/8-11UNC X 1.75"
007	2596468C1	10	WASHER,FLAT 5/8" PLATED
008		RF	NUT BRAKE DRUM MOUNTING
009	2503654C1	1	RING, EXCITER REAR
010	2596463C1	1	DRUM,REAR BRAKE 16.5 X 7
880		RF	NOTE: ASM BELOW COMPRISED OF ABOVE COMPONENTS
881	3820082C91	RF	HUB,REAR WHEEL W/DRUM, STL 335

FIGURE 13-3  
SPEEDO & MISC. ATTACHMENTS

NON-ILLUSTRATED  
FIGURE



FIGURE 13-3  
SPEEDO & MISC. ATTACHMENTS

Item	Part Number	Qty	Description
005	2643454R1	39	FLUID,GEAR LUB 85W-140

FIGURE 13-4  
SUSPENSION AND MTG, W/CROSSMEMBER

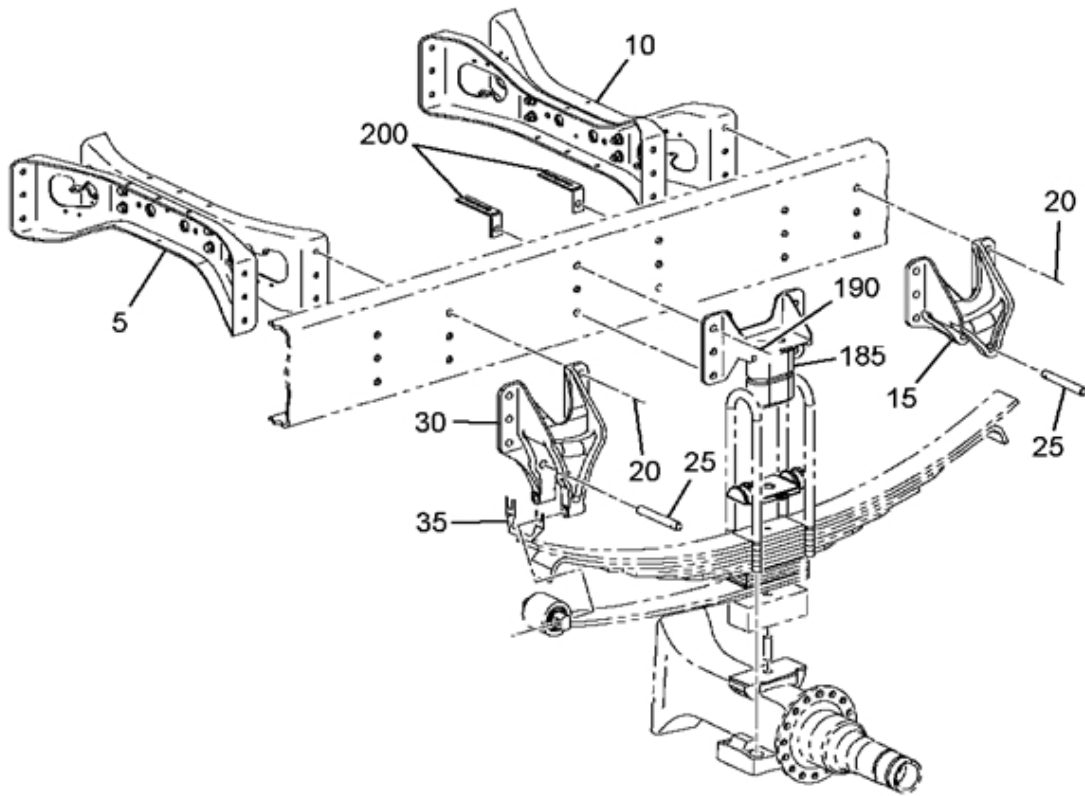


FIGURE 13-4  
SUSPENSION AND MTG, W/CROSSMEMBER

Item	Part Number	Qty	Description
005	1664559C92	1	C MEMBER
	1664559C92		
010	1664559C92	1	C MEMBER
	1664559C92		
015	3548741C1	1	BRACKET,RR SPRG LT RR VARIRATE
	3548742C1	1	BRACKET,RR SPRG RT RR VARIRATE
020	1518209C1	24	BOLT,HUCK 5/8 DIA
	1518213C1	24	COLLAR, HUCK 5/8 DIA.
025	103391	4	PIN, 1/8 X 2-1/2 PLN COTTER
	206258R3	4	PIN,REBOUND
030	3548740C1	1	BRACKET,RR SPRG RT FRT VARIRAT
	3548739C1	1	BRACKET,RR SPRG LT FRT VARIRAT
035	30756R1	4	NUT,HEX M16 PRVTRQ
	590752C1	2	SHIM,AXLE ALIGNMENT .119
	488917C1	2	SHIM,AXLE ALIGNMENT .030
	488916C1	2	SHIM,AXLE ALIGNMENT .056
	31078R1	4	BOLT, M16 X 120 PHC CL 10.9 FL
	1516023C1	2	SHIM, AXLE ALIGNMENT .010
185	3554212C93	2	SPRING,ASSY CHASSIS AUX 2.3"
	3554212C93		
190	1518213C1	8	COLLAR, HUCK 5/8 DIA.
	1518209C1	8	BOLT,HUCK 5/8 DIA
200	2034206C1	2	EXTENSION,CLIP

FIGURE 13-4.1  
C MEMBER

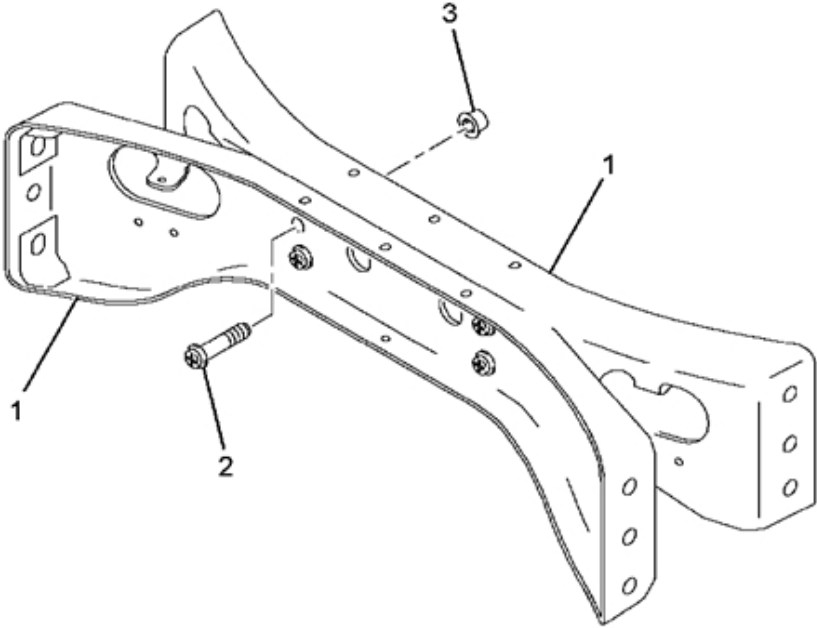


FIGURE 13-4.1  
C MEMBER

Item	Part Number	Qty	Description
001	1660093C3	2	CROSSMEMBER
002	3508419C1	4	BOLT, HUCK SPIN FASTENER 1/2"D
	414051C1	4	BOLT, HEX-HD 1/2-20 UNF X 1-1/4
003	1518207C1	4	COLLAR, HUCKSPIN 1/2"
	414087C1	4	NUT, FLG HD LK 1/2-20
800		RF	NOTE: THE FOLLOWING PARTS ARE NON-ILLUSTRATED
801	1660093C3	2	CROSSMEMBER
802	1660093C3	1	CROSSMEMBER
803	1660093C3	1	CROSSMEMBER
804	414051C1	4	BOLT, HEX-HD 1/2-20 UNF X 1-1/4
880		RF	NOTE: ASM BELOW COMPRISED OF ABOVE COMPONENTS
881	1664559C92	RF	C MEMBER

FIGURE 13-4.2  
C MEMBER

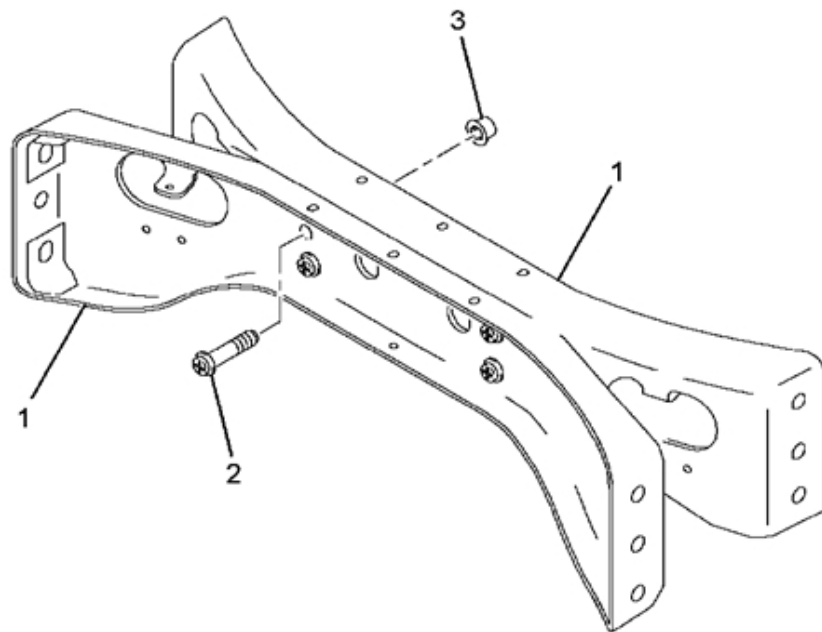


FIGURE 13-4.2  
C MEMBER

Item	Part Number	Qty	Description
001	1660093C3	2	CROSSMEMBER
002	3508419C1	4	BOLT,HUCK SPIN FASTENER 1/2"D
	414051C1	4	BOLT, HEX-HD 1/2-20 UNF X 1-1/4
003	1518207C1	4	COLLAR,HUCKSPIN 1/2"
	414087C1	4	NUT, FLG HD LK 1/2-20
800		RF	NOTE: THE FOLLOWING PARTS ARE NON-ILLUSTRATED
801	1660093C3	2	CROSSMEMBER
802	1660093C3	1	CROSSMEMBER
803	1660093C3	1	CROSSMEMBER
804	414051C1	4	BOLT,HEX-HD 1/2-20 UNF X 1-1/4
880		RF	NOTE: ASM BELOW COMPRISED OF ABOVE COMPONENTS
881	1664559C92	RF	C MEMBER

FIGURE 13-4.3  
SPRING, ASSY CHASSIS AUX 2.3"

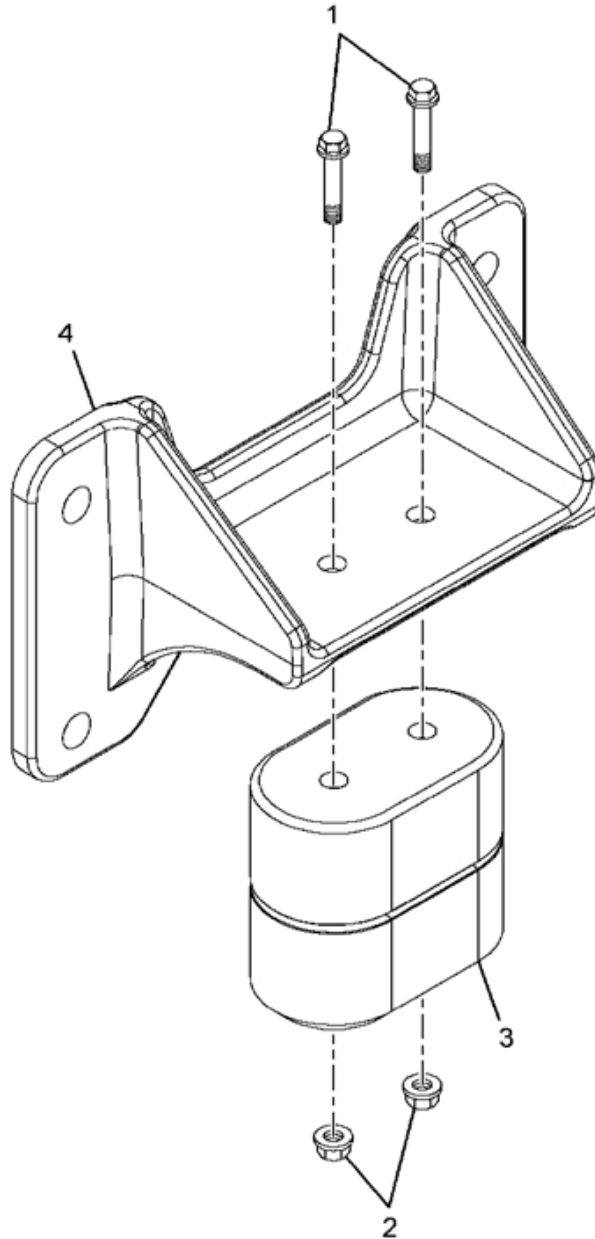




FIGURE 13-4.3  
 SPRING, ASSY CHASSIS AUX 2.3"

Item	Part Number	Qty	Description
001	30747R2	2	BOLT,HEX FLG HD METRIC M12X45
002	31084R1	2	NUT,M12 X 1.75-6H FM
003	3554205C2	1	SPRING,RUBBER AUX 4500 LB CAP.
004	3555020C2	1	BRACKET,AUX SPRING CAST
880		RF	NOTE: ASM BELOW COMPRISED OF ABOVE COMPONENTS
881	3554212C93	RF	SPRING,ASSY CHASSIS AUX 2.3"

FIGURE 13-5  
SUSPENSION MTG, W/SPRINGS AND SEATS

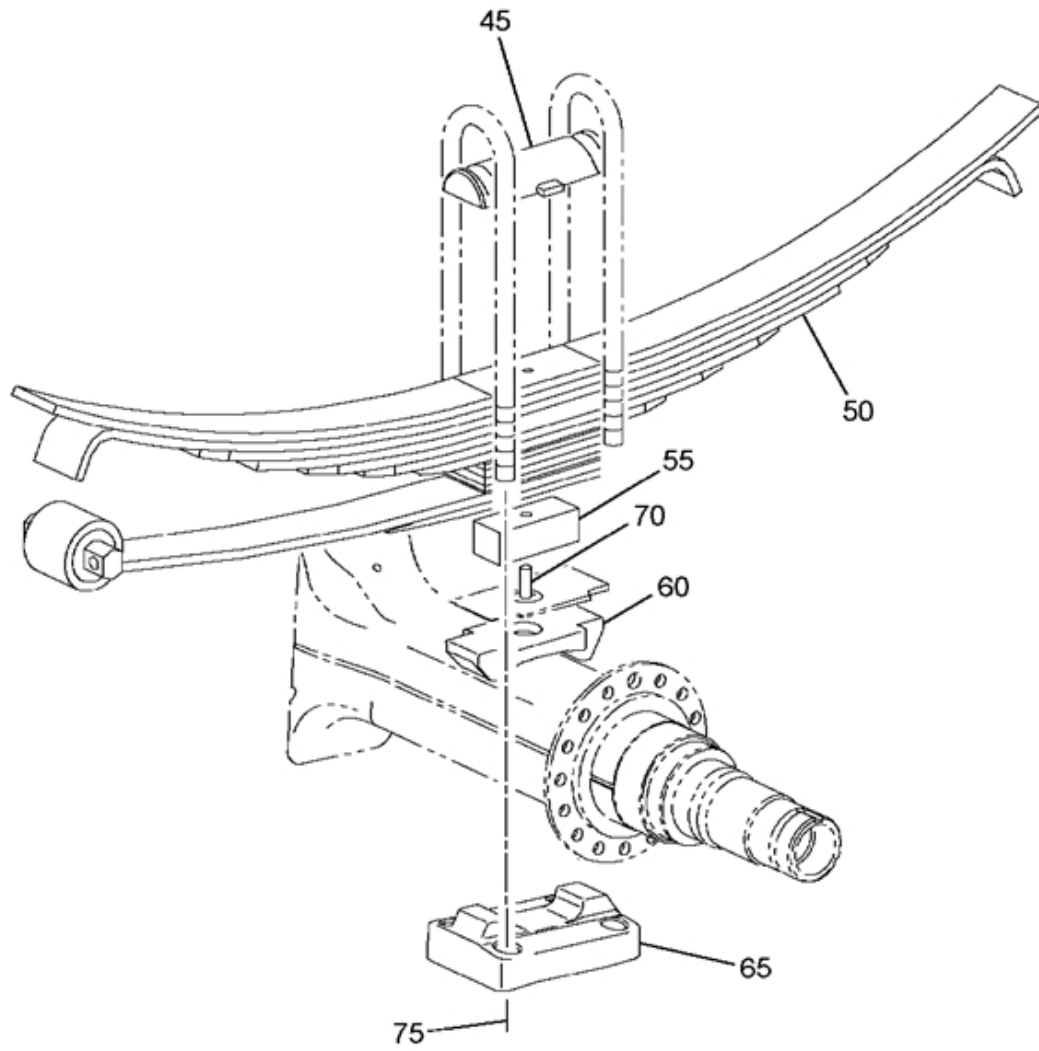


FIGURE 13-5  
SUSPENSION MTG, W/SPRINGS AND SEATS

Item	Part Number	Qty	Description
045	3541539C3	2	SEAT,U BOLT RR SPG SEAT 7/8
050	3534537C91 3534537C91	2	SPRING,CHASSIS REAR 23500#
055	501923C1	2	SPACER,RR SPRING
060	473396C2	1	SEAT,REAR SPRING 4 DEG LT
	473397C2	1	SEAT,REAR SPRING RT 4 DEG
065	1648598C1	2	PLATE,U BOLT REAR SPG 4 DEG
070	40265R1	2	PIN,*HARDENED DOWEL, 3/4 DIA X
075	25549R1	8	WASHER,LOCK .938 X1.75X .219 P
	144425H	8	NUT,7/8-NF CAD P/T LOCK TYPE

FIGURE 13-5.1  
SPRING, CHASSIS REAR 23500#

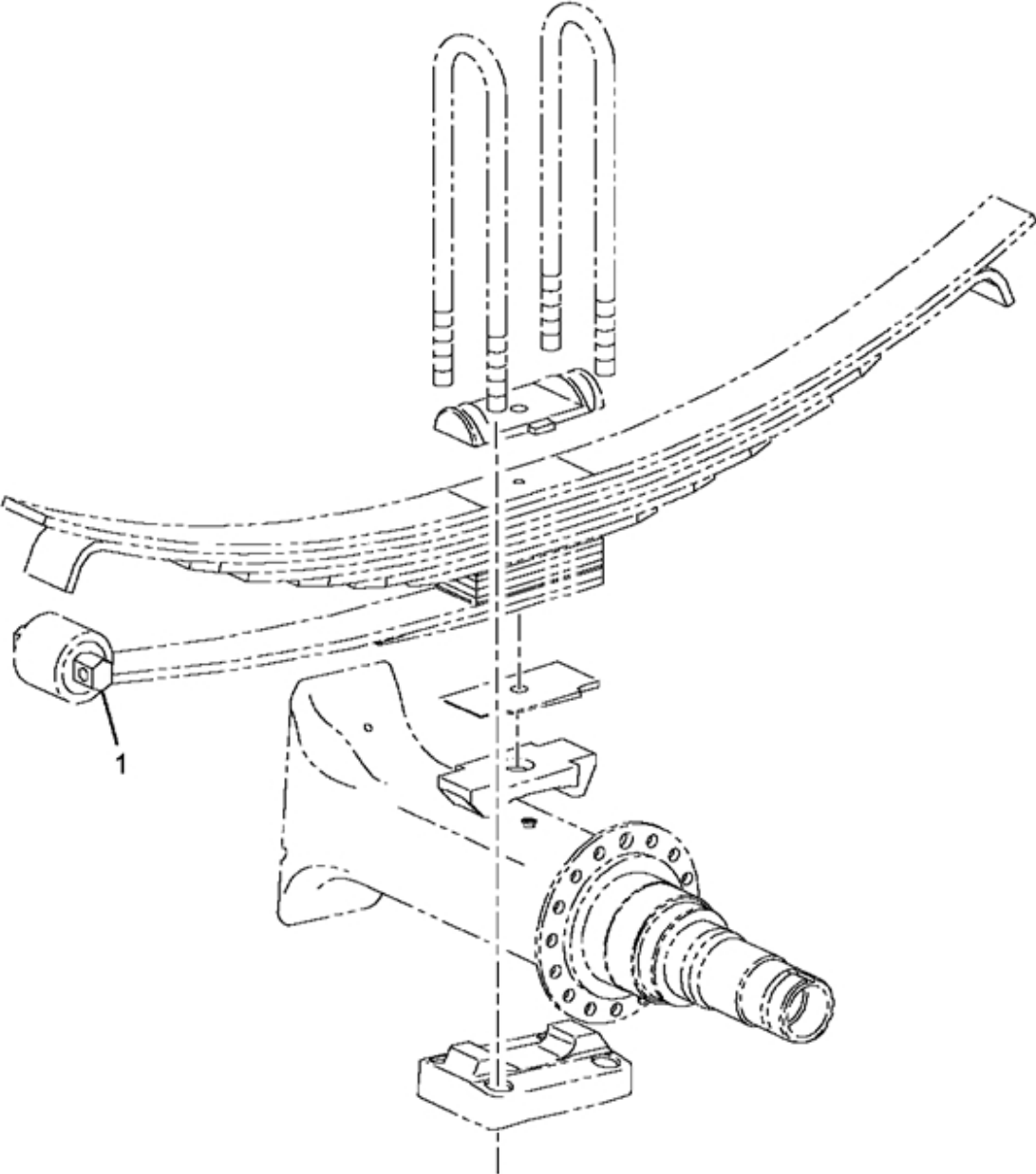


FIGURE 13-5.1  
 SPRING, CHASSIS REAR 23500#

Item	Part Number	Qty	Description
001	3534361C1	1	BUSHING,SPG PIN (RUBBER)
880		RF	NOTE: ASM BELOW COMPRISED OF ABOVE COMPONENTS
881	3534537C91	RF	SPRING,CHASSIS REAR 23500#

# Group 14 Fuel Tanks

FIGURE 14-1  
BRACKET MTG, FUEL TANK LEFT SIDE MOUNTED

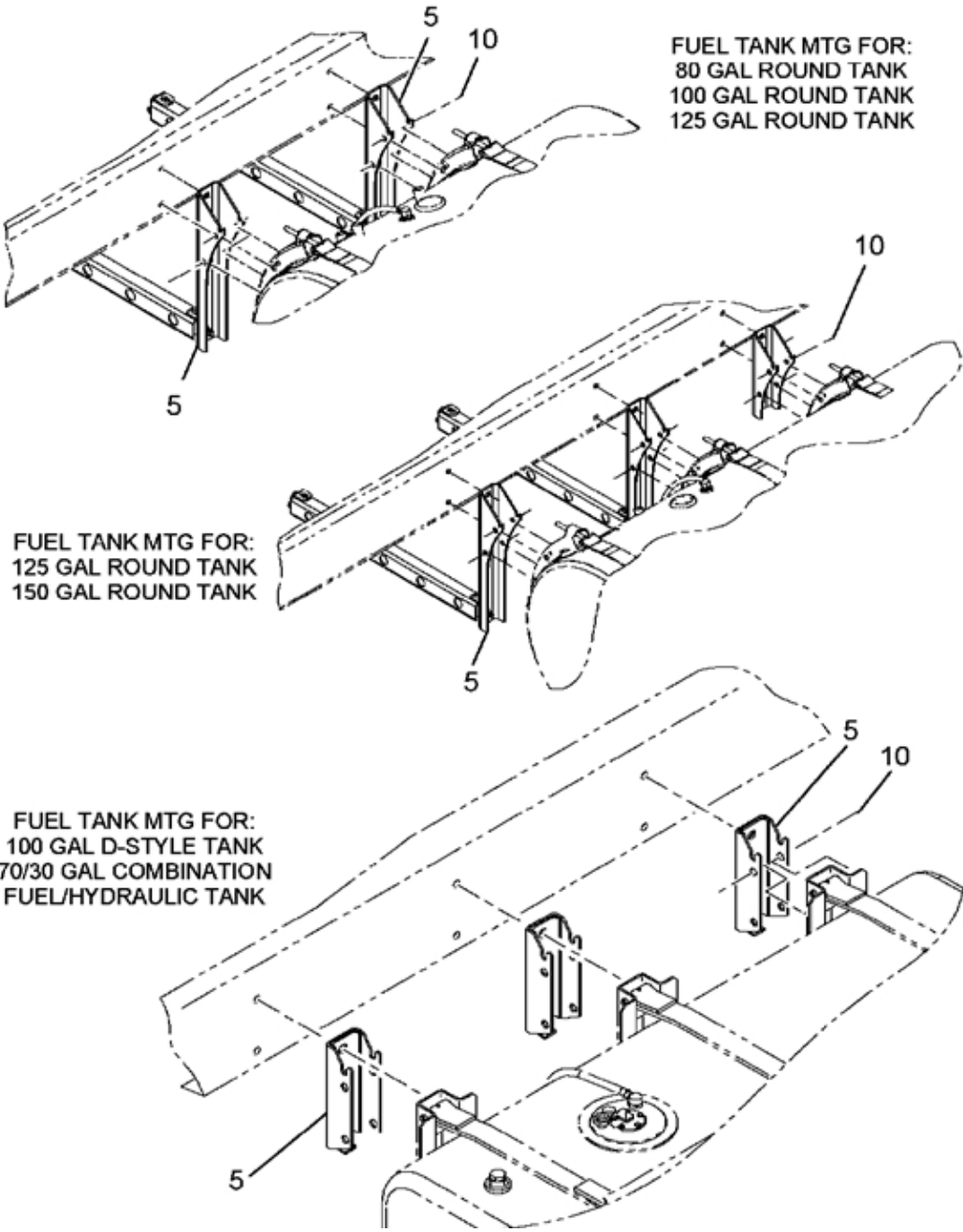


FIGURE 14-1  
BRACKET MTG, FUEL TANK LEFT SIDE MOUNTED

Item	Part Number	Qty	Description
005	1518208C1	4	BOLT,HUCK 5/8 DIA
	3820874C3	2	SUPPORT, FUEL TANK MTG ASSY W/
	1518213C1	4	COLLAR, HUCK 5/8 DIA.
010	3535554C1	4	NUT,HEX METRIC PREV. TORQ*M16
	40250R1	4	BOLT,HEX FLG HD METRIC*M16 X 1



FIGURE 14-2  
FUEL TANK, MODULE; LEFT SIDE MTD TANKS

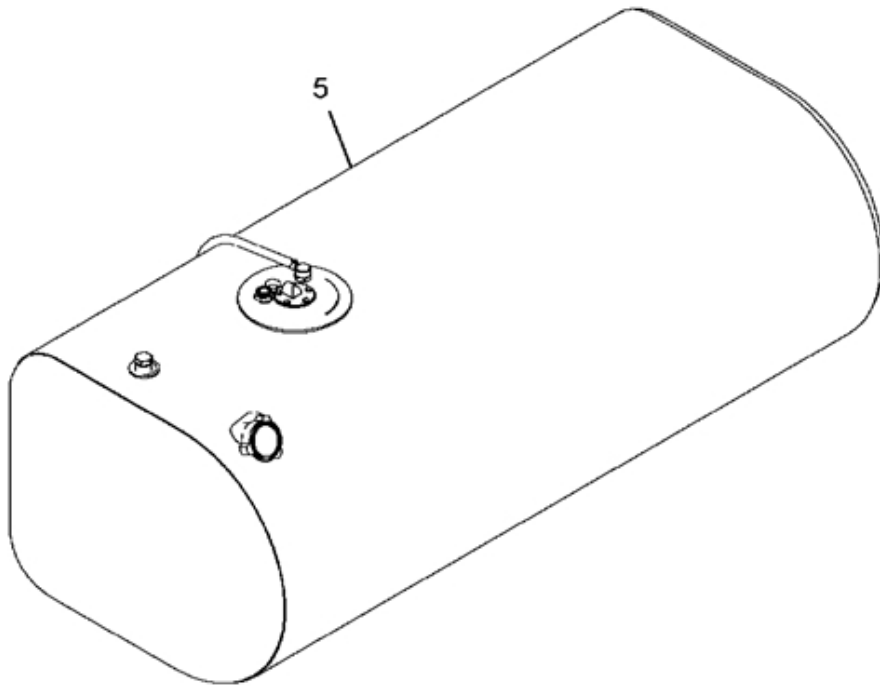


FIGURE 14-2  
FUEL TANK, MODULE; LEFT SIDE MTD TANKS

Item	Part Number	Qty	Description
005	2596483C91L 2596483C91L	1	TANK, FUEL, TRIMMED W/SENDER&CAP

FIGURE 14-2.1  
TANK, FUEL, TRIMMED W/SENDER&CAP

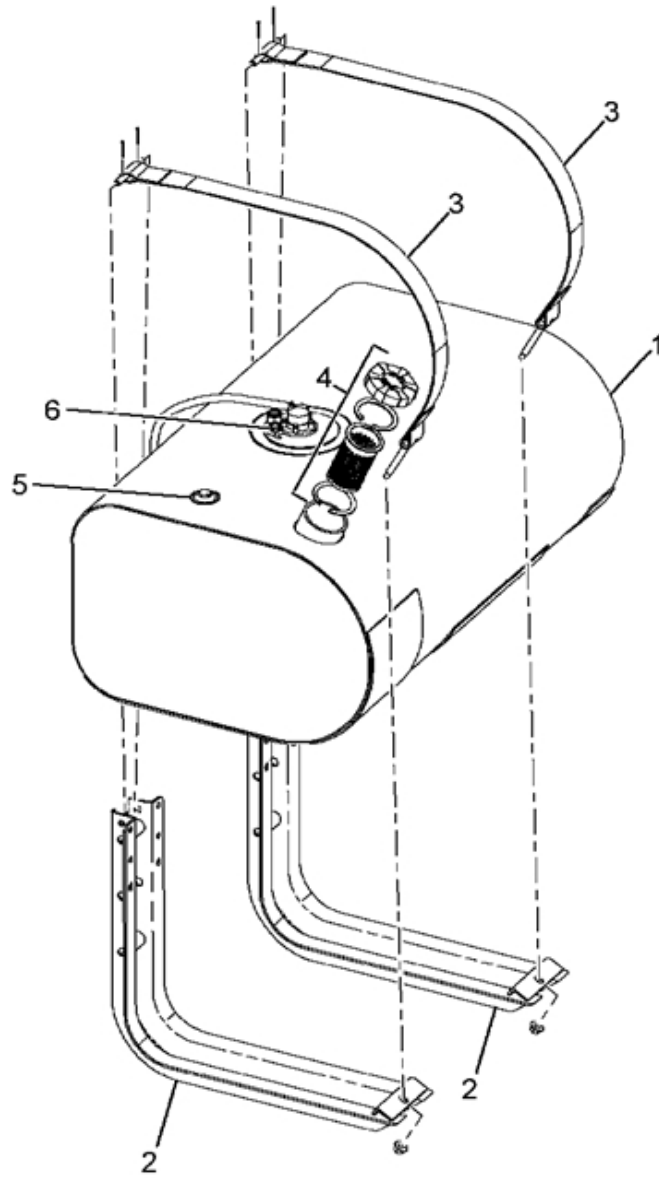


FIGURE 14-2.1  
TANK, FUEL, TRIMMED W/SENDER&CAP

Item	Part Number	Qty	Description
001	3818938F93	1	MM,FUEL TANK, LSM 57G D-STYLE
	3818938F93		
002	3818873F93	1	MM,FUEL TANK, SUPPORTS FOR LSM
	3818873F93		
003	3818875F93	1	MM,FUEL TANK, STRAPS FOR LSM 5
	3818875F93		
004	3819027F91	1	MM,FUEL TANK, LSM 3" CAP, VENT
	3819027F91		
005	3548109F95	1	MM,FUEL TANK*LSM 16" DEEP TANK
	3548109F95		
006	3820802F92	1	MM,FUEL TANK, LSM 57GAL 16IN D
	3820802F92		
800		RF	NOTE: THE FOLLOWING PARTS ARE NON-ILLUSTRATED
801	3546873F91	1	OMIT;TANK,FUEL RSM TANK
802	3546884F91	1	OMIT SUPPORT,FUEL TANK*RSM
803	3546953F91	1	OMIT STRAP,FUEL TANK MTG*RSM
804	3546969F91	1	OMIT STEP,FUEL TANK*RSM
805	3546975F91	1	OMIT STEP,FUEL TANK*LSM
806	3548101F91	1	OMIT CAP,FUEL TNK FLLR NONLOCK
807	3548107F91	1	OMIT SENDER,FUEL TNK GUAGE,RSM
808	3548116F91	1	OMIT TUBE,FUEL TANK IN/OUTLET
880		RF	NOTE: ASM BELOW COMPRISED OF ABOVE COMPONENTS
881	2596483C91L	RF	TANK, FUEL, TRIMMED W/SENDER&CAP

FIGURE 14-2.2  
FUEL TANK, LSM 57G D-STYLE

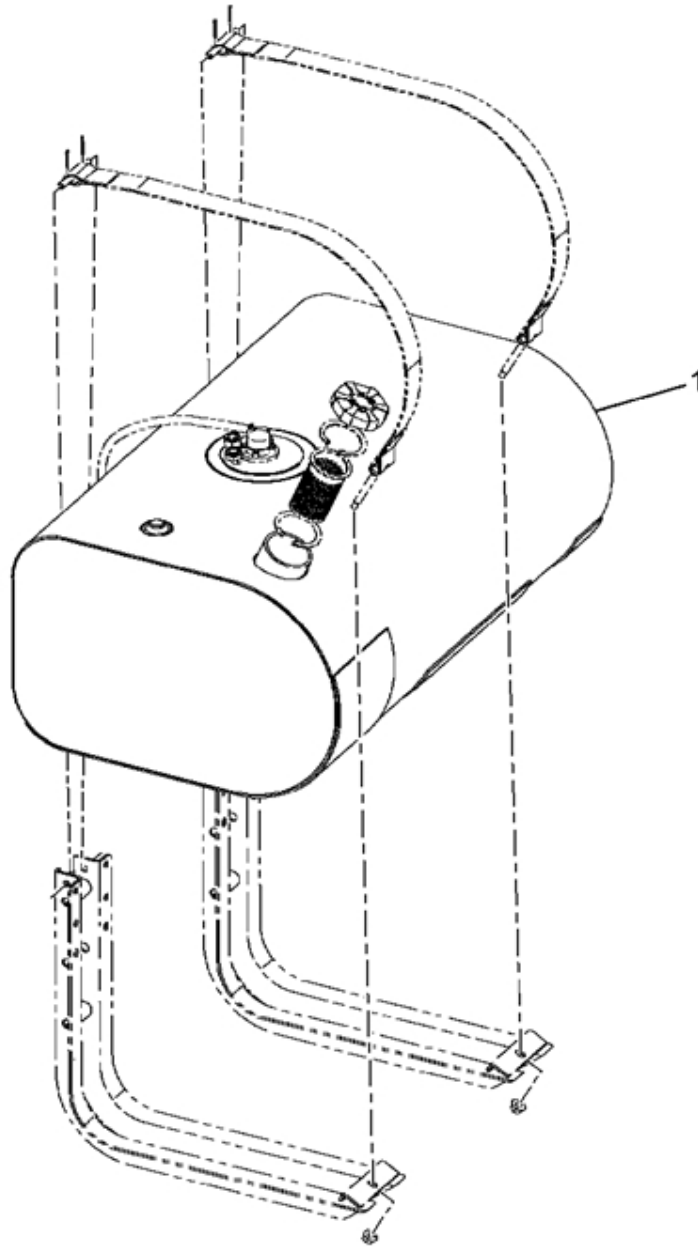


FIGURE 14-2.2  
 FUEL TANK, LSM 57G D-STYLE

Item	Part Number	Qty	Description
001	3819955C93	1	TANK,FUEL, 57G D-STYLE 16" DP
880		RF	NOTE: ASM BELOW COMPRISED OF ABOVE COMPONENTS
881	3818938F93	RF	FUEL TANK, LSM 57G D-STYLE

FIGURE 14-2.3  
FUEL TANK, SUPPORTS FOR LSM

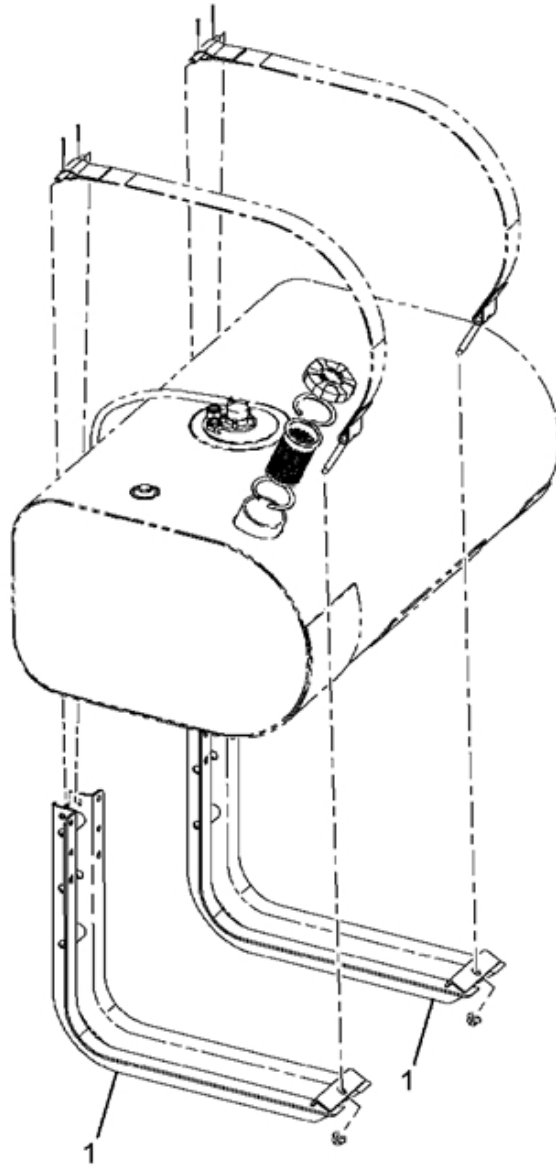


FIGURE 14-2.3  
 FUEL TANK, SUPPORTS FOR LSM

Item	Part Number	Qty	Description
001 880	3820065C3	2 RF	SUPPORT, FUEL TANK ASSY FOR 57 NOTE: ASM BELOW COMPRISED OF ABOVE COMPONENTS
881	3818873F93	RF	FUEL TANK, SUPPORTS FOR LSM



FIGURE 14-2.4  
FUEL TANK, STRAPS FOR LSM 5

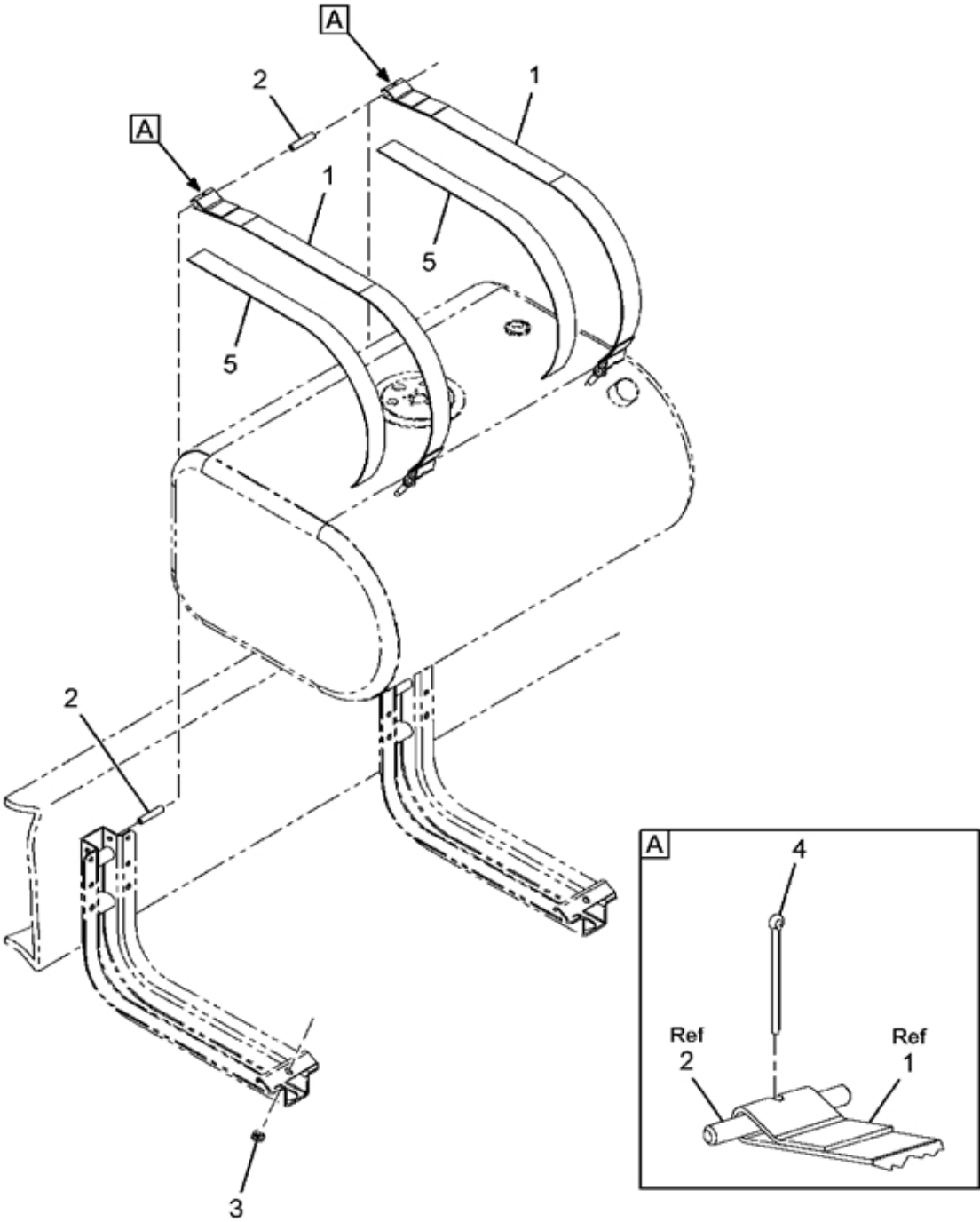


FIGURE 14-2.4  
 FUEL TANK, STRAPS FOR LSM 5

Item	Part Number	Qty	Description
001	3821452C1	2	STRAP,FUEL TANK MTG, FOR 57GA
002	3586802C1	2	PIN, LOCATER FUEL TANK STRAP
003	30755R1	2	NUT, HEX M12 FLANGED
004	103375	4	PIN,3/32 X 1/4 PLN COTTER
005	2643614R1	AR	LINING,FUEL TANK STRAP
880		RF	NOTE: ASM BELOW COMPRISED OF ABOVE COMPONENTS
881	3818875F93	RF	FUEL TANK, STRAPS FOR LSM 5

FIGURE 14-2.5  
FUEL TANK, LSM 3" CAP, VENT

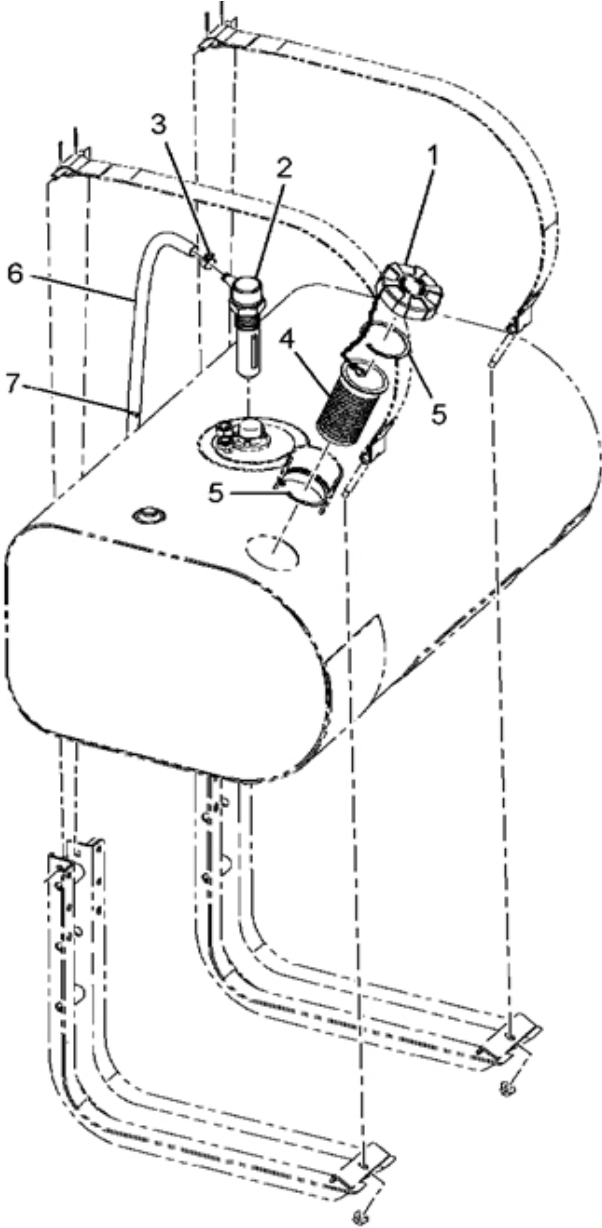


FIGURE 14-2.5  
FUEL TANK, LSM 3" CAP, VENT

Item	Part Number	Qty	Description
001	3591619C1	1	CAP,FUEL TANK FILLER NON LOCKI
002	3548222C1	1	VENTILATOR, FUEL FULL FUNCTION
003	279025R91	1	CLAMP,NO.6 TYPE F HOSE
004	2040852C1	1	SCREEN,FUEL TK 3" ANTI-SYPHON
005	292810C1	2	RING, SNAP INTERNAL 3.418"
006	L2643544	AR	HOSE,FUEL & OIL 5/16
007	289862C1	1	STRAP
880		RF	NOTE: ASM BELOW COMPRISED OF ABOVE COMPONENTS
881	3819027F91	RF	FUEL TANK, LSM 3" CAP, VENT

FIGURE 14-2.6  
FUEL TANK\*LSM 16" DEEP TANK

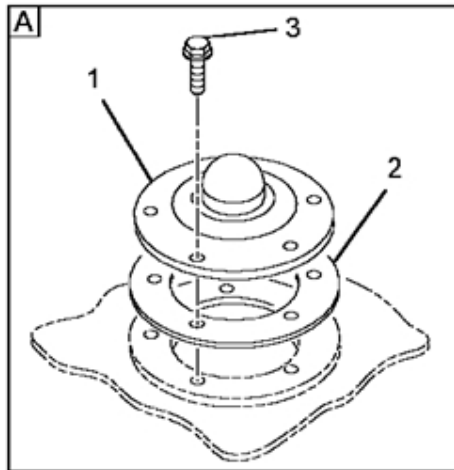
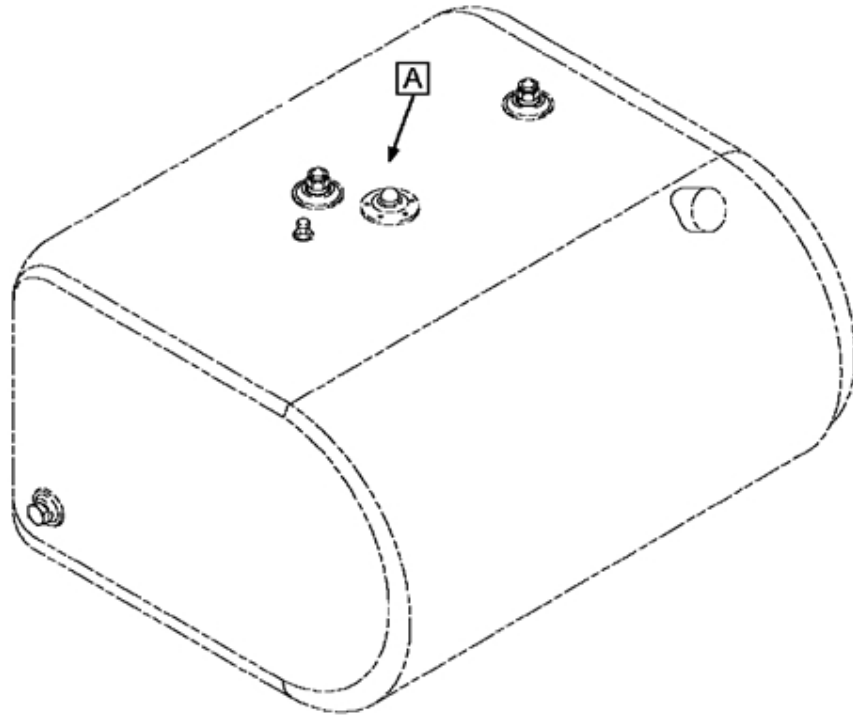


FIGURE 14-2.6  
 FUEL TANK\*LSM 16" DEEP TANK

Item	Part Number	Qty	Description
001	3591593C1	1	GAUGE, FUEL SENDER
002	3591600C1	1	GASKET, FUEL GAUGE SENDER
003	3593564C1	5	HEX HEAD SCREWS 10-32 X 1 1/4
880		RF	NOTE: ASM BELOW COMPRISED OF ABOVE COMPONENTS
881	3548109F95	RF	FUEL TANK*LSM 16" DEEP TANK

FIGURE 14-2.7  
FUEL TANK, LSM 57GAL 16IN D

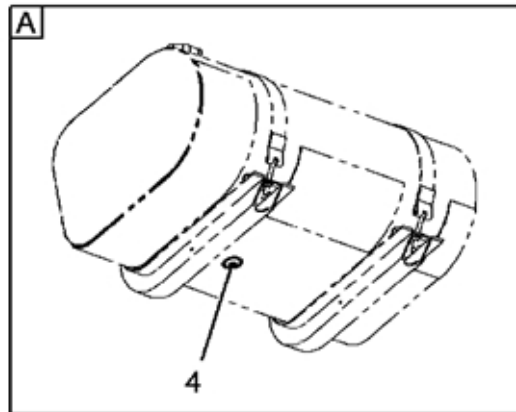
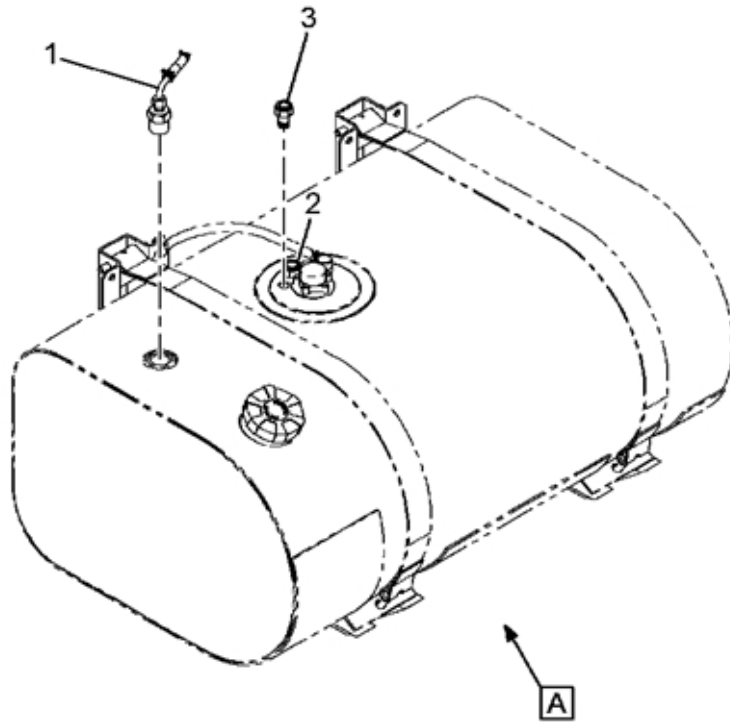


FIGURE 14-2.7  
 FUEL TANK, LSM 57GAL 16IN D

Item	Part Number	Qty	Description
001	3791270C1	1	OUTLET, FUEL TANK,
002	3555277C1	1	OUTLET, FUEL TANK*FUEL TANK OUT
	3555277C1		
003	3535969C1	1	ADAPTER, FUEL TANK FLANGE QUICK
004	444705	1	PLUG, PIPE 1/2-14 HEX SOCKET HEAD
880		RF	NOTE: ASM BELOW COMPRISED OF ABOVE COMPONENTS
881	3820802F92	RF	FUEL TANK, LSM 57GAL 16IN D



FIGURE 14-2.8  
OUTLET, FUEL TANK\*FUEL TANK OUT

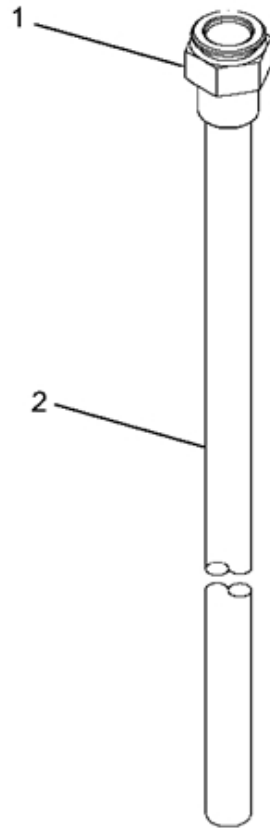


FIGURE 14-2.8  
 OUTLET, FUEL TANK\*FUEL TANK OUT

Item	Part Number	Qty	Description
001	3555272C1	1	FITTING,FUEL OUTLET*1/2 NPTF W
002	3555274C1	1	TUBE,FUEL LINE (PLASTIC OR NYL
880		RF	NOTE: ASM BELOW COMPRISED OF ABOVE COMPONENTS
881	3555277C1	RF	OUTLET,FUEL TANK*FUEL TANK OUT

FIGURE 14-3  
FUEL WATER SEPARATOR MOUNTING

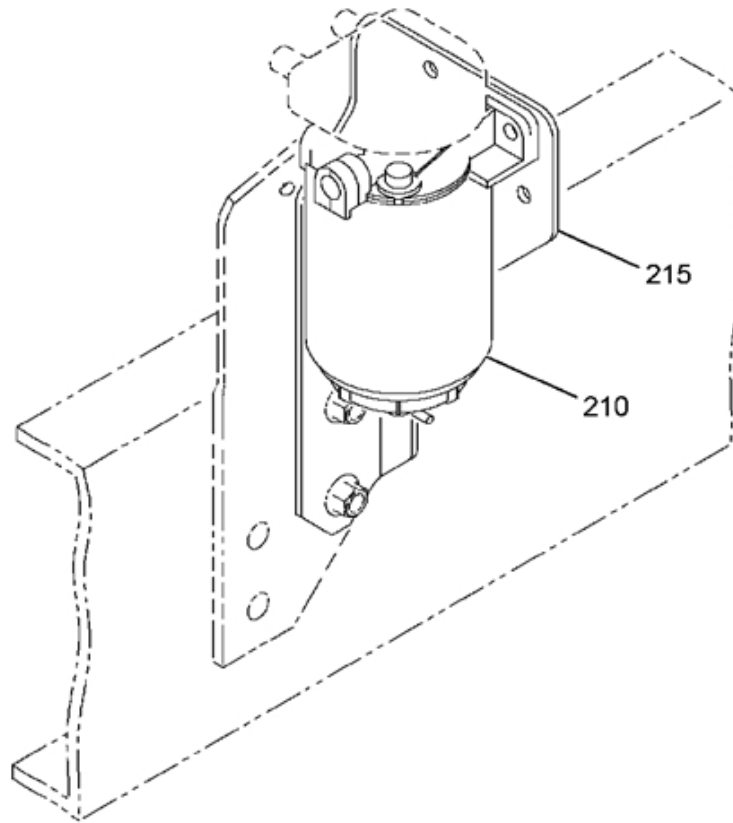


FIGURE 14-3  
FUEL WATER SEPARATOR MOUNTING

Item	Part Number	Qty	Description
210	120382	2	LOCKWASER
	1087486R1	1	MANUAL INSTRUCTION *
	1618386C93	1	FILTER, FUEL
	24840R1	2	BOLT, 3/8 X 1 PHC TYPE 8
215	3819493C1	1	SUPPORT, FUEL FILTER MTG
	30665R2	3	BOLT, M10 X 30MM PHC FLG CLASS
	31083R1	3	NUT, M10 X 1.50 6H FN

FIGURE 14-3.1  
FILTER, FUEL

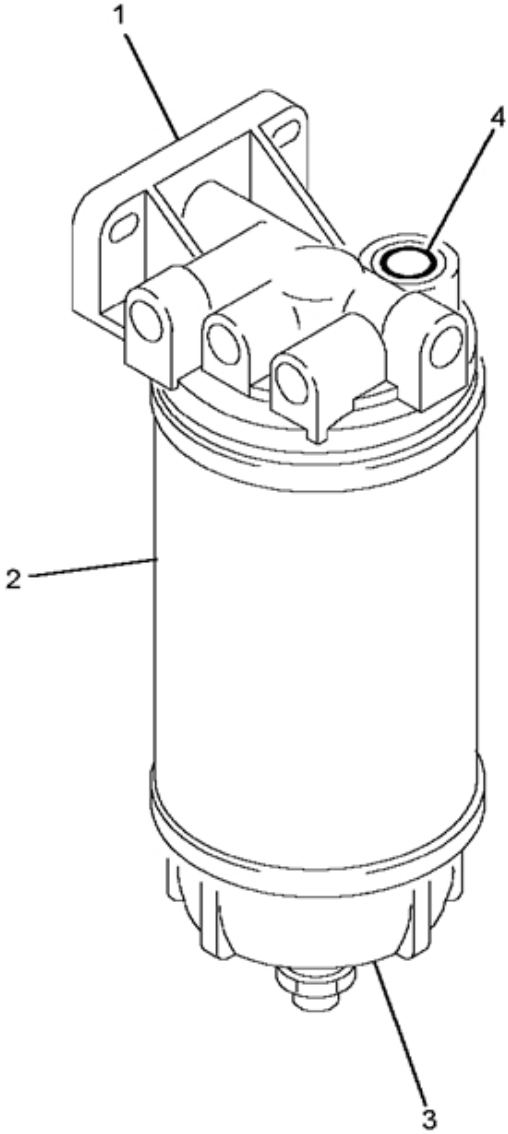


FIGURE 14-3.1  
 FILTER, FUEL

Item	Part Number	Qty	Description
001	1677003C1	1	HEAD, FUEL FILTER
002	1677004C91	1	ELEMENT, FUEL FILTER
003	1677005C91	1	BOWL, FUEL FILTER
	1811052C1	1	RING, O
004	1811053C1	1	RING, O
801	1811495C91	KT	PKG, HEATER AY
	1811495C91		
802	1811490C91	KT	PKG, PROBE WATER SENSOR
803	1677006C91	KT	KIT, GASKET & SEAL
880		RF	NOTE: ASM BELOW COMPRISED OF ABOVE COMPONENTS
881	1618386C93	RF	FILTER, FUEL

FIGURE 14-3.2  
PKG, HEATER AY

NON-ILLUSTRATED  
FIGURE

FIGURE 14-3.2  
 PKG, HEATER AY

Item	Part Number	Qty	Description
001	1811053C1	1	RING,0
002	1809439C1	AR	HEATER,FUEL
880		RF	NOTE: ASM BELOW COMPRISED OF ABOVE COMPONENTS
881	1811495C91	RF	PKG,HEATER AY



FIGURE 14-4  
NGV SS FUEL HOISING

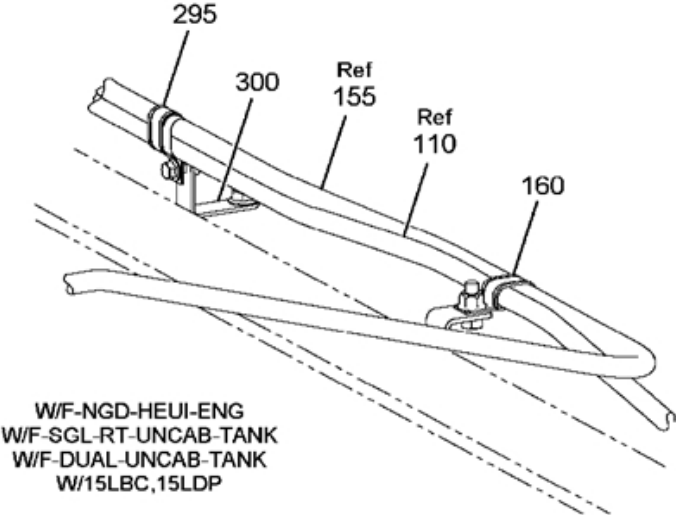
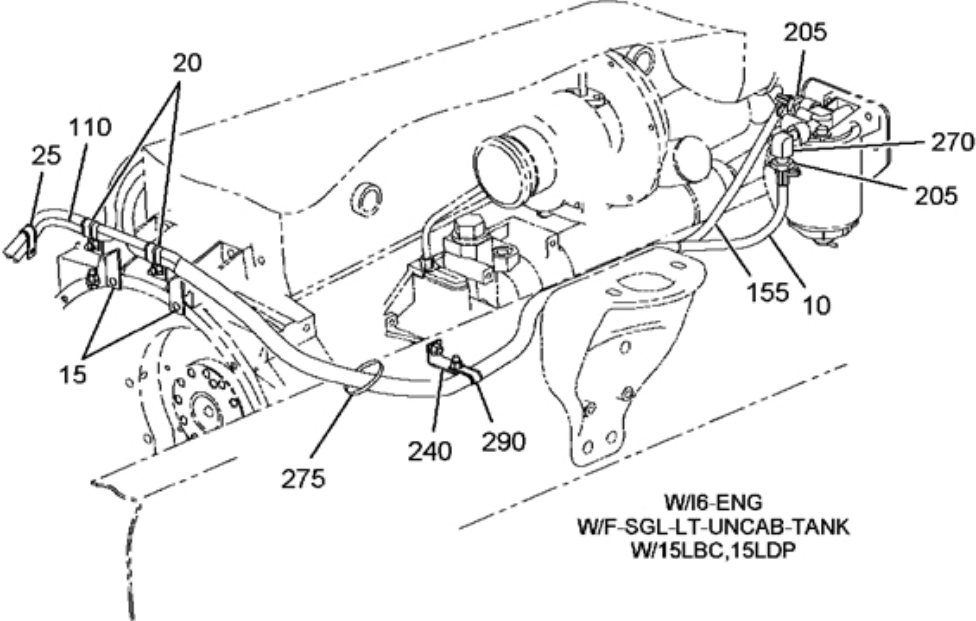


FIGURE 14-4  
NGV SS FUEL HOISING

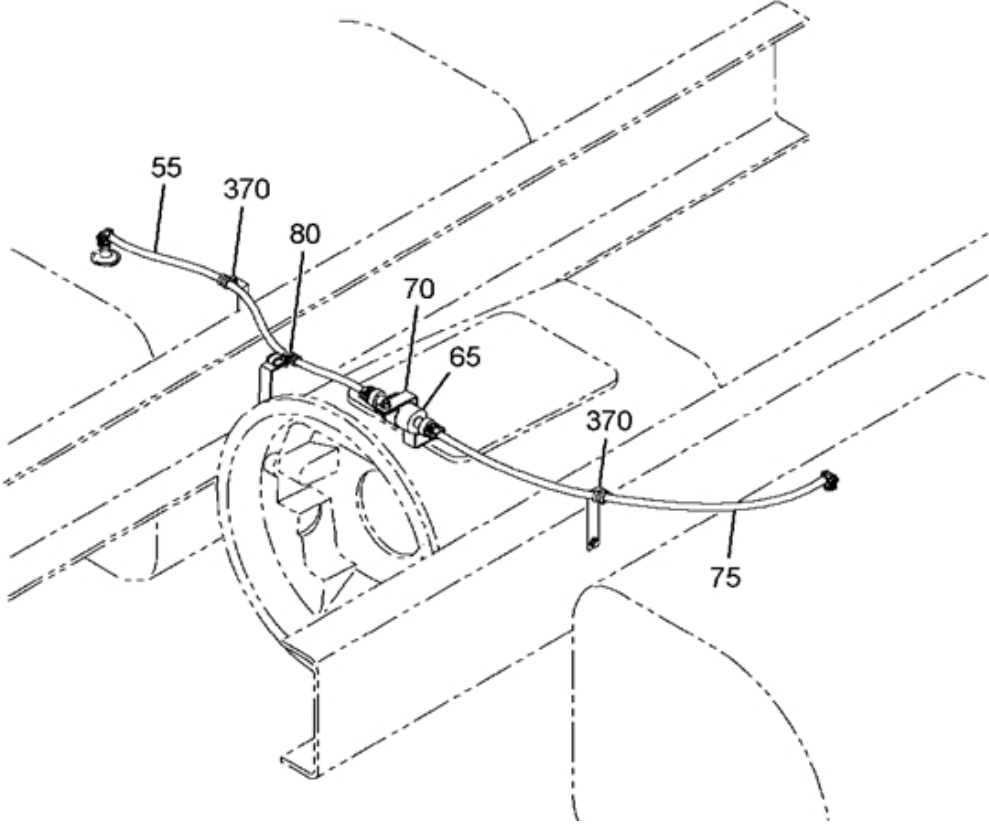


FIGURE 14-4  
NGV SS FUEL HOISING

Item	Part Number	Qty	Description
015	3572001C1	2	EXTENSION,CLIP
020	352356C1	2	CLAMP,
	31054R1	2	BOLT, M8 X 20 PHC CL 8.8 FLG/H
	31082R1	2	NUT,M8X1.25 CLASS 10 PHC FLG
025	352356C1	1	CLAMP,
	31055R1	1	BOLT, M8 X 25 PHC CL 8.8 FLG/H
	31082R1	1	NUT,M8X1.25 CLASS 10 PHC FLG
155	3821643C91	1	TUBE, FORMED FUEL LINE ASSY, F
	AA00002700	1	TUBE, ASSY 1/2" OD BLACK
	BA00001150	1	TUBE, ASSY 1/2" OD SILVER
	2000310C1	AR	LOOM,HOSE INSLTR 1.25" X 12"
160	352356C1	3	CLAMP,
270	444042	1	ELBOW, 3/8-18 PLN AUTO 90D PIP
ZZ1	291207C1	2	STRAP, CABLE LOCK

## FIGURE 14-4.1 TUBE, FUEL LINE

### EXPLANATION OF 10-DIGIT CODE (Example: AAC0B30300)

The following example explains the make-up of the 10-digit code. In this example, the first position of the part # "A" represents the tube part # 3551172C1 (TMS 7134, TYPE A, 1/2 OD, Black .) The second position of the part # "A" consists of two fittings part #, 3533425C3 (90 DEG). The third position of the part # "C" indicates that it has a label of FILTER OUT located at FTG #1. The fourth position of the part # "0" indicates that the fittings are at the default orientation. The fifth position of the part # "B" represents the heat shield part # 3518070C1 which is located at 20% of cutoff length from FTG #1. The sixth position of the part # "3" indicates the heat shield is 30% of the cutoff length. The remaining positions of the part # "0300" represents the cutoff length which is 300mm.

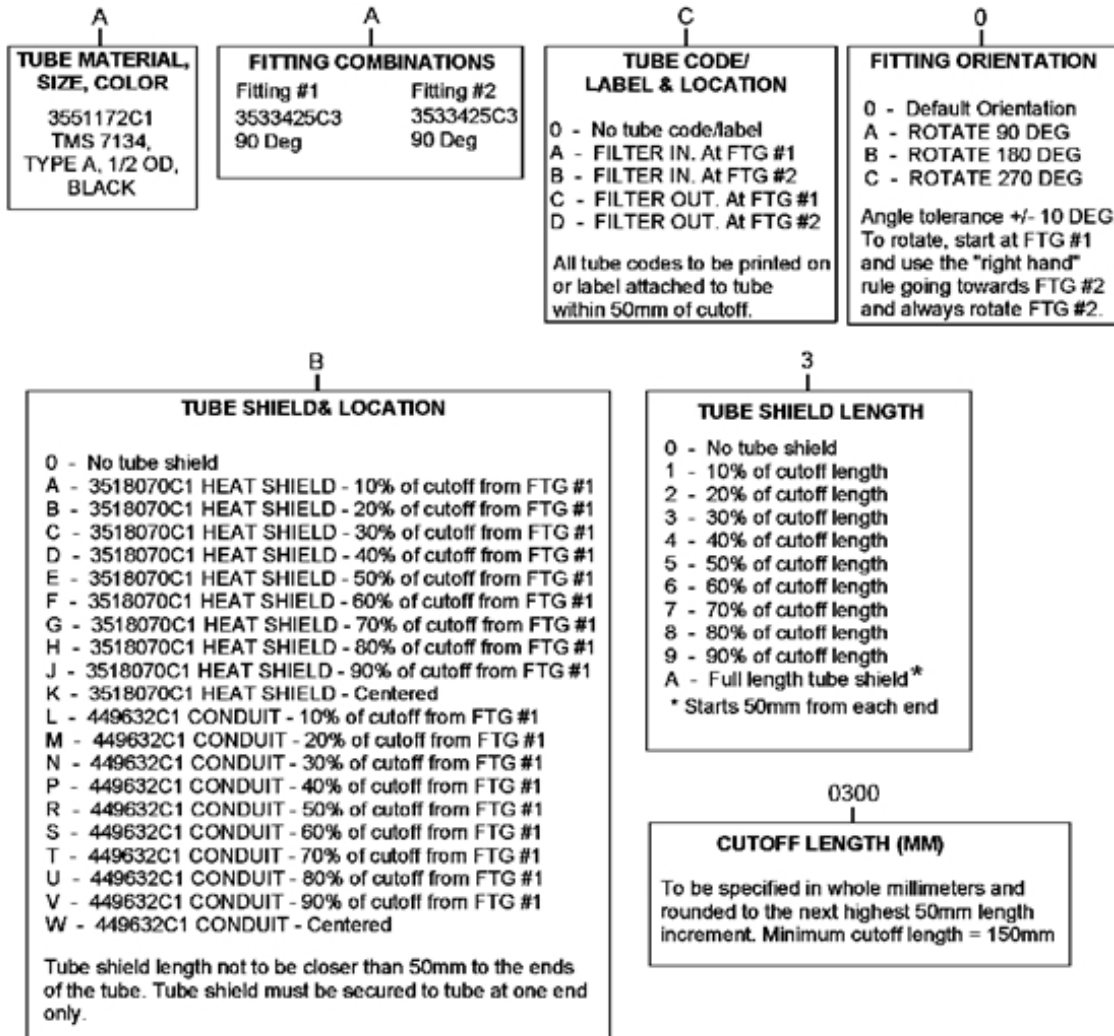


FIGURE 14-4.1  
TUBE, FUEL LINE

Item	Part Number	Qty	Description
001	3551172C1	1	TUBE,NYLON BULK BLACK 1/2 OD
002	3533425C3	2	FITTING,FUEL OUTLET*90 DEG VOS
	3533425C3		
004	3518070C1	1	LOOM, HOSE INSULATOR 3/4" I.D.
005	449632C1	1	CONDUIT, WIRE ELECTRICAL 1/2" I.D. X .683" O.D.
880		RF	NOTE: ASM BELOW COMPRISED OF ABOVE COMPONENTS
881	AA00000000	RF	TUBE, FUEL LINE

FIGURE 14-4.2  
FITTING, FUEL OUTLET\*90 DEG VOS

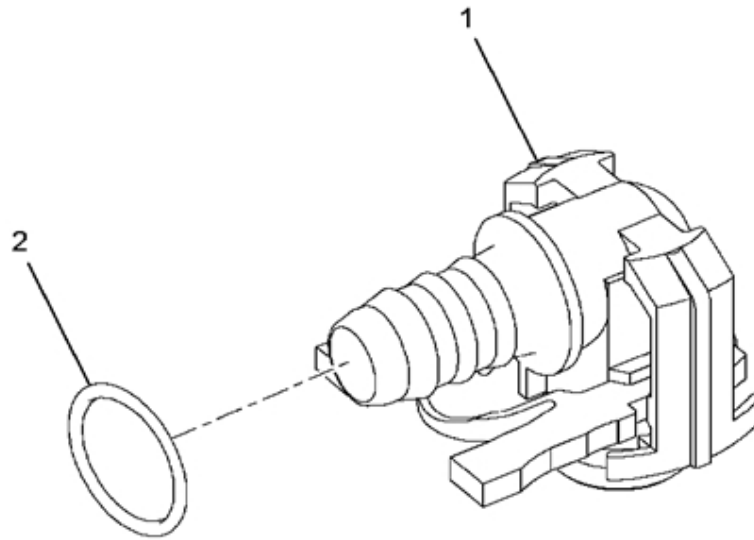


FIGURE 14-4.2  
 FITTING, FUEL OUTLET\*90 DEG VOS

Item	Part Number	Qty	Description
001		RF	FITTING, 90 DEGREE
002	2506277C1	1	RING, O FUEL LINE FITTING
880		RF	NOTE: ASM BELOW COMPRISED OF ABOVE COMPONENTS
881	3533425C3	RF	FITTING, FUEL OUTLET*90 DEG VOS

FIGURE 14-4.3  
TUBE, FUEL LINE

**EXPLANATION OF 10-DIGIT CODE (Example: BAC0B30300)**

The following example explains the make-up of the 10-digit code. In this example, the first position of the part # "B" represents the tube part # 3551173C1 (TMS 7134, TYPE A, 1/2 OD, Silver.) The second position of the part # "A" consists of two fittings part #, 3533425C3 (90 DEG). The third position of the part # "C" indicates that it has a label of FILTER OUT located at FTG #1. The fourth position of the part # "0" indicates that the fittings are at the default orientation. The fifth position of the part # "B" represents the heat shield part # 3518070C1 which is located at 20% of cutoff length from FTG #1. The sixth position of the part # "3" indicates the heat shield is 30% of the cutoff length. The remaining positions of the part # "0300" represents the cutoff length which is 300mm.

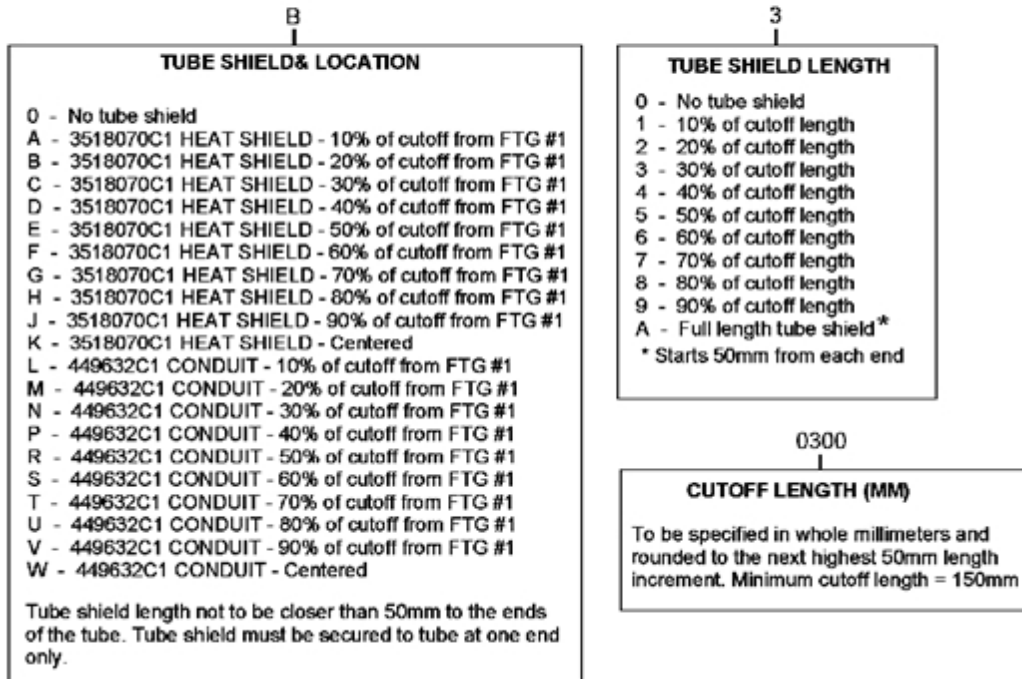
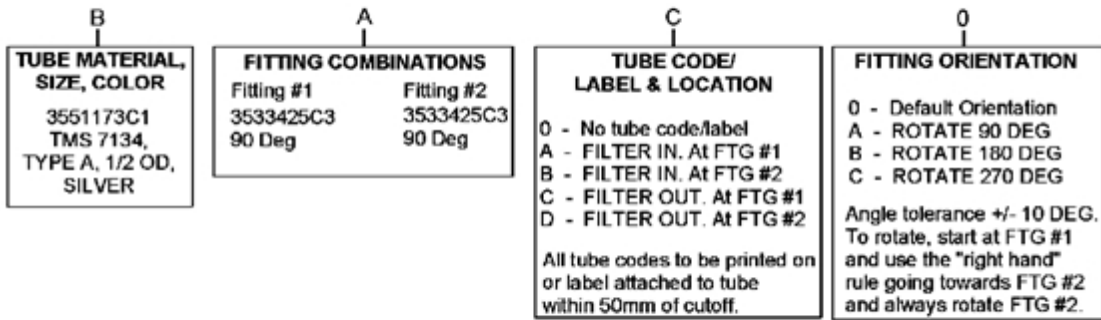




FIGURE 14-4.3  
TUBE, FUEL LINE

Item	Part Number	Qty	Description
001	3551173C1	1	TUBE,NYLON BULK SILVER 1/2 OD
002	3533425C3	2	FITTING,FUEL OUTLET*90 DEG VOS
	3533425C3		
004	3518070C1	1	LOOM, HOSE INSULATOR 3/4" I.D.
005	449632C1	1	CONDUIT, WIRE ELECTRICAL 1/2" I.D. X .683" O.D.
880		RF	NOTE: ASM BELOW COMPRISED OF ABOVE COMPONENTS
881	BA00000000	RF	TUBE, FUEL LINE

FIGURE 14-4.4  
FITTING, FUEL OUTLET\*90 DEG VOS

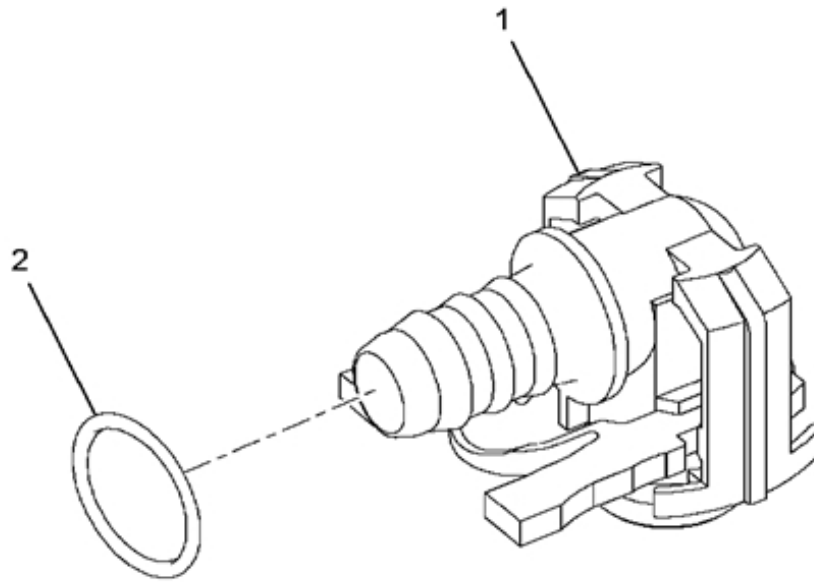


FIGURE 14-4.4  
 FITTING, FUEL OUTLET\*90 DEG VOS

Item	Part Number	Qty	Description
001		RF	FITTING, 90 DEGREE
002	2506277C1	1	RING,O FUEL LINE FITTING
880		RF	NOTE: ASM BELOW COMPRISED OF ABOVE COMPONENTS
881	3533425C3	RF	FITTING,FUEL OUTLET*90 DEG VOS

Group 15

Cab

FIGURE 15-1  
CAB, FREON COMPRESSOR

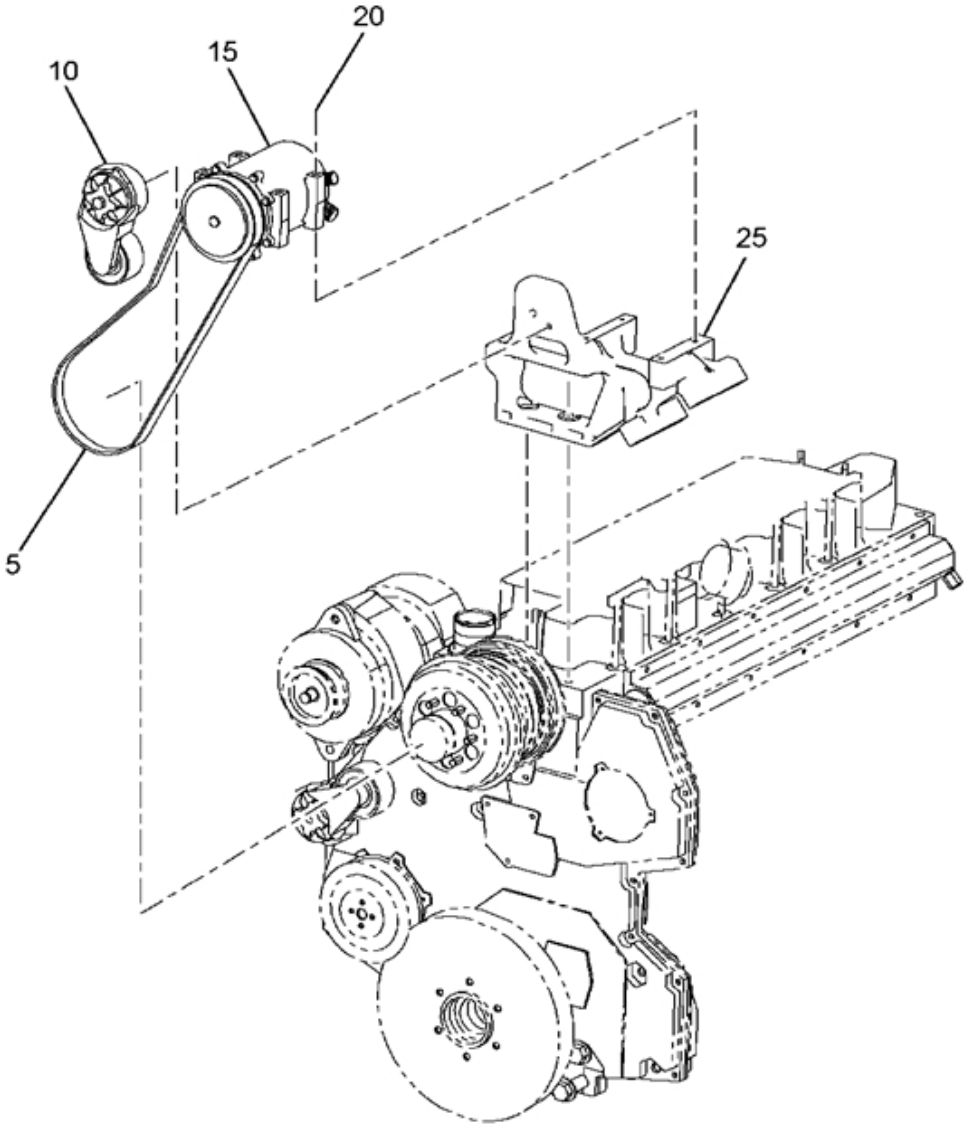


FIGURE 15-1  
 CAB, FREON COMPRESSOR

Item	Part Number	Qty	Description
005	2005148C1	1	BELT,V
010	3543883C1	1	PULLEY,DRIVE COMPR TENSIONER
	30255R1	1	BOLT,HH*HEX HD M10 X 1.5 X 80.
015	3791247C1	1	COMPRESSOR,AIR COND,
020	1817962C1	4	BOLT M8 X 100 HEX FLANGE
025	1880246C1	1	BRACE,COMPR AIR COND,

FIGURE 15-2  
COMMON BASE WIRING, NON-COMMERCIAL FLAT BACK COWL

NON-ILLUSTRATED  
FIGURE

FIGURE 15-2  
COMMON BASE WIRING, NON-COMMERCIAL FLAT BACK COWL

Item	Part Number	Qty	Description
005	3820962C91	1	HARNESS,CHASSIS*
	3820963C91	1	HARNESS,CHASSIS*



FIGURE 15-3  
COMPLETENESS; INSTRUMENT PANEL

NON-ILLUSTRATED  
FIGURE

FIGURE 15-3  
COMPLETENESS; INSTRUMENT PANEL

Item	Part Number	Qty	Description
005	2506263C91		PANEL,INST-SVC ASM-PER LINESET

FIGURE 15-4  
DCM MOUNTING HARDWARE (EXPORT FLAT BACK COWL)

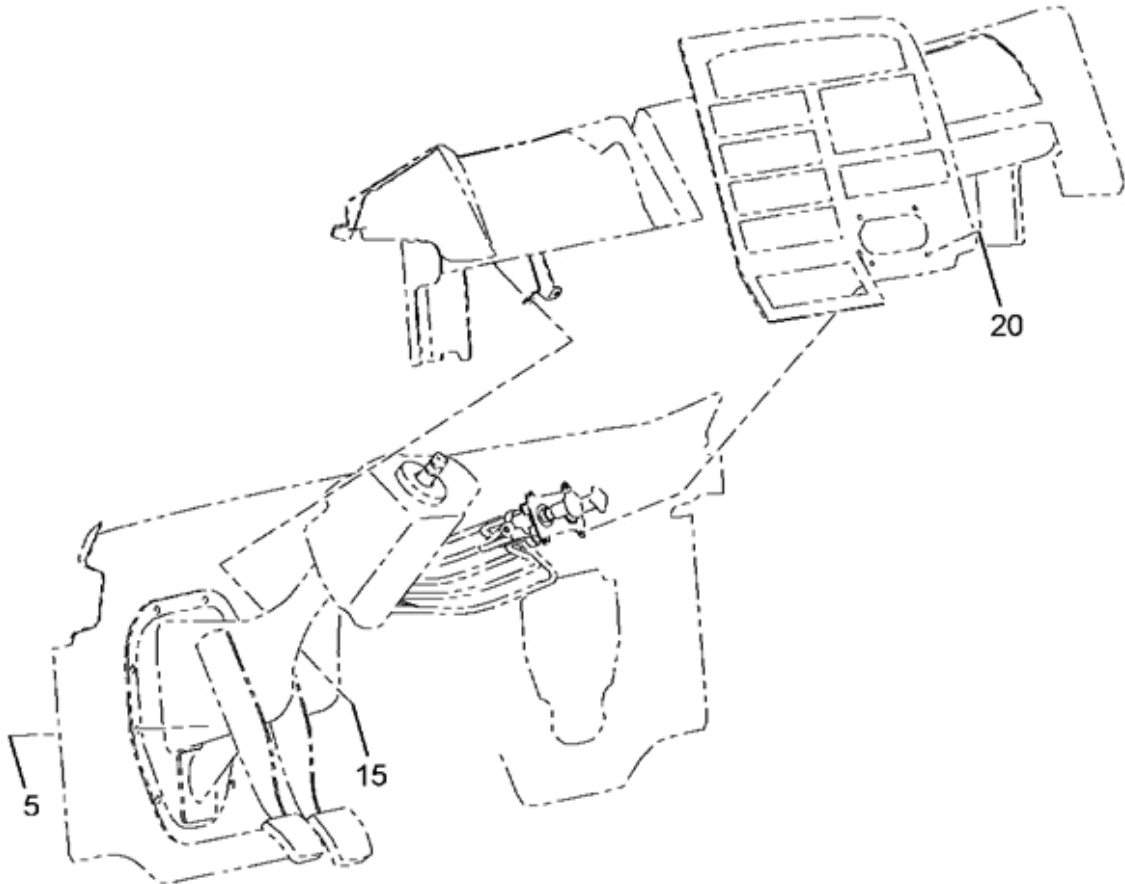


FIGURE 15-4  
DCM MOUNTING HARDWARE (EXPORT FLAT BACK COWL)

Item	Part Number	Qty	Description
005	3535162C1	8	NUT,HEX METRIC PREV. TORQ*M8 X
015	3535185C1	2	BOLT,SEMS ALL M8 X 1.25 75MM L
020	3535292C1	4	BOLT,SEMS ALL 6MM X 15 TORX

FIGURE 15-5  
DRIVER CONTROL MODULE

**NON-ILLUSTRATED  
FIGURE**

FIGURE 15-5  
DRIVER CONTROL MODULE

Item	Part Number	Qty	Description
030	2505768C93 2505768C93		MM,BRAKE-SVC DCM W/TRCT BRK,AU

FIGURE 15-5.1  
MM, BRAKE-SVC DCM W/TRCT BRK,AU

**NON-ILLUSTRATED  
FIGURE**

FIGURE 15-5.1  
MM, BRAKE-SVC DCM W/TRCT BRK,AU

Item	Part Number	Qty	Description
001	3544868F93 3544868F93	1	MM BRAKE, DCM MTG BASE PLATE
002	3508480F91 3508480F91	1	PEDAL,ACCELERATOR N/ CAT ENGIN
003	3541514F91 3541514F91	1	SHAFT,CLUTCH WITHOUT PEDAL
004	3535038F91 3535038F91	1	SWITCH,STOP LIGHT AIR*TRACTOR
005	3540368F92 3540368F92	1	VALVE,BRAKE VALVE *TRACTOR AIR
006	3545991F91 3545991F91	1	ELEC DCM*CLOCKSPRING
801	2505659C91 2505659C91	KT	KIT,TURNSIGNAL SWITCH
802	2505674C91 2505674C91	KT	KIT,AIR BRAKE,MANIFOLD
880		RF	NOTE: ASM BELOW COMPRISED OF ABOVE COMPONENTS
881	2505768C93	RF	MM,BRAKE-SVC DCM W/TRCT BRK,AU



FIGURE 15-5.2  
MM BRAKE, DCM MTG BASE PLATE

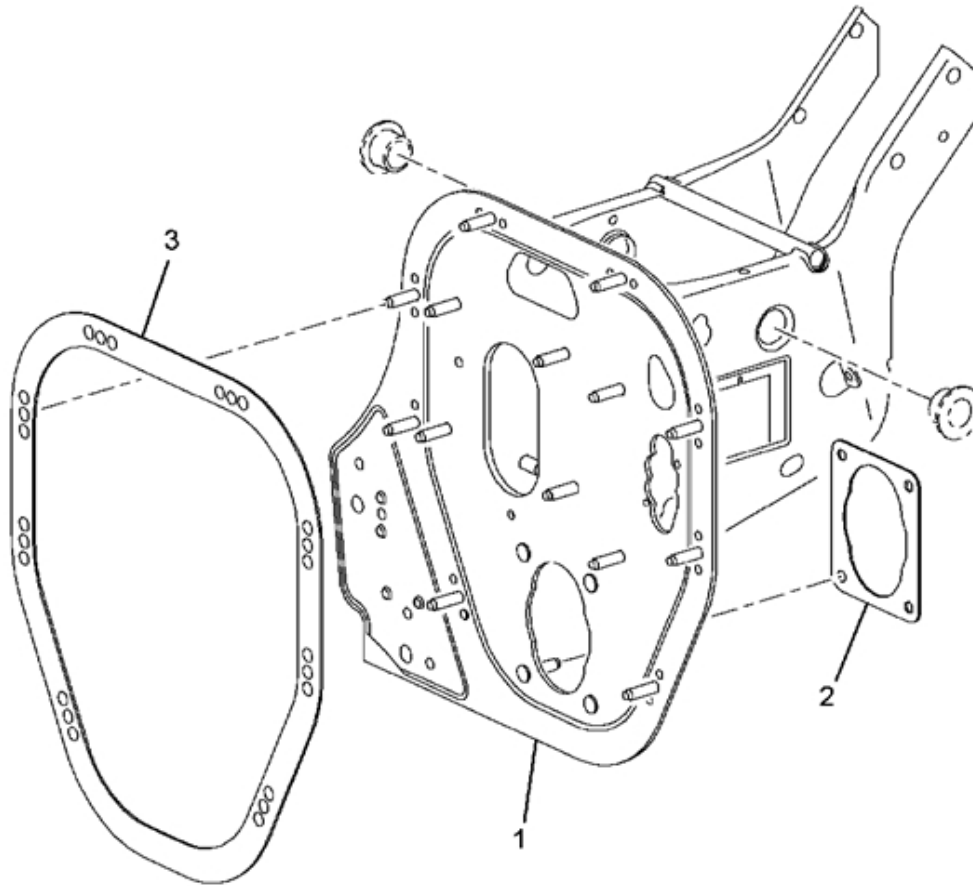


FIGURE 15-5.2  
MM BRAKE, DCM MTG BASE PLATE

Item	Part Number	Qty	Description
001	2505776C91 2505776C91	1	PLATE,DCM BASE ASSEMBLY
002	2505773C1	1	GASKET,STEERING COLUMN
003	2505774C1	1	GASKET,MODULE PLATE*DCM
880		RF	NOTE: ASM BELOW COMPRISED OF ABOVE COMPONENTS
881	3544868F93	RF	MM BRAKE, DCM MTG BASE PLATE

FIGURE 15-5.3  
PLATE ASM, DCM BASE

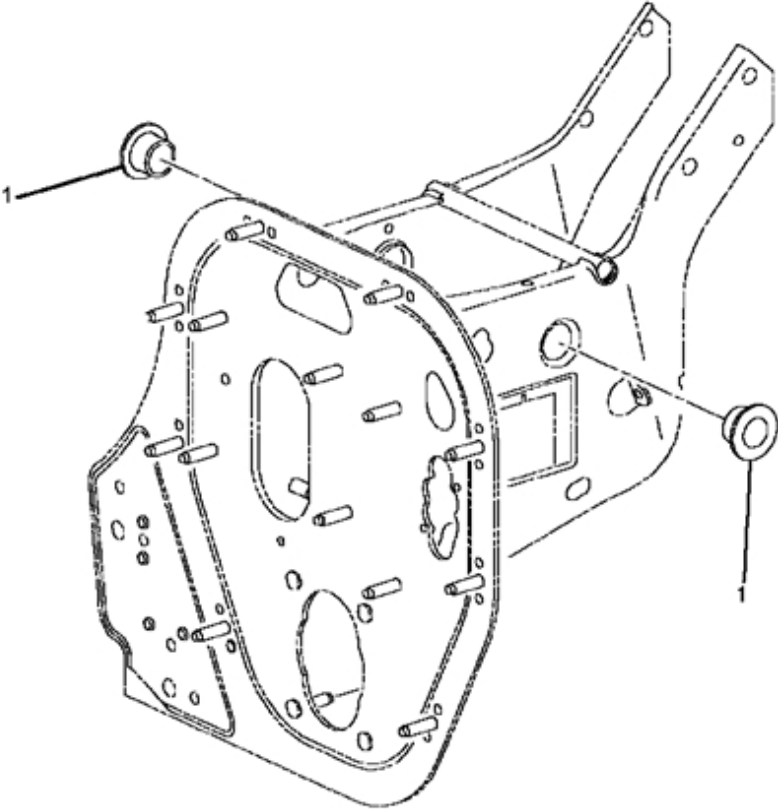


FIGURE 15-5.3  
PLATE ASM, DCM BASE

Item	Part Number	Qty	Description
001 880	2505775C1	2 RF	BUSHING,CLUTCH PEDAL SHAFT BRK NOTE: ASM BELOW COMPRISED OF ABOVE COMPONENTS
881	2505776C91	RF	PLATE,DCM BASE ASSEMBLY

FIGURE 15-5.4  
PEDAL, ACCELERATOR N/ CAT ENGINE

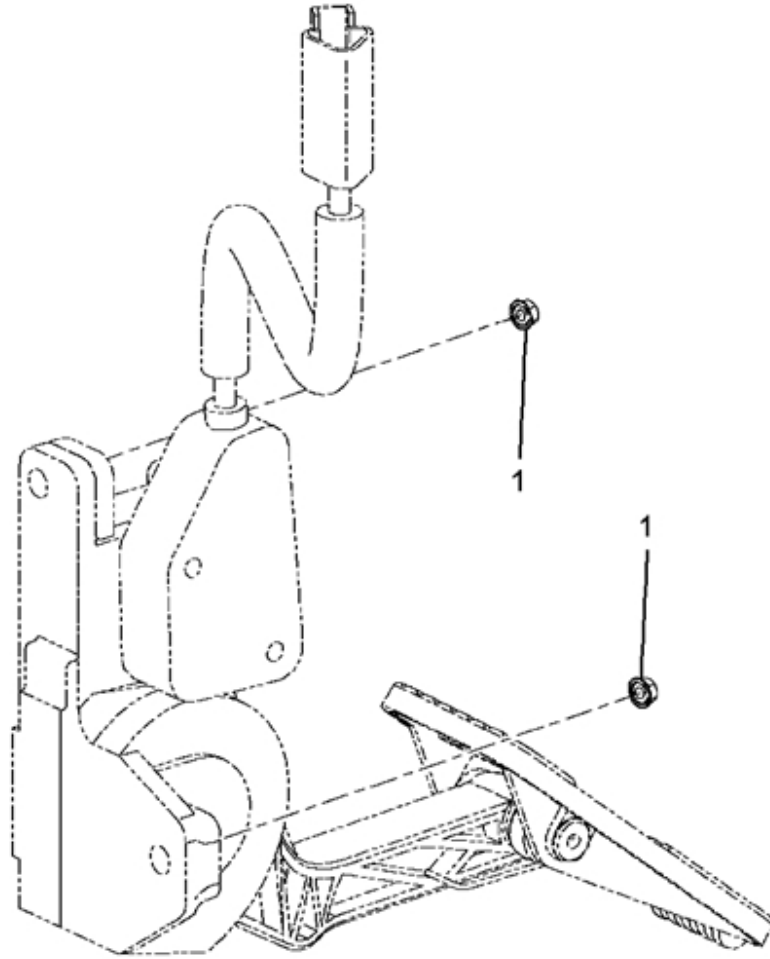


FIGURE 15-5.4  
 PEDAL, ACCELERATOR N/ CAT ENGINE

Item	Part Number	Qty	Description
001	2505842C1	1	NUT, FLANGE 8 MM
800		RF	NOTE: THE FOLLOWING PARTS ARE NON-ILLUSTRATED
801	2505686C91	KT	KIT, ACCELERATOR PEDAL
802	2507256C91	KT	KIT, ACCELERATOR SENSOR
803	2507258C91	KT	KIT, ACCELERATOR PEDAL KIT L/PEDAL
880		RF	NOTE: ASM BELOW COMPRISED OF ABOVE COMPONENTS
881	3508480F91	RF	PEDAL, ACCELERATOR N/ CAT ENGINE

FIGURE 15-5.5  
SHAFT, CLUTCH WITHOUT PEDAL

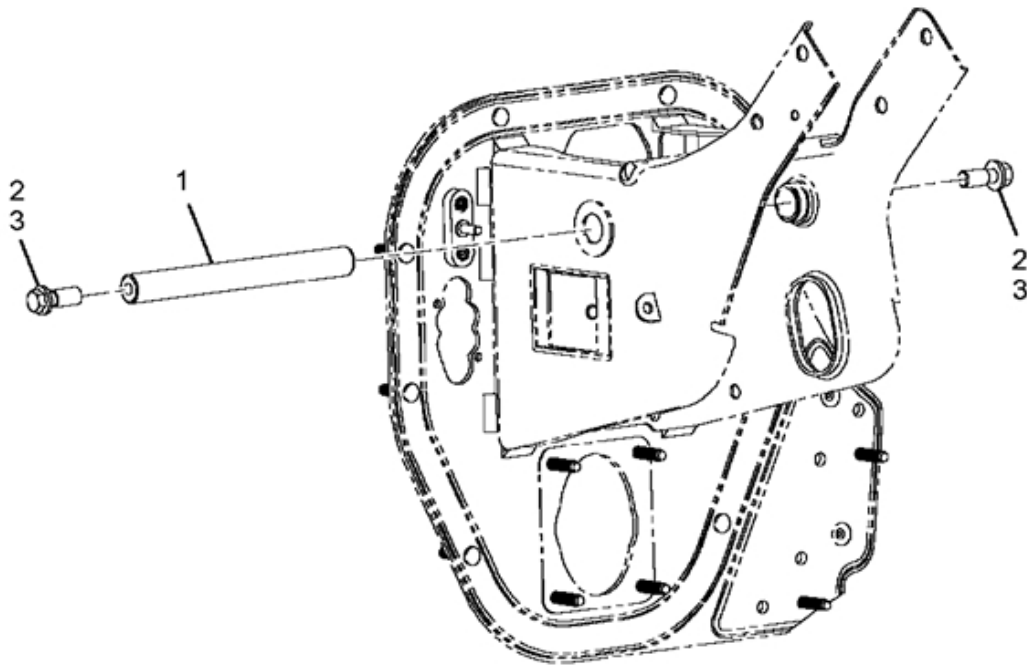


FIGURE 15-5.5  
SHAFT, CLUTCH WITHOUT PEDAL

Item	Part Number	Qty	Description
001	2504337C1	1	SHAFT,CLUTCH PEDAL AUTO TRANS
002	278967R1	2	SCREW
003		RF	WASHER 3/8
800		RF	NOTE: THE FOLLOWING PARTS ARE NON-ILLUSTRATED
801	3539274C91	1	HARNESS,JUMPER
880		RF	NOTE: ASM BELOW COMPRISED OF ABOVE OMPONENTS
881	3541514F91	RF	SHAFT,CLUTCH WITHOUT PEDAL



FIGURE 15-5.6  
SWITCH, STOP LIGHT AIR TRACTOR

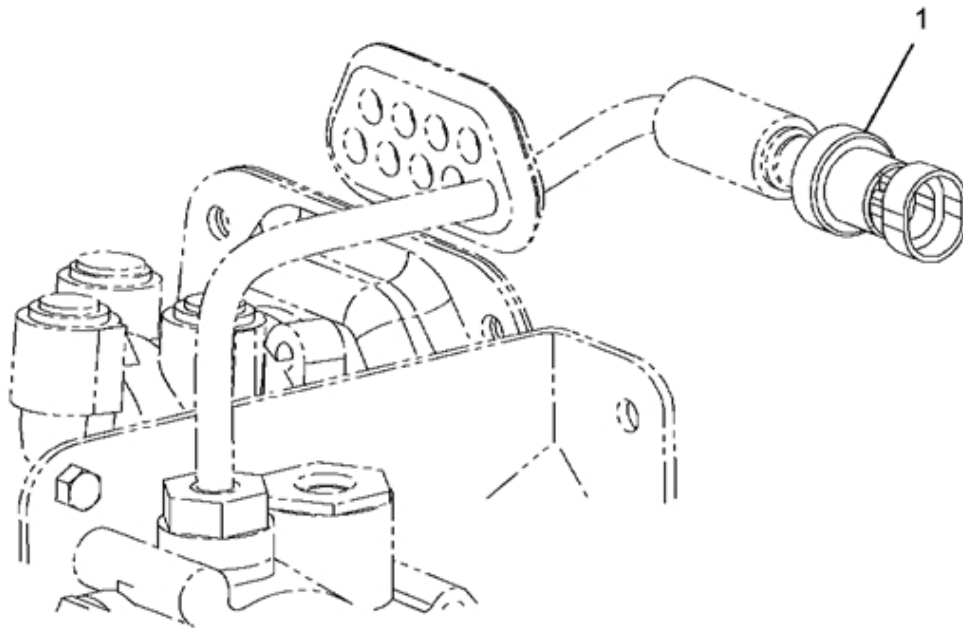


FIGURE 15-5.6  
SWITCH, STOP LIGHT AIR TRACTOR

Item	Part Number	Qty	Description
001		RF	SWITCH, PRESSURE
	ZAC233057	1	PLUG
	2506201C1	1	UNION, 3/8 QTC*AIR
801	2505670C91	KT	KIT, STOP LIGHT SWITCH
	2505670C91	RF	(CONSISTS OF PARTS DENOTED BY A)
880		RF	NOTE: ASM BELOW COMPRISED OF ABOVE COMPONENTS
881	3535038F91	RF	SWITCH, STOP LIGHT AIR*TRACTOR

FIGURE 15-5.7  
KIT, STOP LIGHT SWITCH

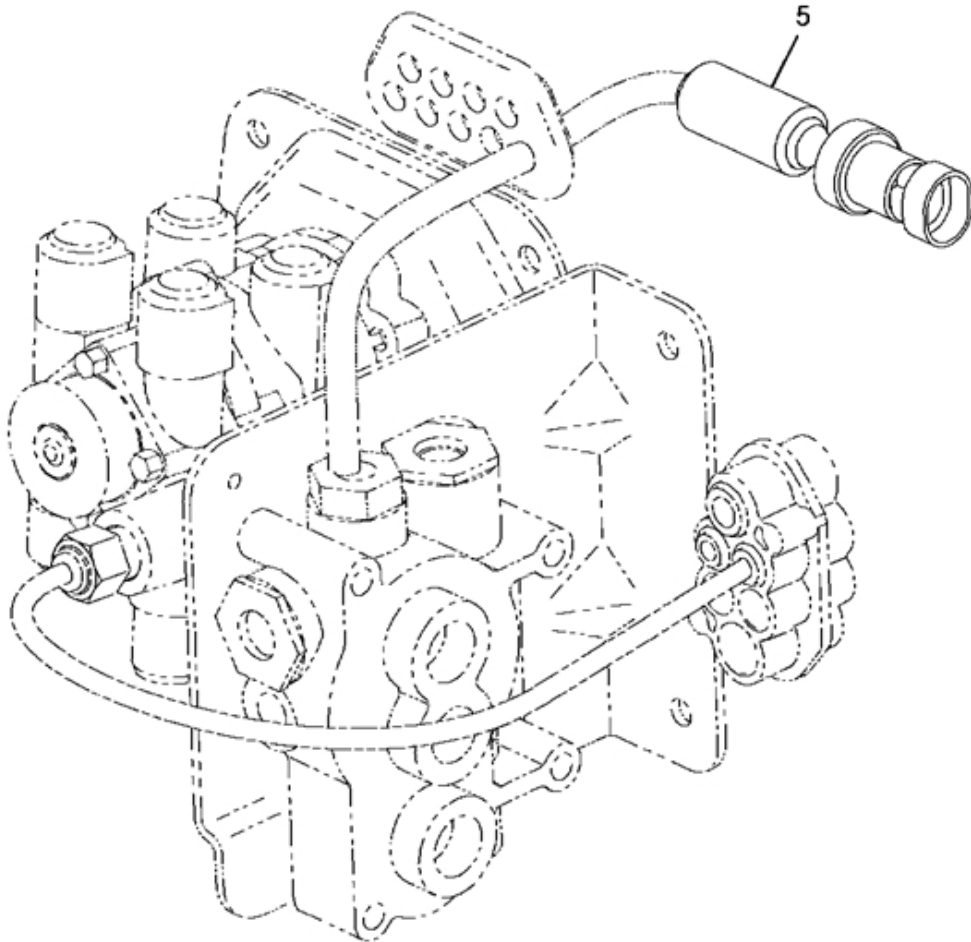
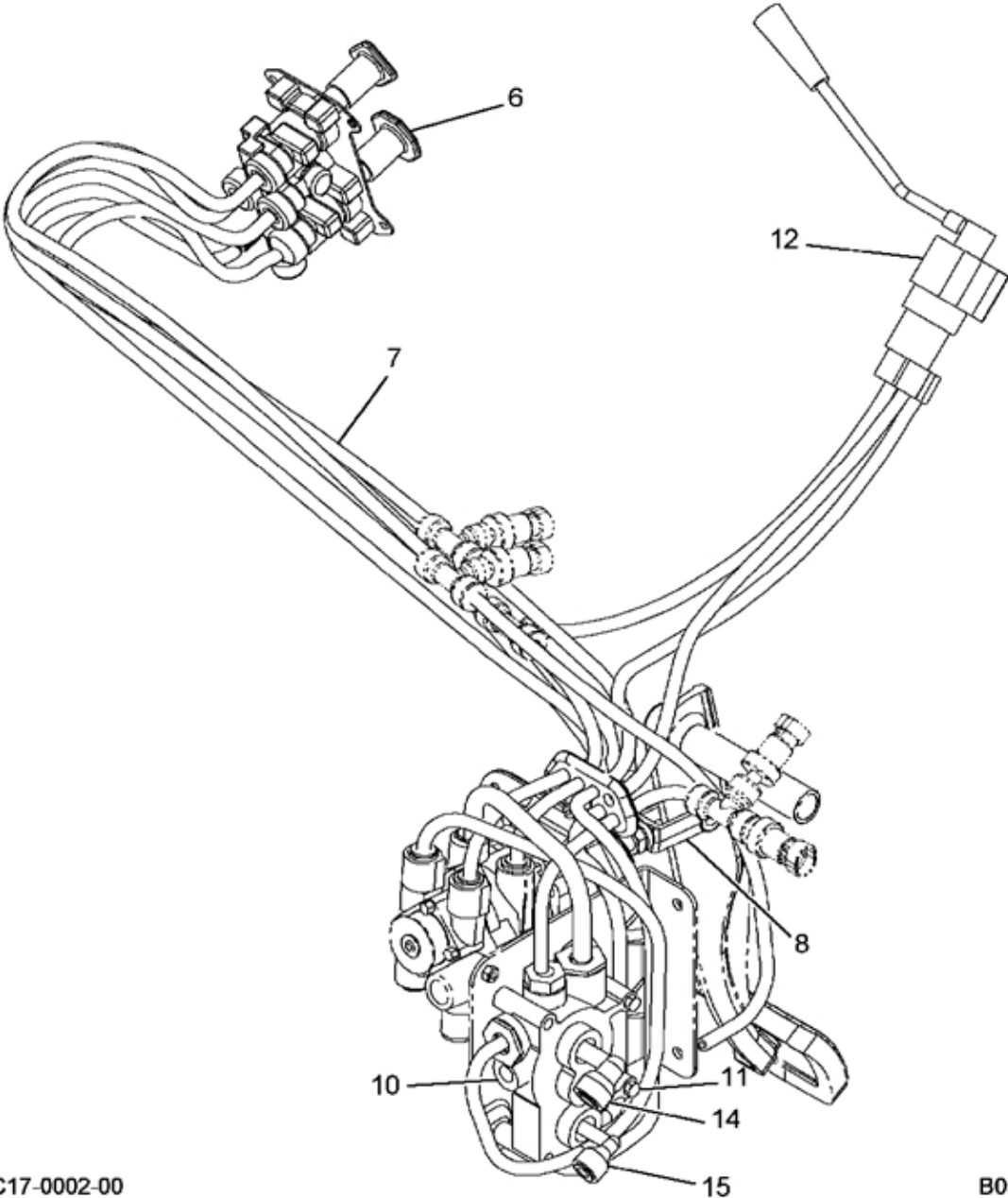


FIGURE 15-5.7  
KIT, STOP LIGHT SWITCH

Item	Part Number	Qty	Description
001	2505850C1	1	SWITCH, PRESSURE, STOP LIGHT
800		RF	NOTE: THE FOLLOWING PARTS ARE NON-ILLUSTRATED
801		RF	MANUAL, INSTRUCTION SHEET
880		RF	NOTE: ASM BELOW COMPRISED OF ABOVE COMPONENTS
881	2505670C91	RF	KIT, STOP LIGHT SWITCH

FIGURE 15-5.8  
VALVE, BRAKE VALVE TRACTOR AIR



C17-0002-00

B05

FIGURE 15-5.8  
VALVE, BRAKE VALVE TRACTOR AIR

Item	Part Number	Qty	Description
006	2506188C91	1	VALVE,HAND CONTROL*PARK MV-3
	2506188C91		
007	2506190C91	1	HARNESS,AIR TUBE*TRACTOR HAND
	2506190C91		
008	ZAC200982	1	PIN,CLEVIS*1/2" DIA.
	ZAC203019	1	PIN,HAIR COTTER*1/8" DIA.
010	2506192C91	1	VALVE,TRACTOR PROTECT*TP-5
	2506192C91		
011	ZAC291935	2	SCREW,MACHINE*5/16-18X.75
012	2014415C91	1	VALVE,HAND CONTROL*TC-7
	2014415C91		
	ZAC292247	3	SCREW,1/4-20 PAN HEAD
014	2506193C1	1	ELBOW,PTC*3/8M X 3/8F
015	2506194C1	1	ELBOW,PTC*1/2M X 1/2F
801	2506078C91	KT	VALVE,BRK W/MTG HRDW FOR TRCT
	2506078C91		
802	2505683C91	KT	KIT,REPAIR BRK VALVE - MAJOR
	2505683C91		
803	2505684C91	KT	KIT,REPAIR BRAKE VLV - MINOR
	2505684C91		
804	2505839C91	KT	BRAKE PEDAL W/COVER ASSEMBLY
	2505839C91		
805	2505660C91	KT	KIT,ABS BRACKET
	2505660C91		
880		RF	NOTE: ASM BELOW COMPRISED OF ABOVE COMPONENTS
881	3540368F92	RF	VALVE,BRAKE VALVE *TRACTOR AIR

FIGURE 15-5.9  
VALVE, HAND BRAKE CONTROL

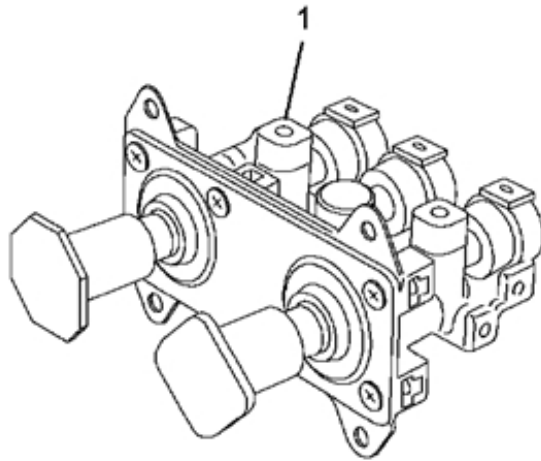


FIGURE 15-5.9  
VALVE, HAND BRAKE CONTROL

Item	Part Number	Qty	Description
001 800	ZAC5002741	KT RF	KIT, REPAIR HAND CONTROL VALVE MV3 NOTE: THE FOLLOWING PARTS ARE NON-ILLUSTRATED
801 880	ZAC5002742	KT RF	KIT, REPAIR HAND CONTROL-SHUTTLE NOTE: ASM BELOW COMPRISED OF ABOVE COMPONENTS
881	2506188C91	RF	VALVE, HAND BRAKE CONTROL



FIGURE 15-5.10  
HARNESS, AIR TUBE\*TRACTOR HAND

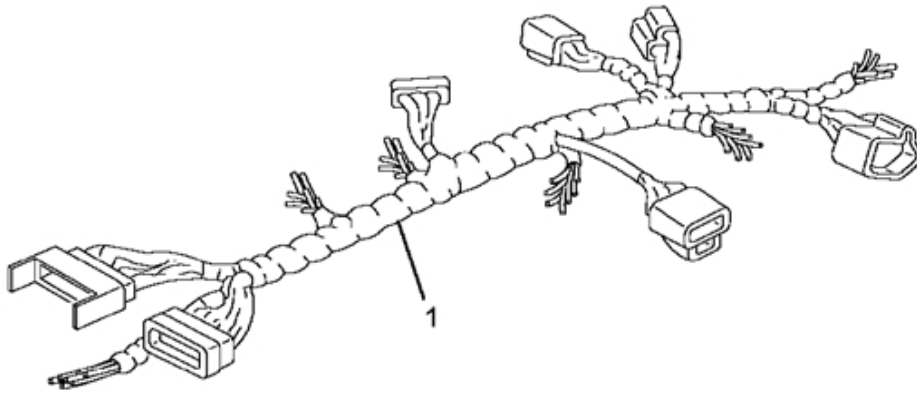


FIGURE 15-5.10  
 HARNESS, AIR TUBE\*TRACTOR HAND

Item	Part Number	Qty	Description
001	417199C2	AR	TUBE,NYLON 3/8OD BLACK
	2015727C1	3	TEE,QC AIR TUBE 3/8FX3/8F/3/8F
	2024456C1	1	TEE,QC AIR TUBE 3/8MX3/8FX3/8F
	2505840C1	1	GUIDE,BRK HOSE*PASSTHRU GLAND
880		RF	NOTE: ASM BELOW COMPRISED OF ABOVE COMPONENTS
881	2506190C91	RF	HARNESS,AIR TUBE*TRACTOR HAND

FIGURE 15-5.11  
VALVE, TRACTOR PROTECT\*TP-5

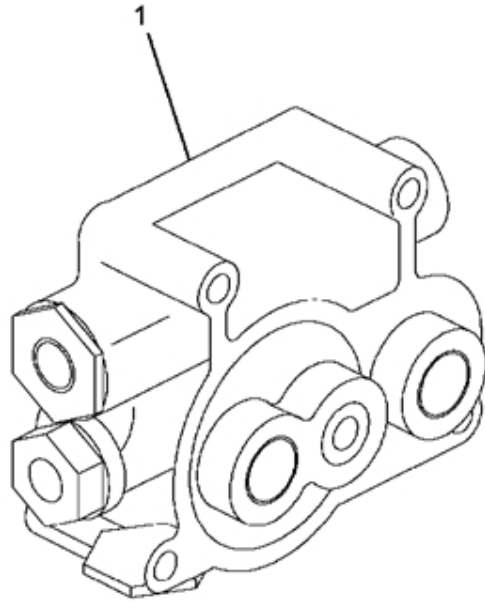


FIGURE 15-5.11  
VALVE, TRACTOR PROTECT\*TP-5

Item	Part Number	Qty	Description
001	ZAC289061	KT	KIT,REPAIR TRACTOR PROT VLV
880		RF	NOTE: ASM BELOW COMPRISED OF ABOVE COMPONENTS
881	2506192C91	RF	VALVE,TRACTOR PROTECT*TP-5

FIGURE 15-5.12  
VALVE, HAND CONTROL

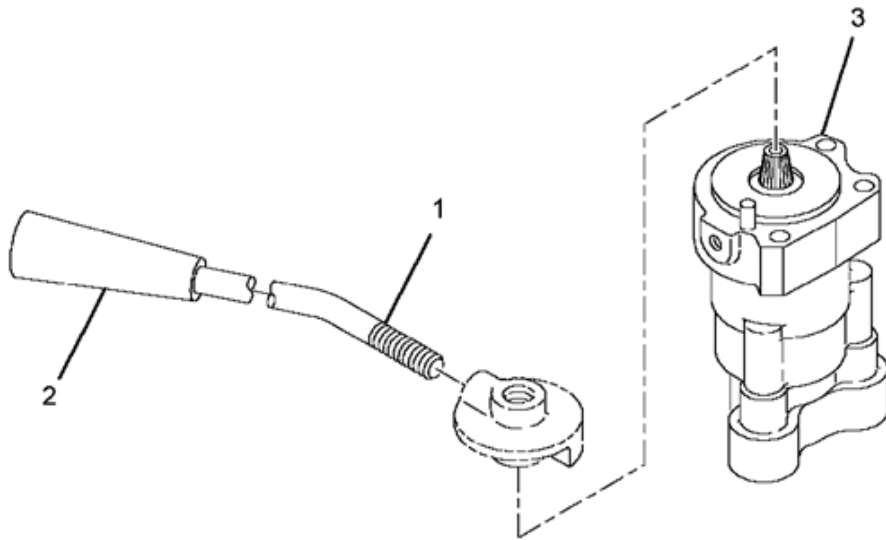


FIGURE 15-5.12  
VALVE, HAND CONTROL

Item	Part Number	Qty	Description
001	1698622C91	1	HANDLE,HAND CONTROL VALVE
002	1663738C1	1	KNOB HAND BRK CONT HANDLE
003	1698750C91	1	VALVE,BASIC
801	573185C91	KT	KIT,REPAIR HAND CONT VALVE
880		RF	NOTE: ASM BELOW COMPRISED OF ABOVE COMPONENTS
881	2014415C91	RF	VALVE,HAND CONTROL*TC-7

FIGURE 15-5.13  
KIT, MAINTENANCE TRCT.BRK.VLV

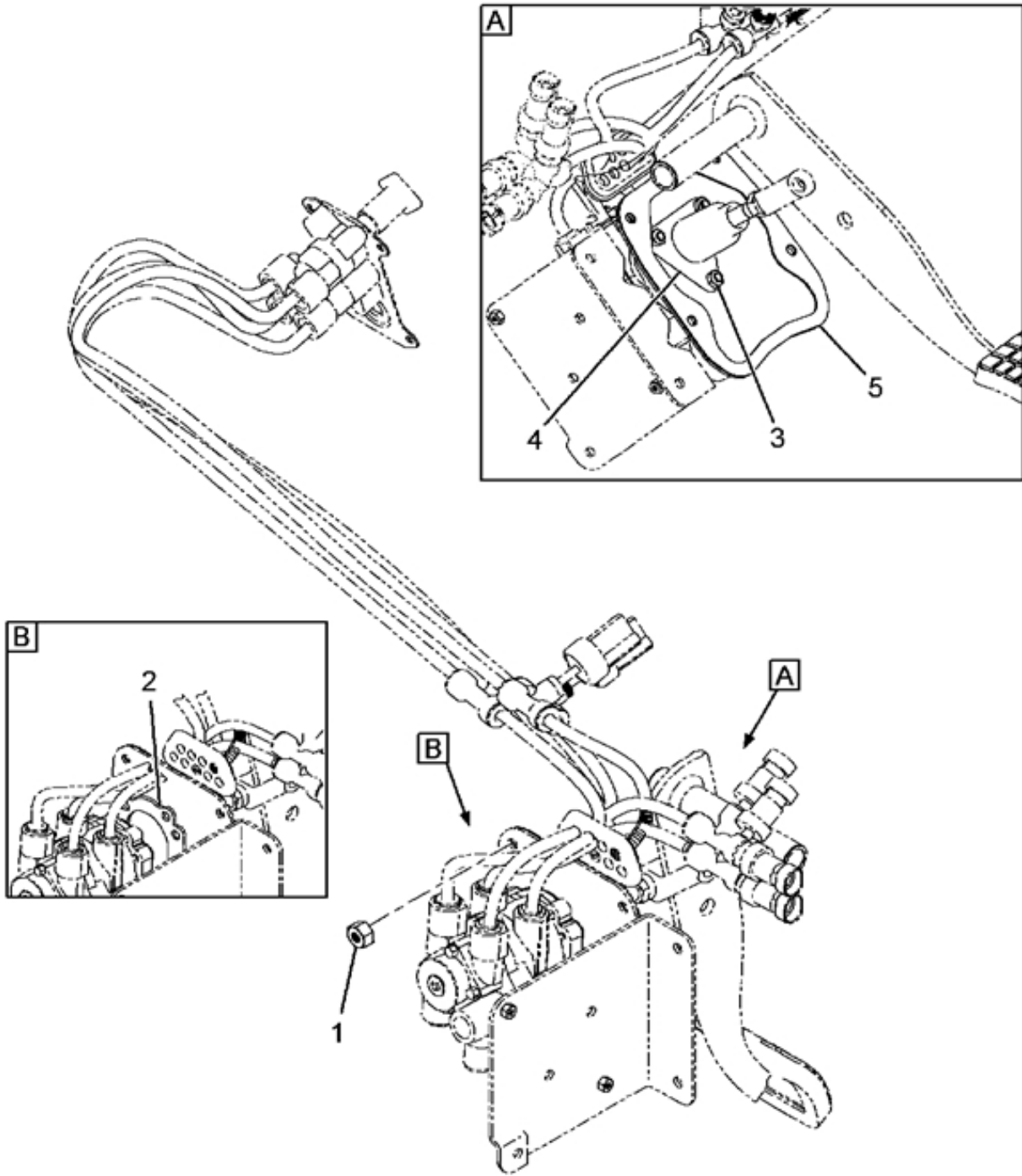


FIGURE 15-5.13  
KIT, MAINTENANCE TRCT.BRK.VLV

Item	Part Number	Qty	Description
001	2505842C1	4	NUT,8MM FLANGE
002	2505852C1	1	GASKET,BRK VALVE
003	ZAC230402	3	NUT
004	2505854C91	1	GUIDE,PISTON
005	2505853C1	1	GASKET,AIR HOSE BRKT
800		RF	NOTE: THE FOLLOWING PARTS ARE NON-ILLUSTRATED
801		RF	MANUAL, INSTRUCTION SHEET
802	ZAC291126	1	LUBR
803	2506079C91	1	VALVE,BRAKE*E8P TRACTOR
880		RF	NOTE: ASM BELOW COMPRISED OF ABOVE COMPONENTS
881	2506078C91	RF	VALVE,BRK W/MTG HRDW FOR TRCT



FIGURE 15-5.14  
KIT, MAJOR REPAIR, BRAKE VALVE

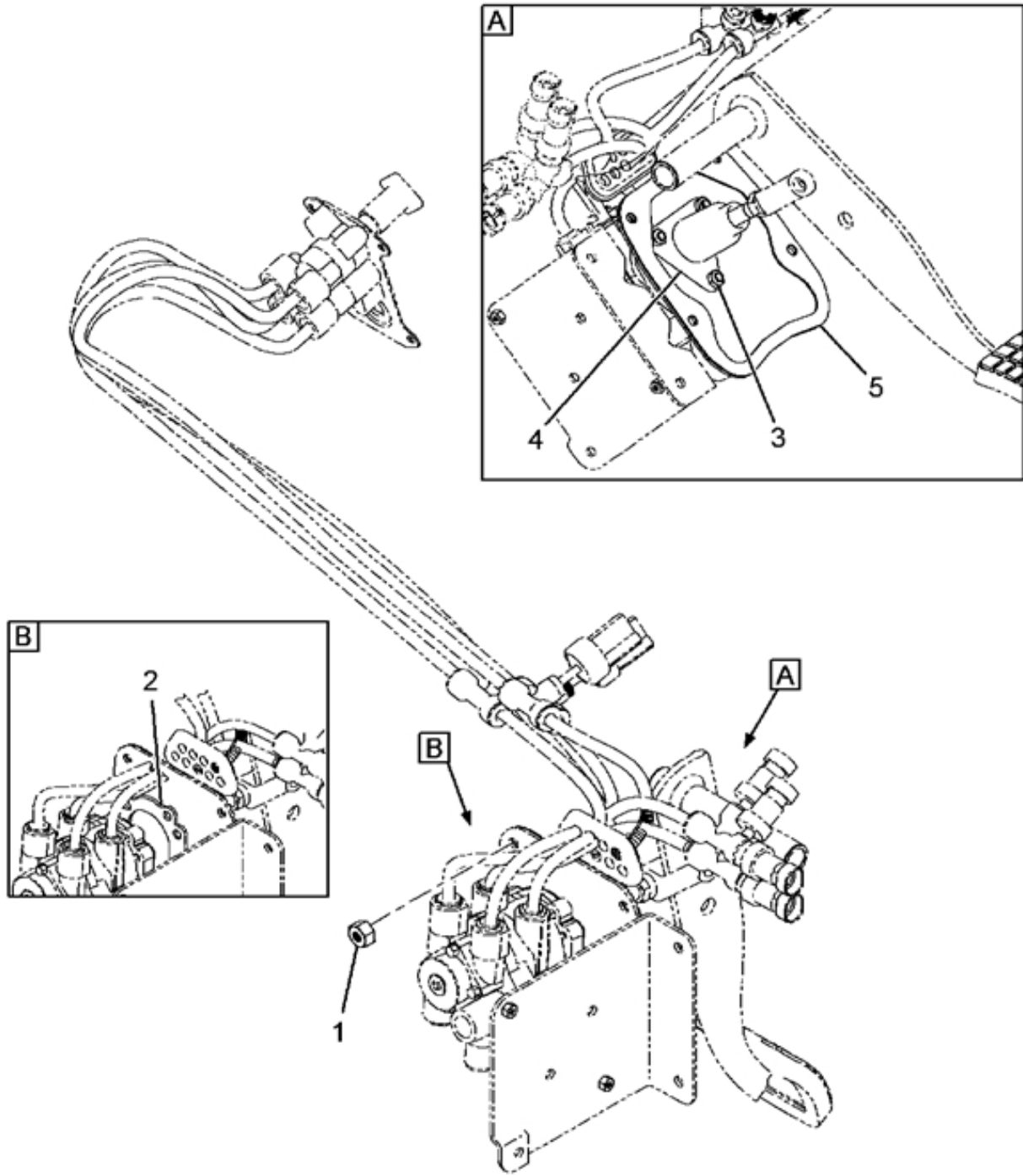


FIGURE 15-5.14  
KIT, MAJOR REPAIR, BRAKE VALVE

Item	Part Number	Qty	Description
001	2505842C1	4	NUT, 8MM FLANGE
002	2505852C1	1	GASKET, BRAKE VALVE
003	ZAC230402	3	5/16 LOCKNUT
004	2505854C91	1	GUIDE ASM, BRAKE VALVE PISTON
005	2505853C1	1	GASKET, AIR HOSE BRACKET
800		RF	NOTE: THE FOLLOWING PARTS ARE NON-ILLUSTRATED
801	501777C91	KT	KIT, MAJOR REPAIR BRAKE VALVE
802	ZAC291126	1	LUBR
880		RF	NOTE: ASM BELOW COMPRISED OF ABOVE COMPONENTS
881	2505683C91	RF	KIT, MAJOR REPAIR, BRAKE VALVE

FIGURE 15-5.15  
KIT, MINOR REPAIR, BRAKE VALVE

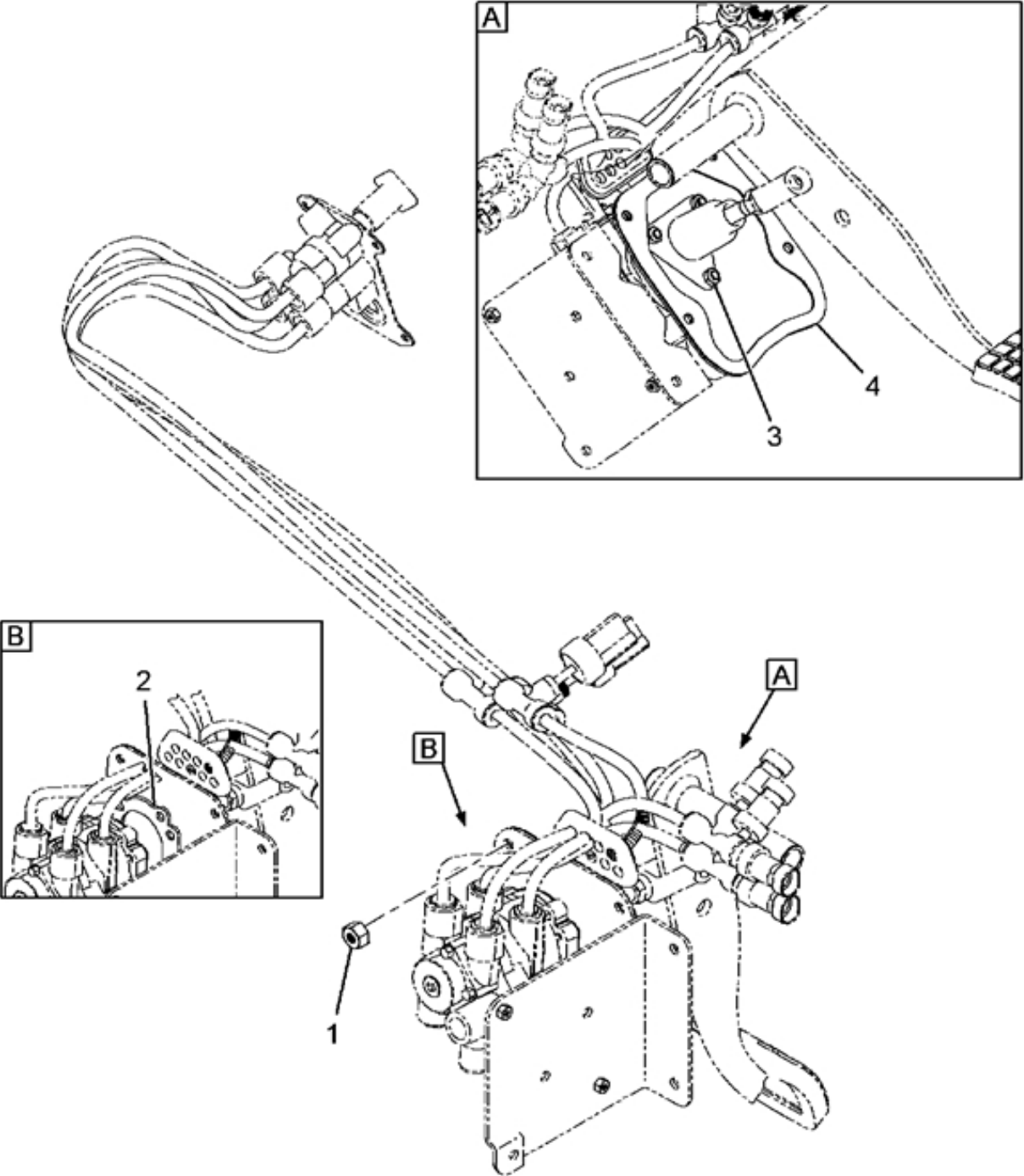


FIGURE 15-5.15  
KIT, MINOR REPAIR, BRAKE VALVE

Item	Part Number	Qty	Description
001	2505842C1	4	NUT, 8MM FLANGE
002	2505852C1	1	GASKET, BRAKE VALVE
003	ZAC230402	3	5/16 LOCKNUT
004	2505853C1	1	GASKET, AIR HOSE BRACKET
800		RF	NOTE: THE FOLLOWING PARTS ARE NON-ILLUSTRATED
801	BX287368	KT	KIT, MINOR MAINTENANCE
802	ZAC291126	1	LUBR
880		RF	NOTE: ASM BELOW COMPRISED OF ABOVE COMPONENTS
881	2505684C91	RF	KIT, MINOR REPAIR, BRAKE VALVE

FIGURE 15-5.16  
KIT, BRAKE PEDAL MAINTENANCE W/ COVER

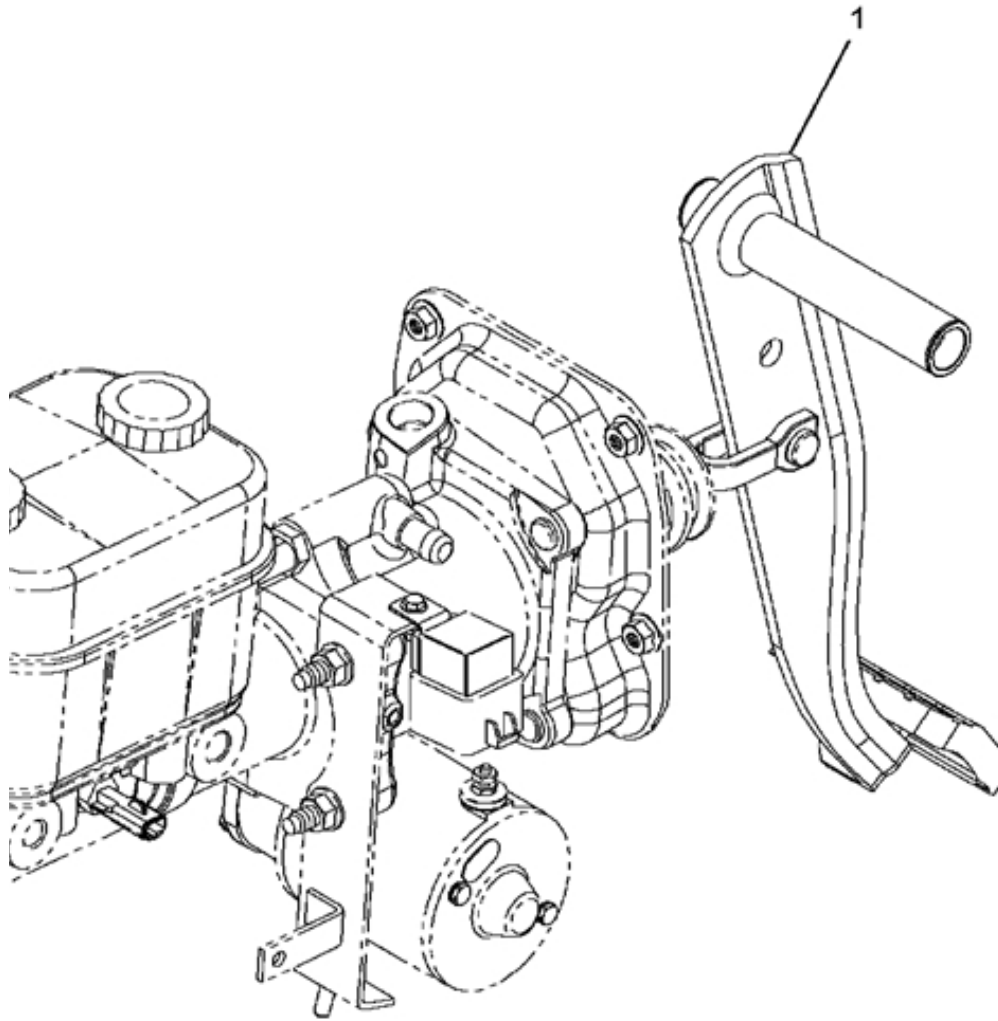


FIGURE 15-5.16  
 KIT, BRAKE PEDAL MAINTENANCE W/ COVER

Item	Part Number	Qty	Description
001	2506176C91 2506176C91	1	PEDAL,BRAKE
800		RF	NOTE: THE FOLLOWING PARTS ARE NON-ILLUSTRATED
801		RF	MANUAL, INSTRUCTION SHEET
880		RF	NOTE: ASM BELOW COMPRISED OF ABOVE COMPONENTS
881	2505839C91	RF	KIT, BRAKE PEDAL MAINTENANCE W/ COVER

FIGURE 15-5.17  
PEDAL, BRAKE

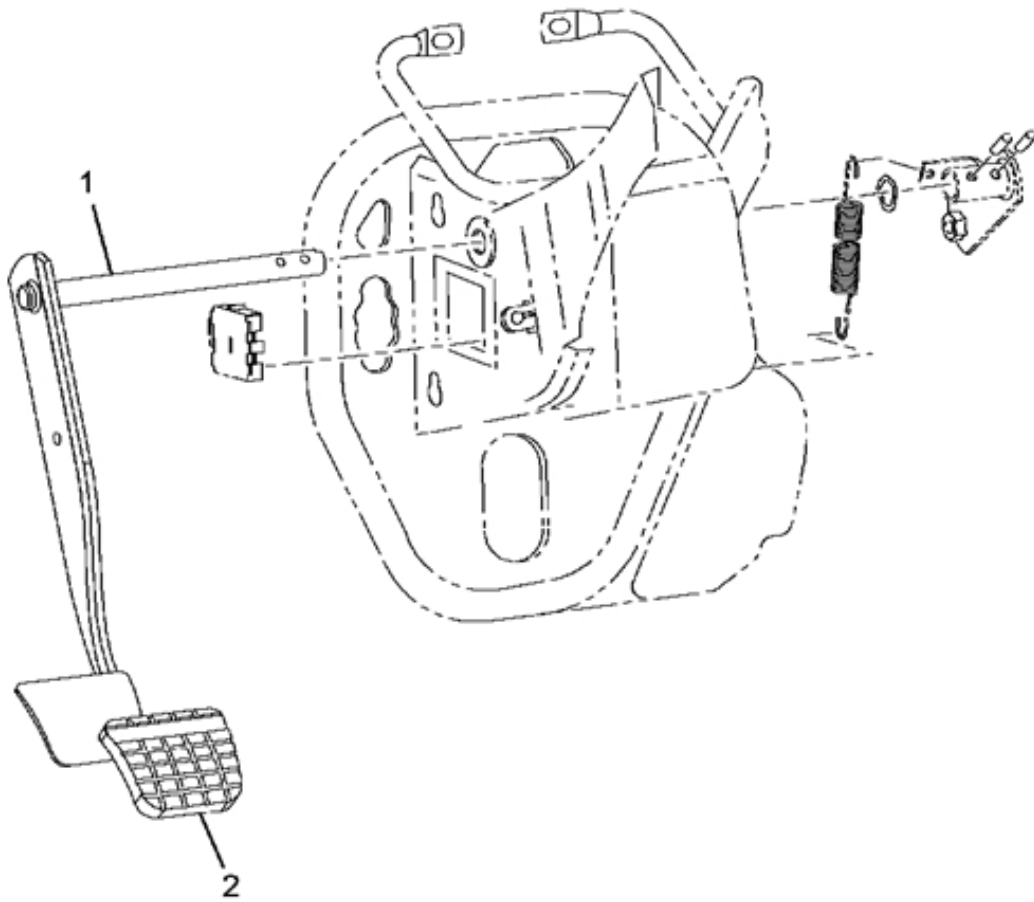


FIGURE 15-5.17  
 PEDAL, BRAKE

Item	Part Number	Qty	Description
001	2506175C1	1	ARM, BRAKE PEDAL WELDMENT
002	2505695C1	1	PAD, PEDAL *COVER
800		RF	NOTE: THE FOLLOWING PARTS ARE NON-ILLUSTRATED
801		RF	BUSHING, BRAKE PEDAL
880		RF	NOTE: ASM BELOW COMPRISED OF ABOVE COMPONENTS
881	2506176C91	RF	PEDAL, BRAKE



FIGURE 15-5.18  
KIT, ABS BRACKET

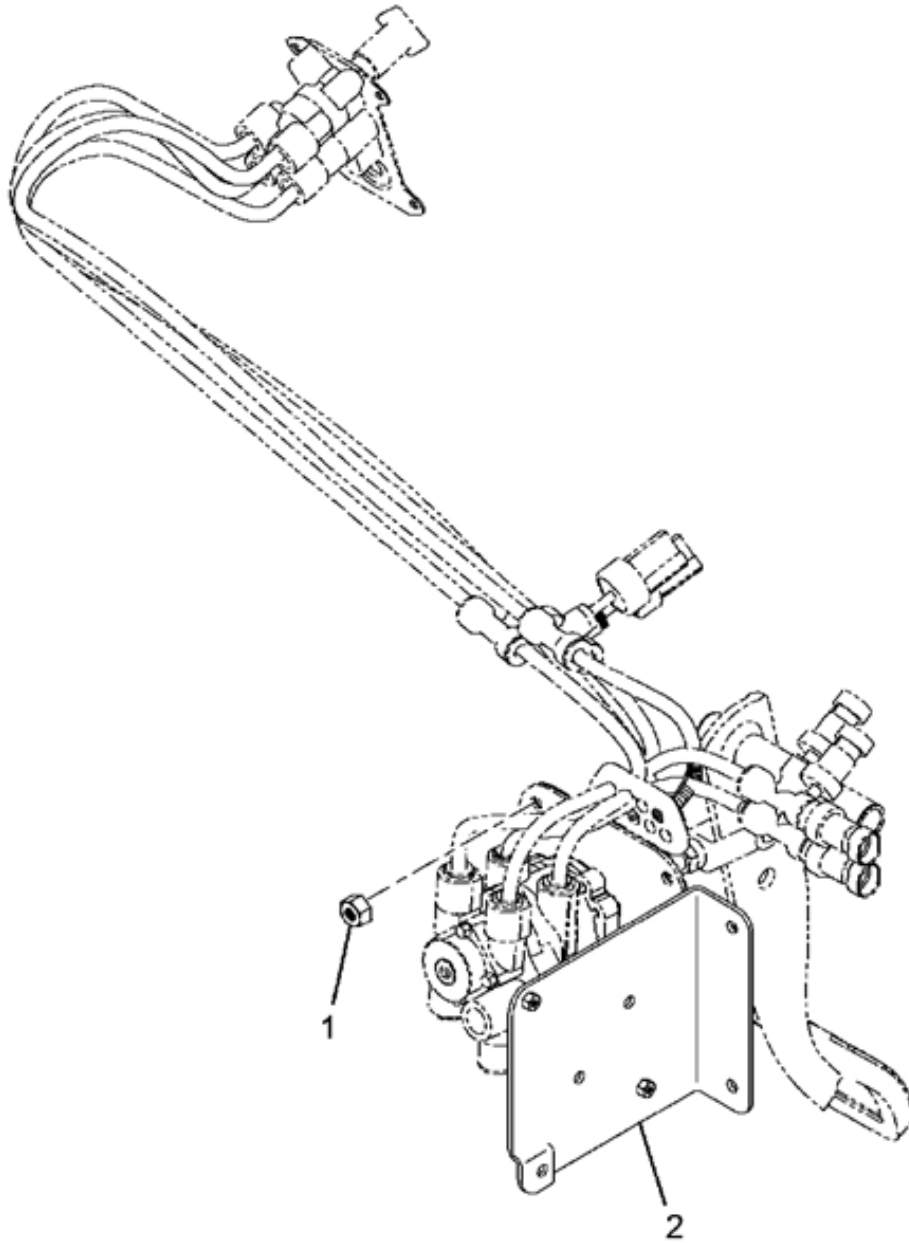


FIGURE 15-5.18  
KIT, ABS BRACKET

Item	Part Number	Qty	Description
001	2505842C1	2	NUT, 8MM FLANGE
002	2505843C91	1	BRACKET, MOUNTING AIR BRAKE VALVE
880		RF	NOTE: ASM BELOW COMPRISED OF ABOVE COMPONENTS
881	2505660C91	RF	KIT, ABS BRACKET

FIGURE 15-5.19  
ELECTRICAL MODULE, CLOCKSRING ASM

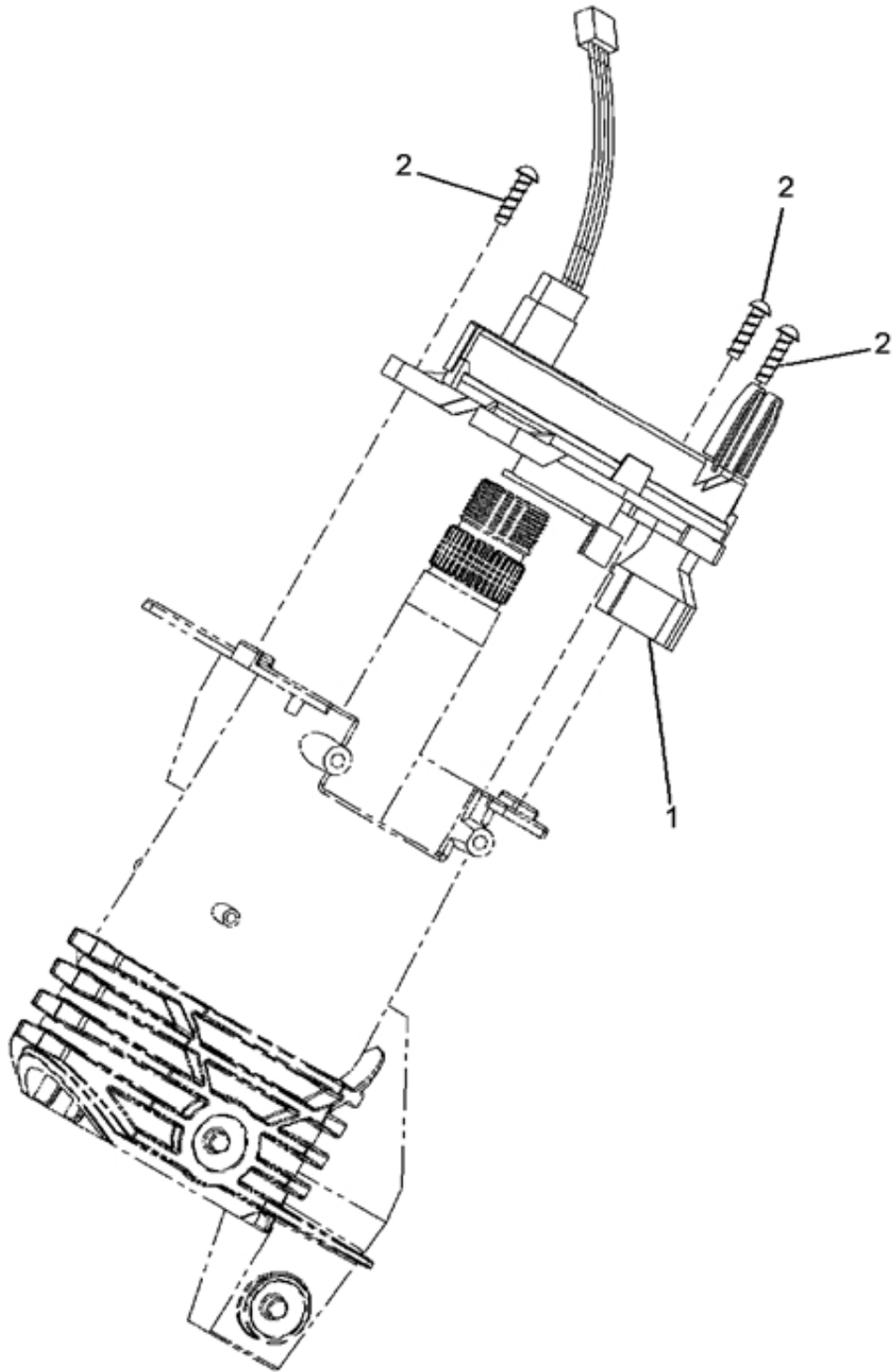


FIGURE 15-5.19  
ELECTRICAL MODULE, CLOCKSPRING ASM

Item	Part Number	Qty	Description
001		RF	CLOCKSPRING ASM A
002	2505847C1	3	SCREW, PLASTITE #8X1/2" P/HEAD A
801	2505657C91 2505657C91	KT	KIT, CLOCKSPRING W/CANCEL CAM
880		RF	(CONSISTS OF PARTS DENOTED BY A)
		RF	NOTE: ASM BELOW COMPRISED OF ABOVE COMPONENTS
881	3545991F91	RF	ELEC DCM*CLOCKSPRING

FIGURE 15-5.20  
KIT, CLOCKSPrING W/CANCEL CAM

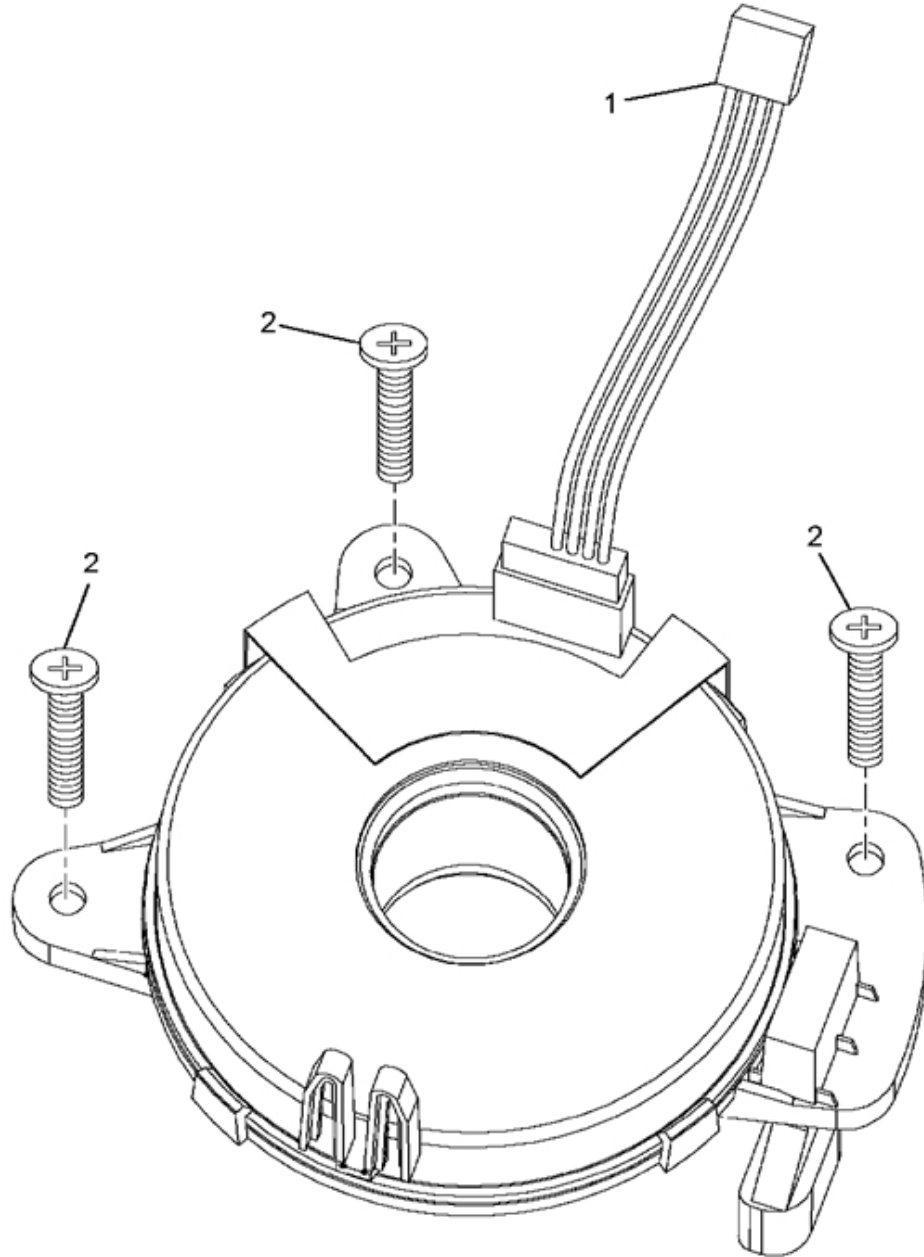


FIGURE 15-5.20  
KIT,CLOCKSPRING W/CANCEL CAM

Item	Part Number	Qty	Description
001	3591409C1	1	CLOCKSPRING W/CANCEL CAM
002	2505847C1	3	SCREW, PLASTITE #8X1/2" P/HEAD
880		RF	NOTE: ASM BELOW COMPRISED OF ABOVE COMPONENTS
881	2505657C91	RF	KIT,CLOCKSPRING W/CANCEL CAM

FIGURE 15-5.21  
KIT, TURN SIGNAL SWITCH

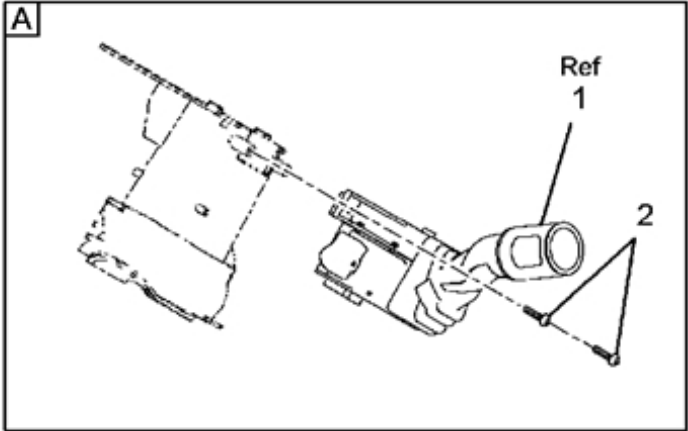
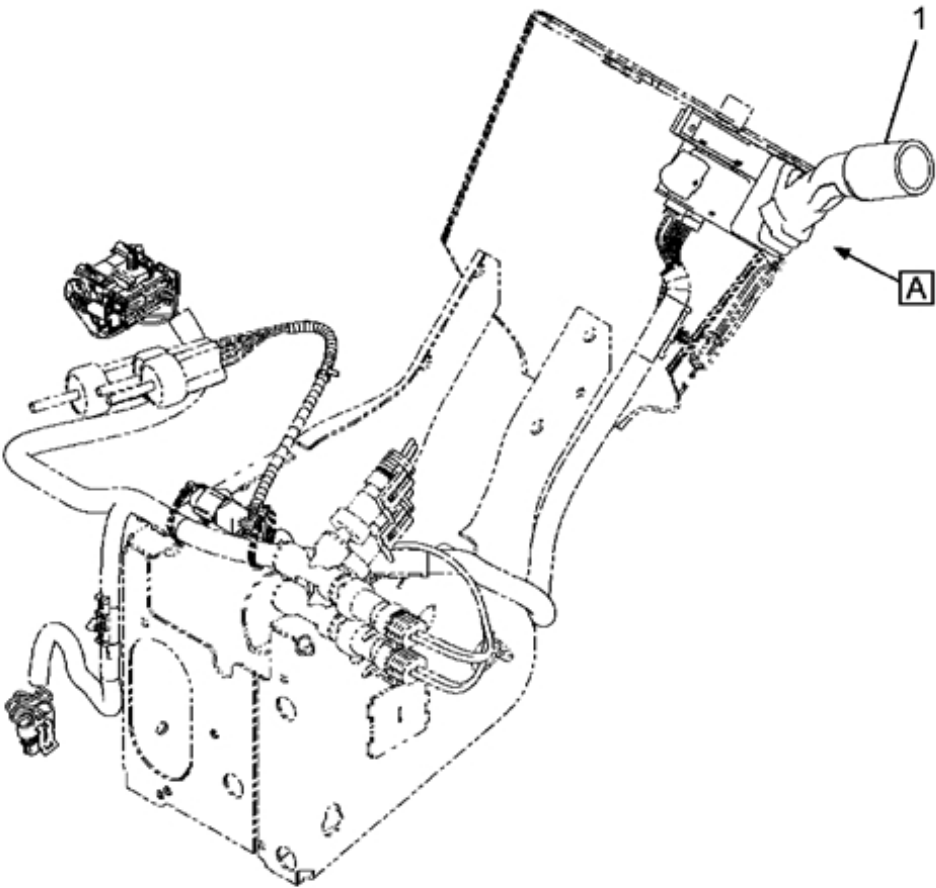


FIGURE 15-5.21  
KIT, TURN SIGNAL SWITCH

Item	Part Number	Qty	Description
001	3533428C91	1	SWITCH,TURN SIGNAL, MECHANICAL
002	2505847C1	2	SCREW, PAN HEAD, PLASTITE #8 X 1/2"
800		RF	NOTE: THE FOLLOWING PARTS ARE NON-ILLUSTRATED
801		RF	MANUAL, INSTRUCTION SHEET
880		RF	NOTE: ASM BELOW COMPRISED OF ABOVE COMPONENTS
881	2505659C91	RF	KIT, TURN SIGNAL SWITCH



FIGURE 15-5.22  
KIT, AIR BRAKE MANIFOLD, 4 PORT

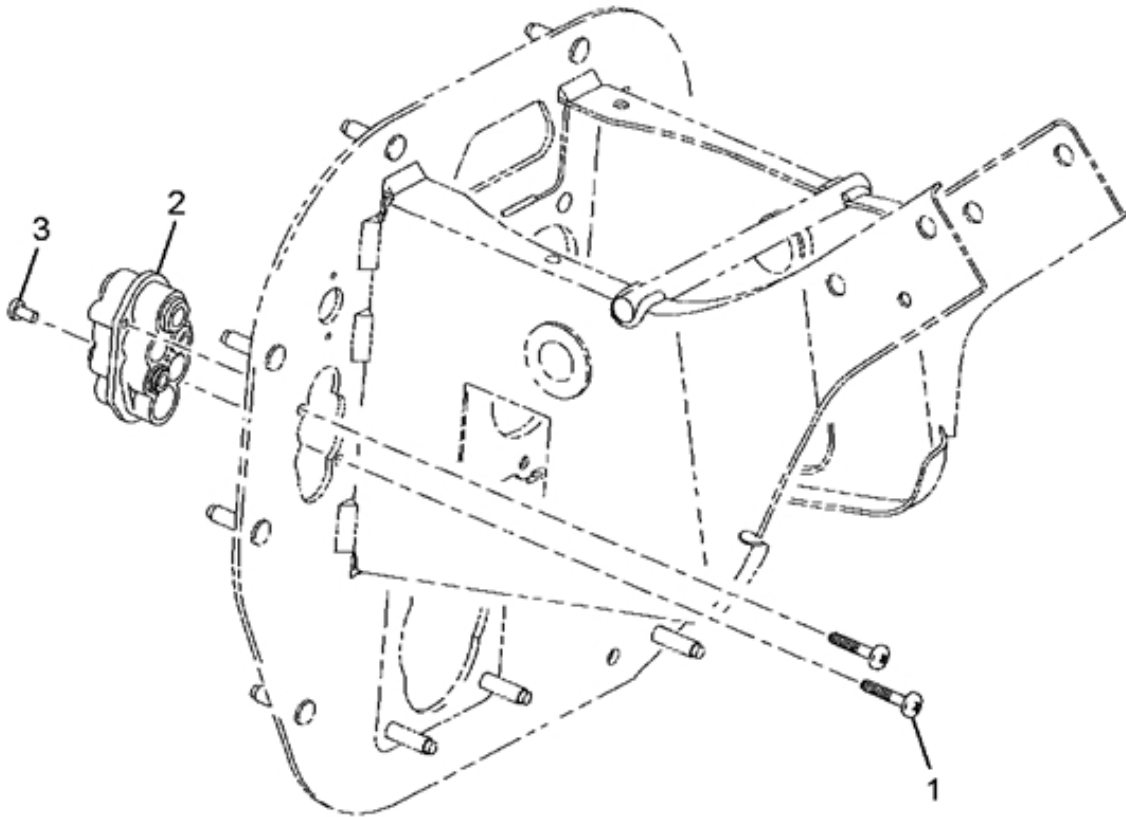


FIGURE 15-5.22  
KIT, AIR BRAKE MANIFOLD, 4 PORT

Item	Part Number	Qty	Description
001	2505847C1	2	SCREW, PAN HEAD, PLASTITE #8 X 1/2"
002	2505848C91	1	MANIFOLD, AIR 2W 3/8" & 1/4"
003	2505849C1	2	FITTING, MANIFOLD 1/4" QUICK CONTACT
800		RF	NOTE: THE FOLLOWING PARTS ARE NON-ILLUSTRATED
801	2505846C1	4	FITTING, MANIFOLD 3/8" QUICK CONTACT
802		RF	MANUAL, INSTRUCTION SHEET
880		RF	NOTE: ASM BELOW COMPRISED OF ABOVE COMPONENTS
881	2505674C91	RF	KIT, AIR BRAKE MANIFOLD, 4 PORT

FIGURE 15-6  
FRONT MTG, ARMORED FBC

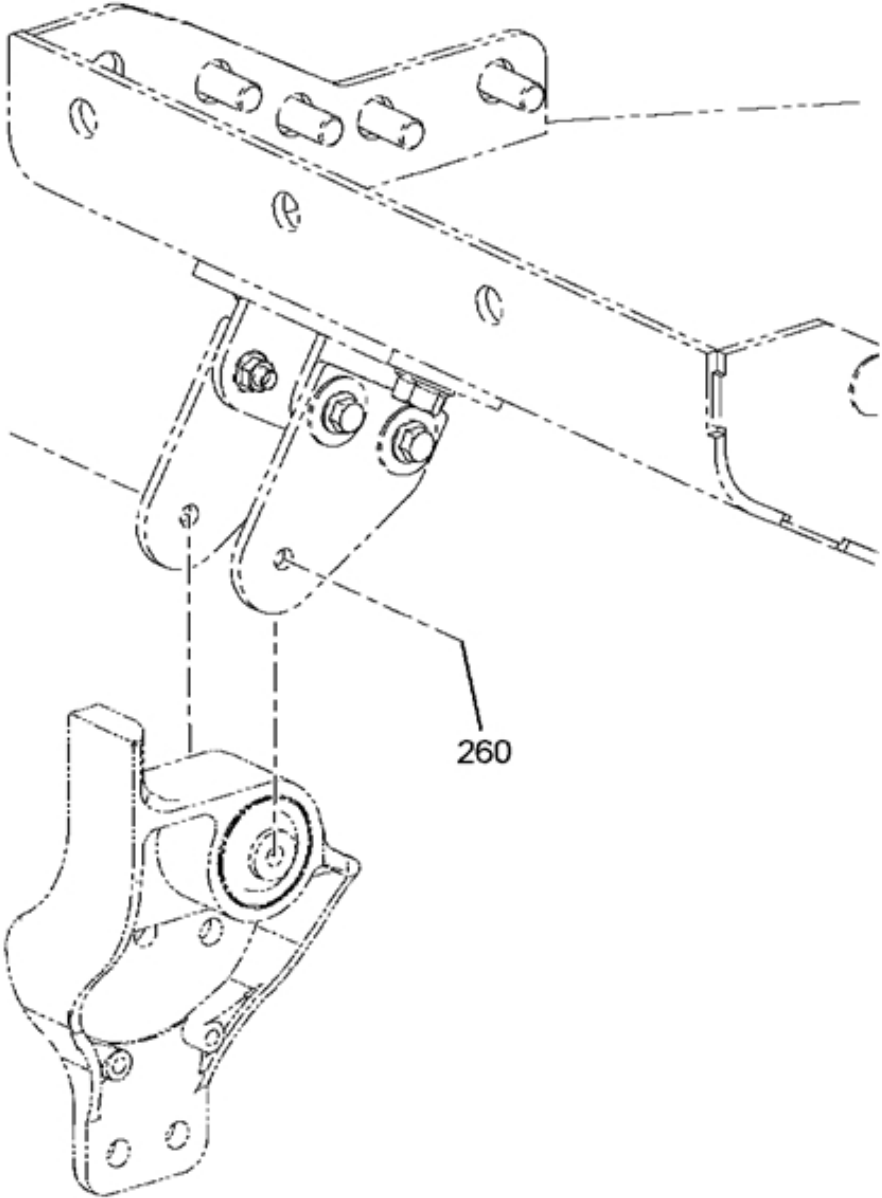


FIGURE 15-6  
FRONT MTG, ARMORED FBC

Item	Part Number	Qty	Description
260	31072R1	2	BOLT, M12 X 120 PHC CL 10.9 FL
	30755R1	2	NUT,HEX M12 FLANGED

FIGURE 15-7  
FUEL FIRE HEATER FOR: M-NGV-SS W/16044 W/16VRU

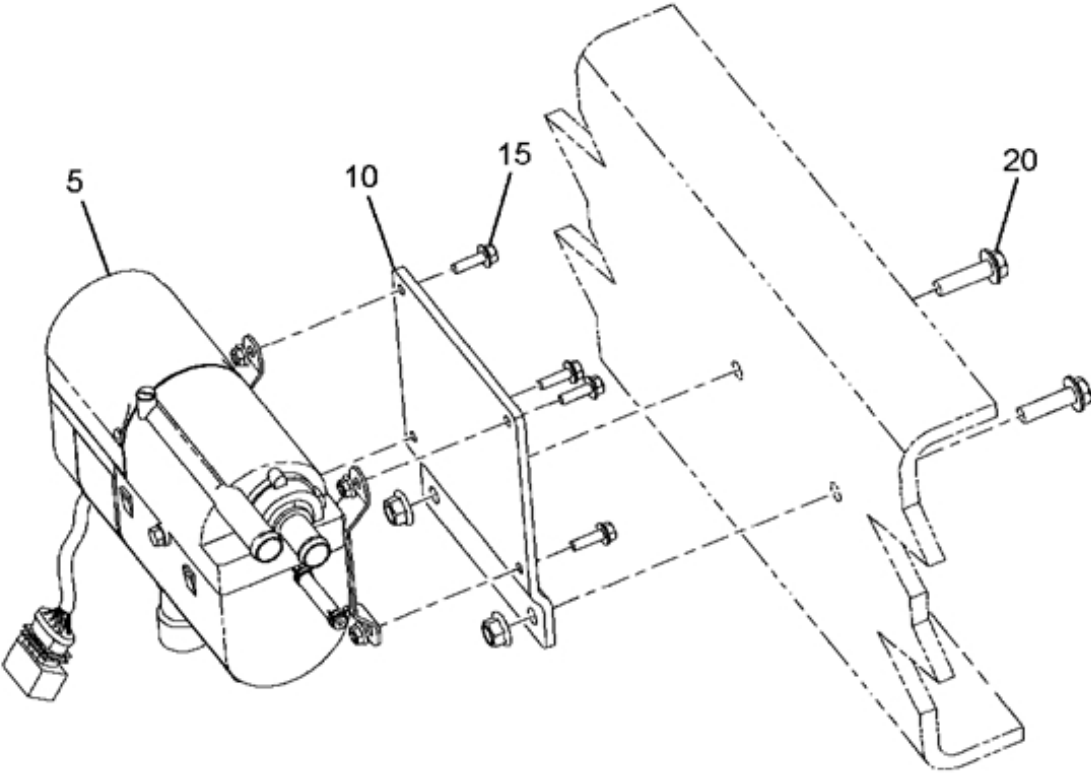


FIGURE 15-8  
HOSE ROUTINGS FOR FLAT BACK COWL VEHICLE

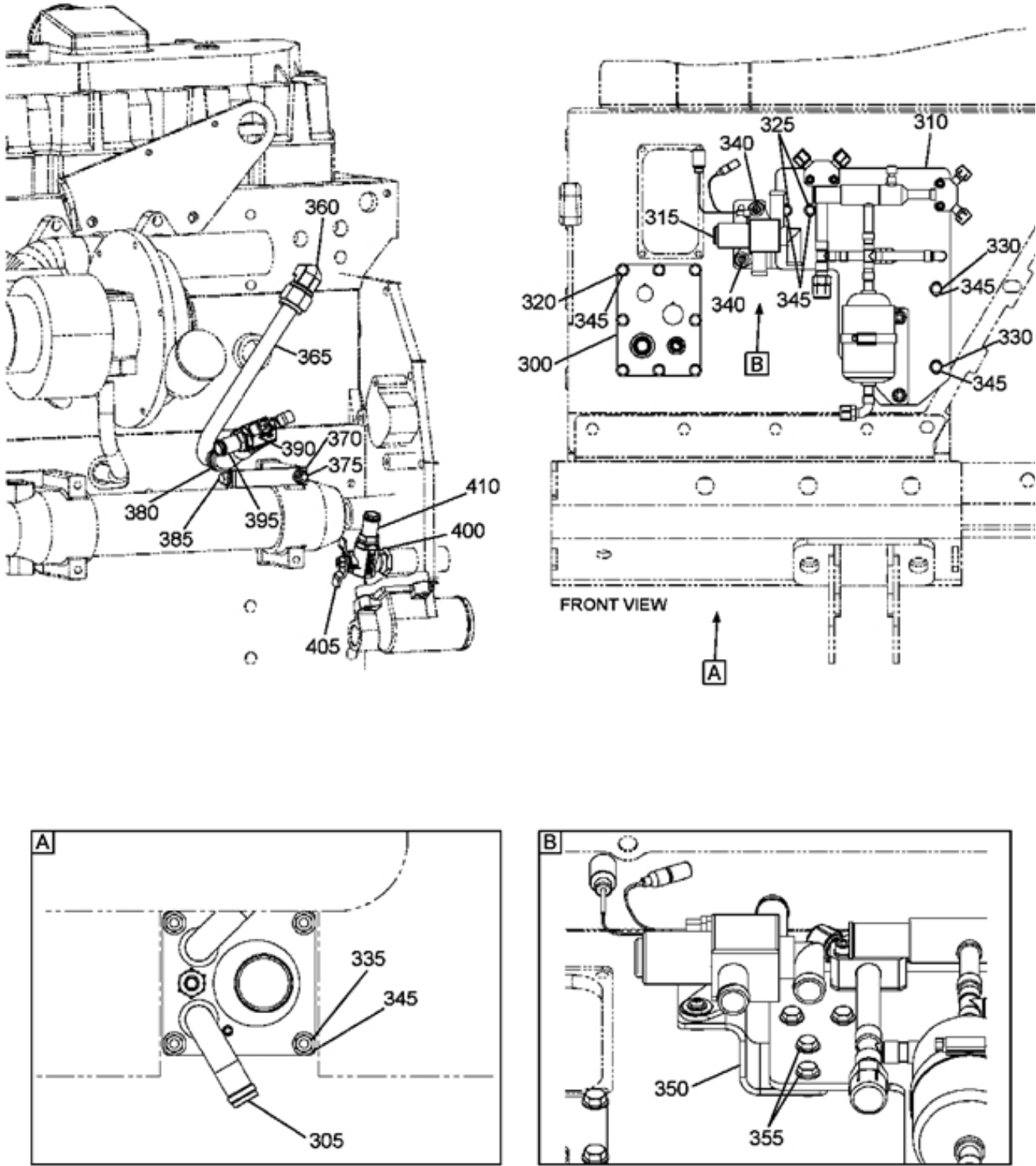


FIGURE 15-8  
HOSE ROUTINGS FOR FLAT BACK COWL VEHICLE

Item	Part Number	Qty	Description
300	3674240C1	1	PLATE, AC ELECTRICAL PENETRATI
305	3674241C1	1	PLATE, HEATER DUST PENETRATION
310	3674242C1	1	FILTER,DRIER AIR COND, MANIFOL
315	3674243C1	1	VALVE,SOLENOID, HEATER CONTROL
320	180079	8	FLANGED HEX BOLT, 5/16 - 18 X 1", GRADE 8
	120393	8	5/16"" FLAT WASHER
325	180020	2	1/4"" X 3/4"" BOLT
	25707R1	2	WASHER,FLAT 1/4 (.281X.625X.07
330	28640R1	2	BOLT,5/16-18 X 5/8 (SST)
	120393	2	5/16"" FLAT WASHER
335	180034	4	1/4"" X 1 1/2"" BOLT
	25707R1	8	WASHER,FLAT 1/4 (.281X.625X.07
	120375	4	1/4"" NUT
340	26667R1	2	SCREW,MACH #10-24 X 3/4 (PHC)
	120391	2	#10 FLAT WASHER
345	PTX24200		SEALANT,THREADLOCKER BLUE 6 ML
350	3820718C2	1	SUPPORT, 3-WAY VALVE ASSY
355	180020	2	1/4"" X 3/4"" BOLT
	25707R1	2	WASHER,FLAT 1/4 (.281X.625X.07
360	3600231C1	1	ELBOW,VIBRALOK 1/2-14 PIPE 90D
365	3821207C91	1	PIPE,ASSY FLUID HTR SUPPLY
	3821207C91		
370	968711R1	1	EXTENSION,CLIP
375	3544379C1	1	NUT,HEX FLG M8 METRIC
380	299566C1	1	CLAMP,.750 ZNP COATED
385	31055R1	1	HEX CAP BOLT 8M - 1.25 X 25
	3544379C1	1	NUT,HEX FLG M8 METRIC
390	3815520C1	1	VALVE, BALL, 90 DEGREE
395	864441R1	1	NIPPLE,HOSE 1/2 X 3/8
400	24466R1	1	BUSHING RED 3/4-14 NPTF
405	3815520C1	1	VALVE, BALL, 90 DEGREE
410	864441R1	1	NIPPLE,HOSE 1/2 X 3/8
ZZ1	3674019C91	1	HOSE, A/C, COMPRESSOR IN
	3674020C91	1	HOSE, A/C, COMPRESSOR OUT
	3674021C91	1	HOSE, A/C, PASSENGER CONDENSER IN
	3674022C91	1	HOSE, A/C, DRIVER CONDENSER IN
	3674023C91	1	HOSE, A/C, PASSENGER CONDENSER OUT
	3674024C91	1	HOSE, A/C, DRIVER CONDENSER OUT
	3674025C91	1	HOSE, A/C, FILTER OUTLET
	3674026C91	1	HOSE, A/C, EVAPORATOR IN
	3674027C91	1	HOSE, A/C, EVAPORATOR OUT

FIGURE 15-8.1  
PIPE, ASSY FLUID HTR SUPPLY

**NON-ILLUSTRATED  
FIGURE**



FIGURE 15-8.1  
 PIPE, ASSY FLUID HTR SUPPLY

Item	Part Number	Qty	Description
001	3596947C1	1	NUT, HEX TUBING 1/2-14
002	868268C1	1	NUT, FLEX 3/4" OD TUBE (1 1/8-18 THD)
003	868267C1	1	SLEEVE, FLEX TUBE
880		RF	NOTE: ASM BELOW COMPRISED OF ABOVE COMPONENTS
881	3821207C91	RF	PIPE, ASSY FLUID HTR SUPPLY

FIGURE 15-9  
MOUNTING HARDWARE INSTALLATION

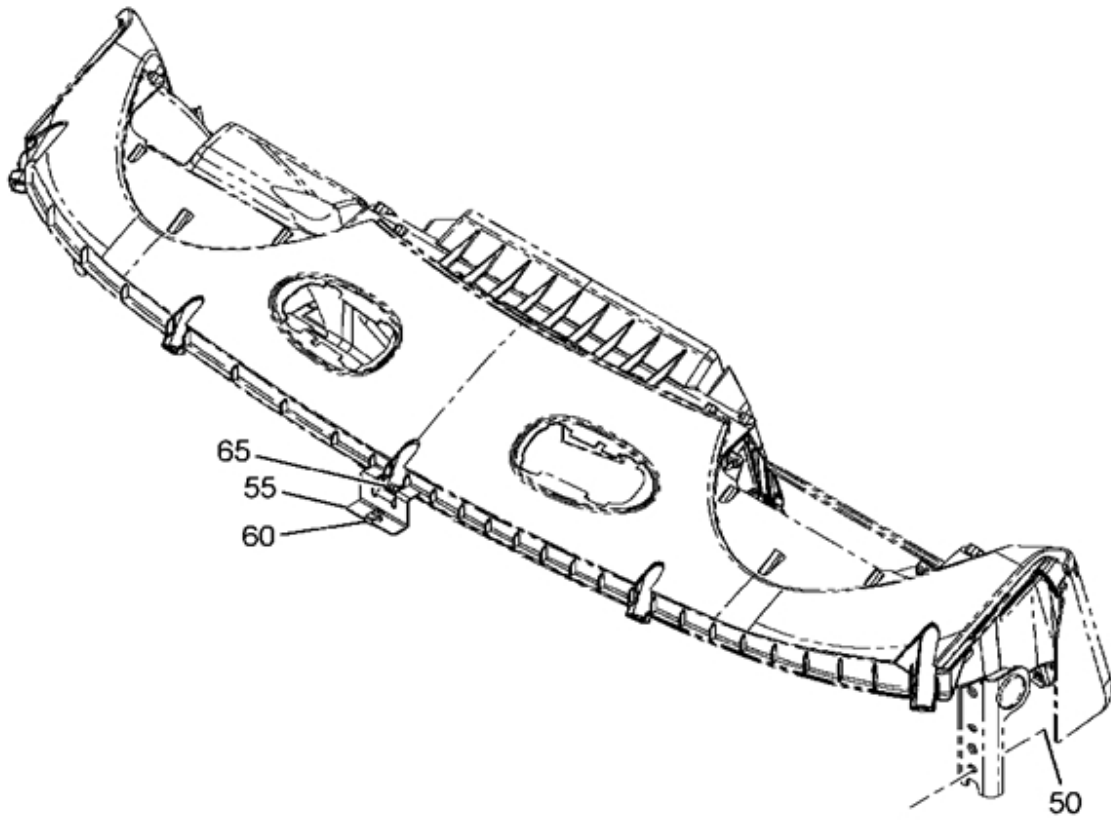


FIGURE 15-9  
MOUNTING HARDWARE INSTALLATION

Item	Part Number	Qty	Description
050	3514273C1	2	BOLT,SEMS M8 X 1.25-35
	3514273C1	2	BOLT,SEMS M8 X 1.25-35
055	3821158C1	1	BRACE,ASSY INSTR PANEL WELDED
060	1646174C1	1	NUT,SPEED
065	3535318C1	1	BOLT,SEMS M6X1.0-25 CL9.8

FIGURE 15-10  
MRAP BODY ASM

**NON-ILLUSTRATED  
FIGURE**

FIGURE 15-10  
MRAP BODY ASM

Item	Part Number	Qty	Description
010	0147000004-00 0147000004-00	1	BELLY DEFLECTOR - ASS'Y
015	0147000005-00 0147000005-00	1	DOOR SIDE RIGHT - ASS'Y
020	0147000006-00 0147000006-00	1	DOOR SIDE LEFT - ASS'Y
025	0147000009-00 0147000009-00	1	REAR WALL - ASS'Y
030	0147000011-00 0147000011-00	1	REAR DOOR + RAMP - ASS'Y
035	0147000018-00 0147000018-00	1	FRONT PROTECTION
040	0147000001-00 0147000001-00	1	ROOF ASM
045	0147000003-00 0147000003-00	1	FLOOR ASM
050	0147000007-00 0147000007-00	1	SIDE ASM, RIGHT
055	0147000008-00 0147000008-00	1	SIDE ASM, LEFT
060	0147000017-00 0147000017-00	1	STORAGE BOX ASM
065	0147000013-00 0147000013-00	1	NBC AND A/C ASM
070	0147000016-00 0147000016-00	1	SEAT ASM, SUSPENSION
080	000000001B-00 000000001B-00	1	ELECTRICAL ROOF EFFECTS
085	000000002B-00 000000002B-00	1	ELECTRICAL FRONT END EFFECTS
090	000000003B-00 000000003B-00	1	ELECTRICAL DASH EFFECTS
095	000000004B-00 000000004B-00	1	ELECTRICAL REAR END EFFECTS
100	000000005B-00 000000005B-00	1	MISCELLANEOUS HARDWARE
105	000000006B-00 000000006B-00	1	TURRET EFFECTS
110	000000007B-00 000000007B-00	1	INTERIOR EFFECTS
115	000000008B-00 000000008B-00	1	WINDSHIELD WASHER EFFECTS
120	000000009B-00 000000009B-00	1	PRODUCT GRAPHICS

FIGURE 15-10.1  
BELLY DEFLECTOR ASM

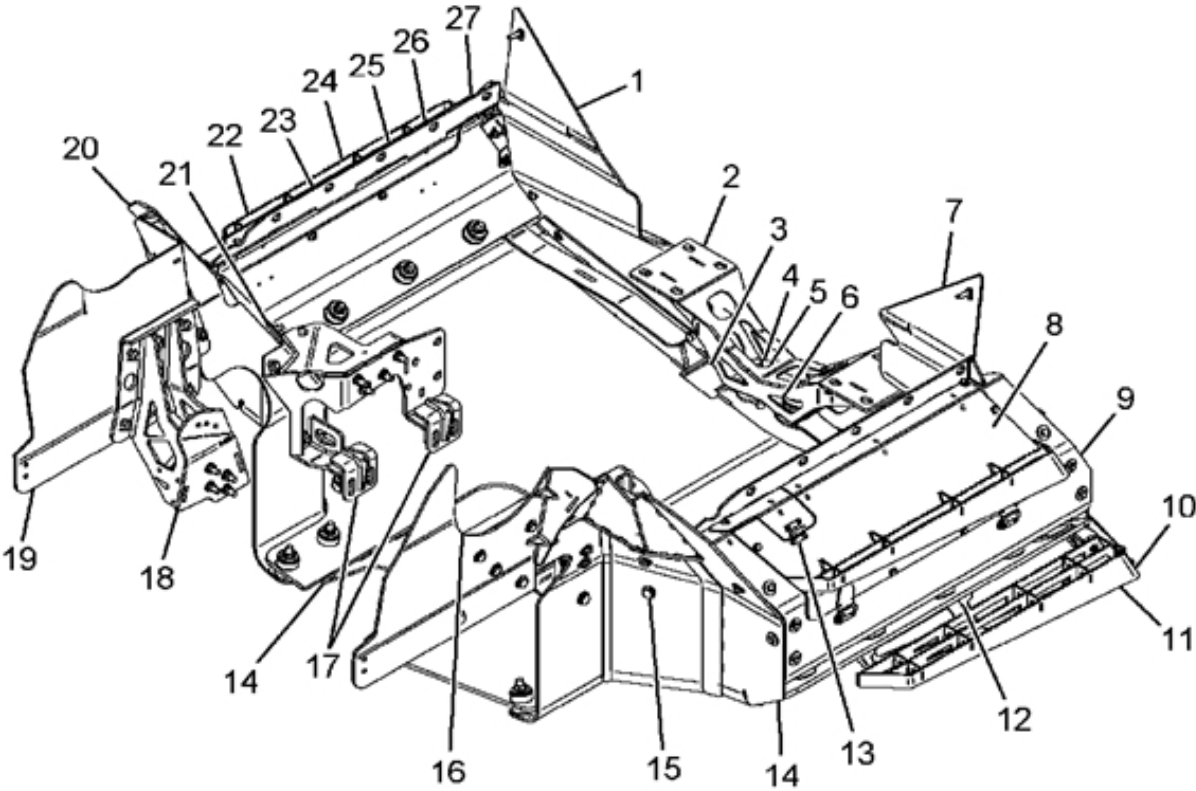


FIGURE 15-10.1  
BELLY DEFLECTOR ASM

Item	Part Number	Qty	Description
001	3112884C1L	1	REAR BELLY - RIGHT
002	3112874C1L	1	BELLY MOUNT
003	3112875C1L	1	REAR OVERLAP BELLY
004	3113094C1L	4	SPECIAL WASHER
005	3553405C1	2	PLASTIC FASTENER
006	3113091C1L	4	SPECIAL WASHER
007	3112885C1L	1	REAR BELLY - LEFT
008	3112882C1L	1	SIDE BELLY DOOR - LEFT
009	3112880C1L	1	SIDE BELLY - LEFT
010	3112897C1L	1	STAIR MOUNT LEFT
011	3112889C1L	1	STAIR LEFT
012	3112898C1L	1	STAIR MOUNT LEFT
013	3112896C1L	2	HINGE
014	3112873C1L	1	BELLY DEFLECTOR, (WELD)
015	3820286C1	22	FLANGED HEX BOLT, 3/4 - 10 X 1 3/4", GRADE 8
016	3112892C1L	1	SIDE ENGINE ARMOR LEFT (WELD)
017	3820432C1	1	BRACKET WHEEL DEFLECTOR
018	3112877C1L	1	BRACKET - RIGHT
019	3112893C1L	1	SIDE ENGINE ARMOR RIGHT (WELD)
020	3112895C1L	1	WHEEL DEF. RIGHT (WELD)
021	3112887C1L	1	FUEL COVER - RIGHT
022	3112879C1L	1	BRACKET - RIGHT
023	3112900C1L	1	STAIR MOUNT RIGHT
024	3112890C1L	1	STAIR RIGHT
025	3112883C1L	1	SIDE BELLY DOOR - RIGHT
026	3112881C1L	1	SIDE BELLY - RIGHT
027	3112899C1L	1	STAIR MOUNT RIGHT
800		RF	NOTE: THE FOLLOWING PARTS ARE NON-ILLUSTRATED
801	3112894C1L	1	WHEEL DEF. LEFT (WELD)
803	3112876C1L	1	BRACKET - LEFT
805	3112878C1L	1	BRACKET - LEFT
806	3112888C1L	2	WASHER
807	3113090C1L	20	SPECIAL WASHER
808	3112886C1L	1	FUEL COVER - LEFT
809	3113092C1L	4	BRACKET BUFFER MOUNT (WELD.)
810	3113093C1L	36	SPECIAL WASHER
811	3113095C1L	25	WASHER
812	5310000344-00	7	HEX SCREW 1/2"-13X1 1/4" UNC GRADE 8
813	3821149C1	8	BOLT, HEX, FLANGED 1/4-20 X 3/4
814	3821079C1	8	FIG.HEX.BOLT, COATING, GRADE-8, UNC
815	3820288C1	25	FLANGED HEX BOLT, 1/2 - 13 X 1 1/2", GRADE 8
816	3821092C1	2	FLG. HEX. BOLT, COATED, 1/2" X 2-1/2" UNC
817	3821090C1	20	FLANGED HEX BOLT, 1/2 - 13 X 1", GRADE 8
818	3821048C1	14	BOLT , HEX, 3/4- 10X 4 1/2
819	3821059C1	2	BOLT 7/8-9 X 5
820	3113003C1L	2	FLAT WASHER 1/2X1"X1/8
821	25712R1	30	WASHER FLAT 3/4"X1 1/2"X1/8"

FIGURE 15-10.1  
BELLY DEFLECTOR ASM

Item	Part Number	Qty	Description
822	3820294C2	AR	HEX FLANGE NUT1/2", UNC GRADE 8
823	3821116C1	8	HEX FLANGE NUT1/4 UNC GRADE5
824	3821122C1	14	FLANGED HEX NUT, 3/4 -10, GRADE 8
825	5340000418-00	AR	HM MOUNT 005
826	5320000110-00	28	WASHER FLAT 5/8"X1 5/16"X .100" SAE
827	5310000462-00	16	FLG. HEX. BOLT5/8 " X 2" UNC GR. 8
828	5330000073-00	28	HEX FLG SELF LOCK NUT, 5/8 UNC GR8
829	5320000089-00	4	FLAT WASHER 5/8" X 1 5/8" X 1/8"
830	5330000059-00	8	HEX NUT, 5/8" UNC GR8
880		RF	NOTE: ASM BELOW COMPRISED OF ABOVE COMPONENTS
881	0147000004-00	RF	BELLY DEFLECTOR - ASS'Y



FIGURE 15-10.2  
RIGHT SIDE DOOR ASM

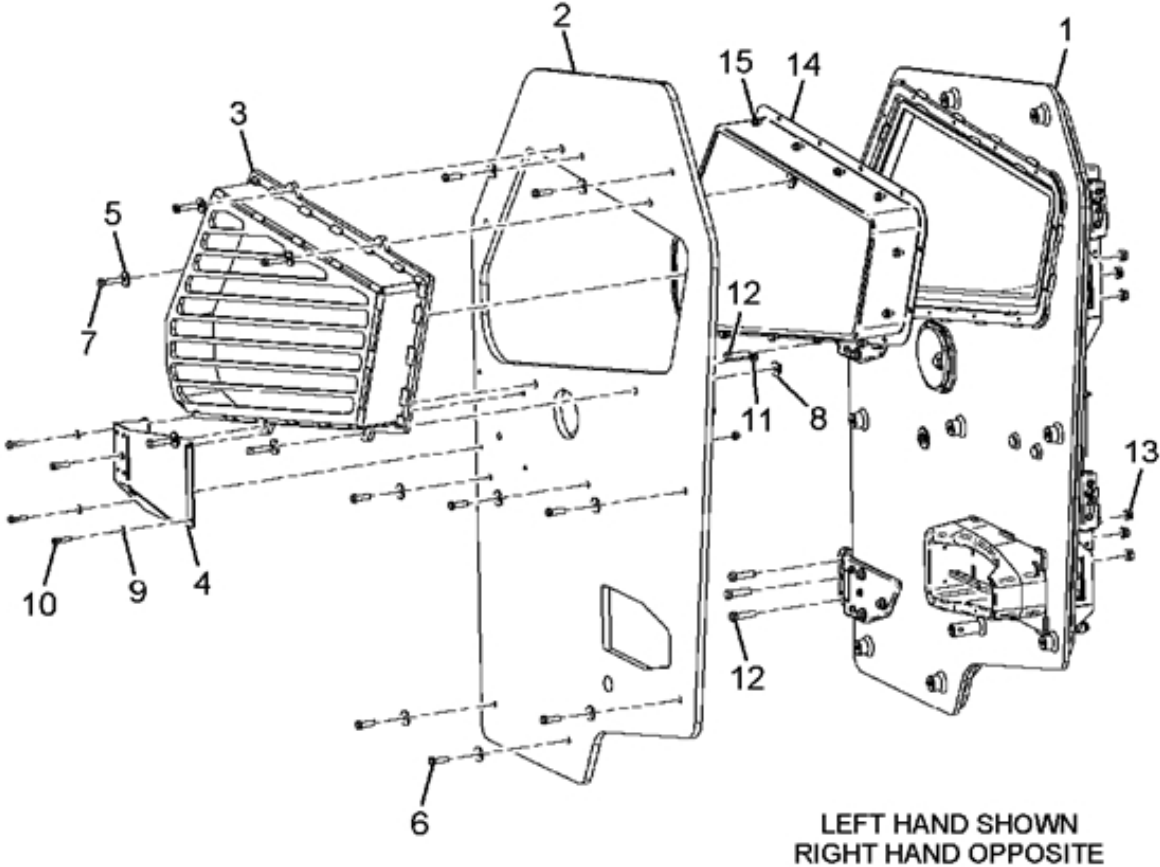


FIGURE 15-10.2  
RIGHT SIDE DOOR ASM

Item	Part Number	Qty	Description
001	3112901C91L	1	RIGHT DOOR - S.ASS'Y
002	3112902C1L	1	ADD ON DOOR
003	3112945C1L	1	DOOR , RIOT PROTECTION - RIGHT
004	3113096C1L	1	MIRROR HOLDER RIGHT
005	5320000039-00	13	FLAT WASHER 3/8"X1.25X1/8
006	3821089C1	13	FIG.HEX.BOLT, 3/8"X1-1/4", GRADE-8, UNC
007	5310000447-00	1	FIG.HEX.BOLT, COATING, GRADE-8, UNC
008	3821118C1	5	FLANG NUT 3/8 UNC GR 8
009	120393	4	5/16" FLAT WASHER
010	3821008C1	4	5/16 X 1" BOLT KBR
011	3821117C1	1	HEX FLANGE NUT 5/16 NC GRADE 8
012	3821002C1	6	7/16 - 14 X 13/4 HEX CAP BOLT
013	24513R1	6	FLANG NUT UNC 7/16" GR 8
014	3112956C91	1	ARMOR GLASS ASM, RIGHT DOOR
015	3821081C1	13	BOLT 5/6-18 X 1/2
800		RF	NOTE: THE FOLLOWING PARTS ARE NON-ILLUSTRATED
801	3564251C1	17	TRIM CLIP
802	3113097C1L	1	INTERIOR PLASTIC TRIM
803	3113098C1L	1	EXTERIOR PLASTIC TRIM
804	3113099C1L	1	TEE, CONNECTION 3/8" TO 8MM
805	3112794C91L	1	CABLE, THRU DOOR POWER MIRROR
806	3113223C91L	1	MIRROR, POWERED, RIGHT SIDE
807	411597R1	AR	NYLOC NUT
808	3821085C1	4	BOLT 5/16-18 X 1 1/4
809	3821175C2	4	SCREW, SOCKET 5/16-18X 11/4
880		RF	NOTE: ASM BELOW COMPRISED OF ABOVE COMPONENTS
881	0147000005-00	RF	DOOR SIDE RIGHT - ASS'Y

FIGURE 15-10.3  
LEFT SIDE DOOR ASM

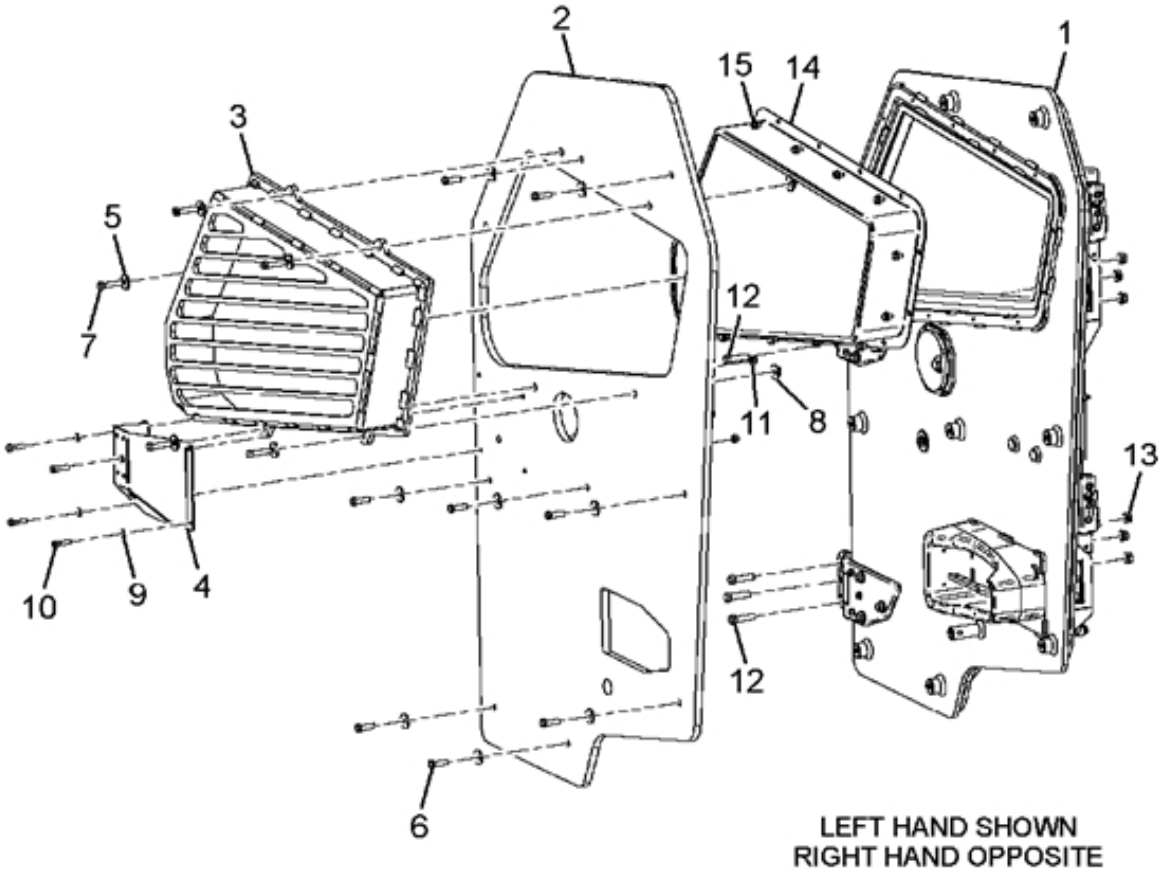


FIGURE 15-10.3  
LEFT SIDE DOOR ASM

Item	Part Number	Qty	Description
001	3112904C91L	1	LEFT DOOR - S.ASS'Y
002	3112902C1L	1	ADD ON DOOR
003	3112946C1L	1	DOOR , RIOT PROTECTION - LEFT
004	3113100C1L	1	MIRROR HOLDER LEFT
005	5320000039-00	18	FLAT WASHER 3/8"X1.25X1/8
006	3821089C1	8	FIG.HEX.BOLT, 3/8"X1-1/4", GRADE-8, UNC
007	5310000447-00	5	FIG.HEX.BOLT, COATING, GRADE-8, UNC
008	3821118C1	5	FLANG NUT 3/8 UNC GR 8
009	120393	4	5/16" FLAT WASHER
010	3821008C1	4	5/16 X 1" BOLT KBR
011	3821117C1	4	HEX FLANGE NUT 5/16 NC GRADE 8
012	3821002C1	6	7/16 - 14 X 13/4 HEX CAP BOLT
013	24513R1	6	FLANG NUT UNC 7/16" GR 8
014	3112957C91	1	ARMOR GLASS ASM, LEFT DOOR
015	3821081C1	13	BOLT 5/6-18 X 1/2
800		RF	NOTE: THE FOLLOWING PARTS ARE NON-ILLUSTRATED
801	3564251C1	17	TRIM CLIP
802	3113097C1L	1	INTERIOR PLASTIC TRIM
803	3113098C1L	1	EXTERIOR PLASTIC TRIM
804	3112794C91L	1	CABLE, THRU DOOR POWER MIRROR
805	3113222C91L	1	MIRROR, POWERED, RIGHT SIDE
806	411597R1	AR	NYLOC NUT
808	3821085C1	4	BOLT 5/16-18 X 1 1/4
809	3821175C2	4	SCREW, SOCKET 5/16-18X 11/4
880		RF	NOTE: ASM BELOW COMPRISED OF ABOVE COMPONENTS
881	0147000006-00	RF	DOOR SIDE LEFT - ASS'Y

FIGURE 15-10.4  
REAR WALL - ASM

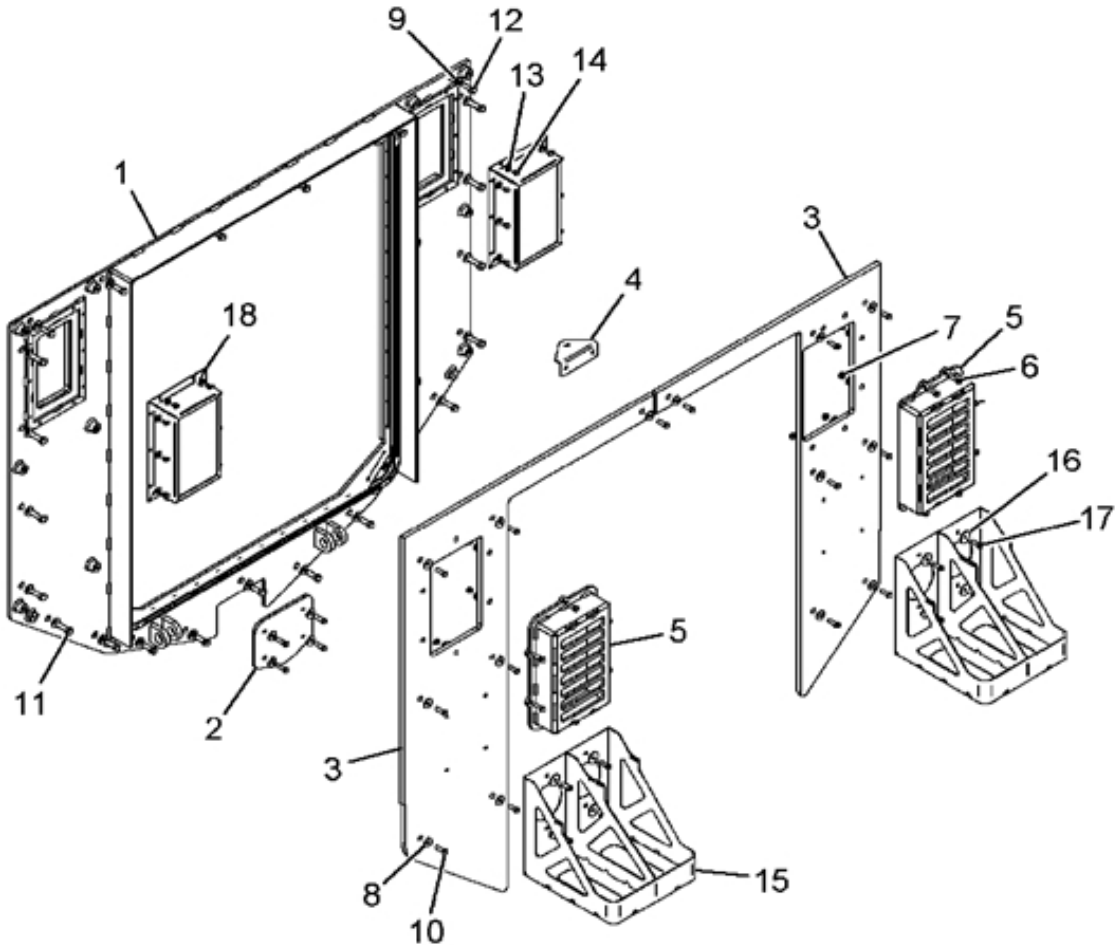


FIGURE 15-10.4  
REAR WALL - ASM

Item	Part Number	Qty	Description
001	3112950C1L	1	REAR WALL (WELD)
002	3112951C1L	1	REAR WALL OVERLAP
003	3112953C1L	1	ADD ON - REAR WALL LEFT
	3112952C1L	1	ADD ON - REAR WALL RIGHT
004	3113103C1L	1	BRACKET (WELD)
005	3112954C1L	1	REAR WALL, RIOT PROTECTION - RIGHT
	3112955C1L	1	REAR WALL, RIOT PROTECTION - LEFT
006	3820293C2	16	FLANGED HEX BOLT, 3/8 - 16 X 1 1/2", GRADE 8
007	3821118C1	20	FLANG NUT 3/8 UNC GR 8
008	5320000039-00	30	FLAT WASHER 3/8"X1.25X1/8
009	25710R1	23	WASHER, 1/2" FLAT USS
010	3821089C1	14	FIG.HEX.BOLT, 3/8"X1-1/4", GRADE-8, UNC
011	3821091C1	10	FLANGED HEX BOLT, 1/2 - 13 X 2", GRADE 8
012	3820288C1	12	FLANGED HEX BOLT, 1/2 - 13 X 1 1/2", GRADE 8
013	5320000051-00	20	FLAT WASHER 5/16"X21X3
014	5310000500-00	20	HEX SCREW 5/16"X 3/8"
015	3113102C1L	2	JERRYCAN MOUNT
016	5320000158-00	8	FLAT WASHER 3/8"X11/2X1/8
017	5310000653-00	8	SCREW BUTTON HEX UNC 3/8"X1 1/4" GR8
018	3112961C91L	AR	ARMOR GLASS REAR WALL ASS'Y
800		RF	NOTE: THE FOLLOWING PARTS ARE NON-ILLUSTRATED
801	5540000041-00	1	RUBBER
802	3113155C1L	AR	JERRY CANS - FUEL
803	3113156C1L	AR	JERRY CANS - WATER
804	JCB001	AR	JERRY CAN MOUNTING BRACKET
805		AR	JERRY CAN MOUNTING STRAPS
806	3113157C1L	AR	BRAKE CAGE TOOL 3/4 COMBO
807	2034082C1	AR	P-CLIP, CAGE TOOL HOLDER
808	3113158C1L	AR	TOOL HOLDER MTG HDWARE
880		RF	NOTE: ASM BELOW COMPRISED OF ABOVE COMPONENTS
881	0147000009-00	RF	REAR WALL - ASS'Y

FIGURE 15-10.5  
REAR DOOR AND RAMP ASM

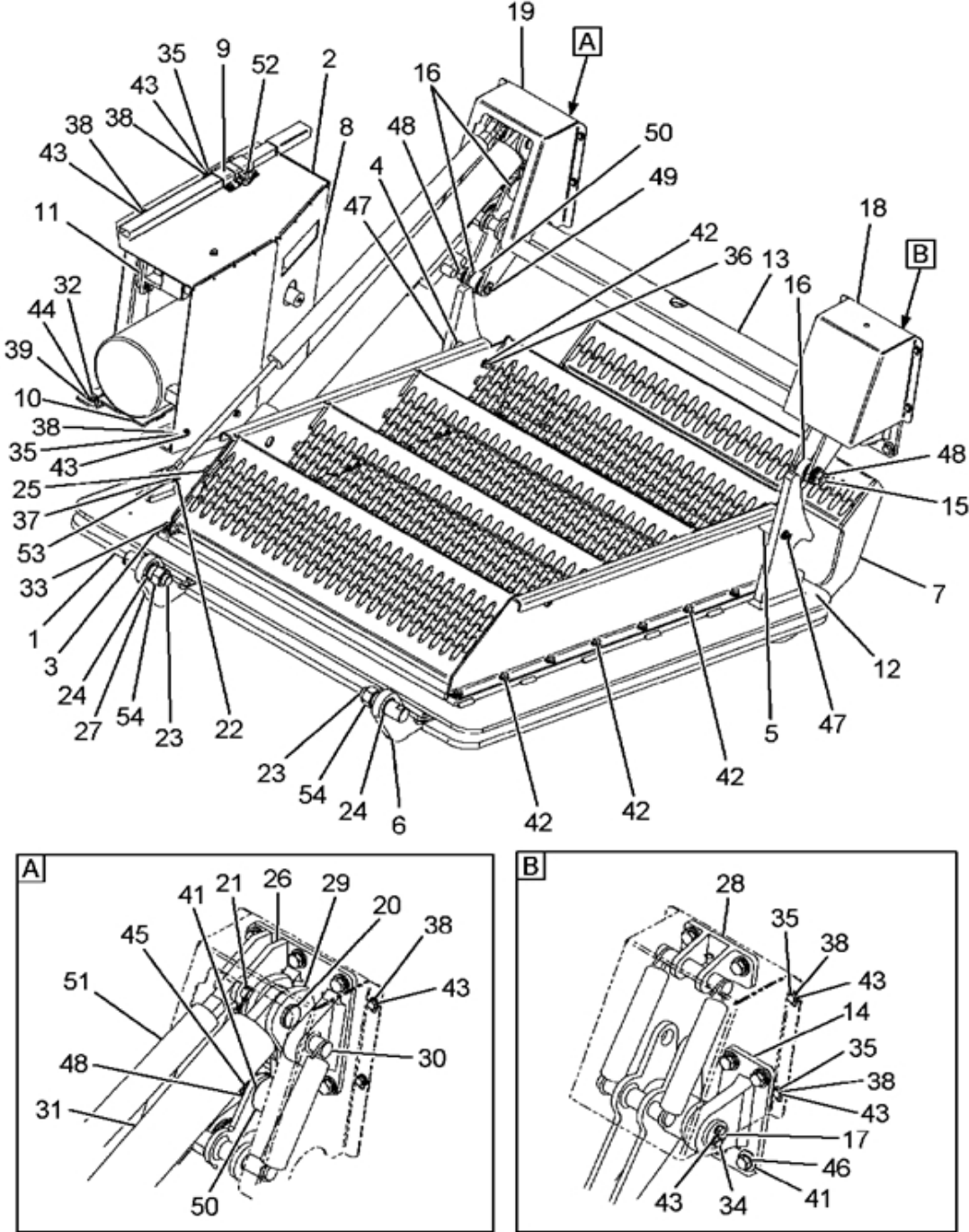


FIGURE 15-10.5  
REAR DOOR AND RAMP ASM

Item	Part Number	Qty	Description
001	3112986C1L	1	COVER
002	3112972C91L	1	HYDRAULIC POWER UNIT
003	3113104C1L	1	STEPS WELDING
004	3113105C1L	1	THREADED BUSHING - LONG
005	3113106C1L	1	THREADED BUSHING - SHORT
006	3113107C1L	1	HINGE REAR DOOR LEFT
007	3112964C1L	1	STEP ASSY
008	3113108C1L	1	PUMP COVER (WELD)
009	3113109C1L	1	HANDLE BRAKET
010	3113110C1L	1	SUPPORT COVER (WELD)
011	3113111C1L	1	PLATE
012	3112963C1L	1	WELD RAMP-DOOR (WELD)
013	3112965C1L	1	LOCKER SHAFT
014	3112966C1L	2	BEARING HOUSING
015	3112975C1L	3	AXIS ROLLER
016	3112976C1L	6	SPACER AXIS
017	3112977C1L	2	DOUBLE HOLE WASHER
018	3112978C1L	1	COVER LEFT
019	3112979C1L	1	COVER RIGHT
020	3112980C1L	1	PIN CYLINDER TOP
021	3112981C1L	1	PIN GAS SPRING TOP
022	3112982C1L	1	PIN GAS SPRING BOTTOM
023	3112983C1L	2	PIN AXIS DOOR
024	3112984C1L	2	SPACER AXIS
025	3112967C1L	1	PIN CYLINDER BOTTOM (WELD)
026	3112968C1L	1	CYLINDER MOUNT
027	3112969C1L	1	HINGE REAR DOOR RIGHT
028	3112970C1L	1	HOLDER SPRINGS
029	3112971C91L	1	LEVER CAM CYLINDER
030	3112985C1L	1	AXIS CYLINDER TOP
031	3112973C91L	1	HYDRAULIC CYLINDER
032	5310000295-00	4	SCREW HEX UNF 5/16"X1" GR 8
033	5310000335-00	16	HEX SCREW 3/8X 3/4"
034	5310000357-00	4	SCREW, HEX, UNC 1/4X1/2" GD 8
035	5310000359-00	16	SCREW, HEX, UNC 1/4X5/8" GD 8
036	5310000623-00	1	SCREW HEX UNC 3/8X4 3/4" GR 8
037	5320000005-00	3	WASHER FLAT M4X9X0.8
038	5320000037-00	16	FLAT WASHER 1/4"X16X1.5
039	5320000038-00	4	FLAT WASHER 5/16"X7/8X1/8
041	5320000055-00	15	FLAT WASHER 7/16"X1 1/8"X1/16"
042	120394	28	SPRING WASHER LOCK 3/8"
043	5320000090-00	20	SPRING WASHER LOCK 1/4"
044	5320000091-00	12	SPRING WASHER LOCK 5/16"
045	5320000157-00	3	TOOTHED LOCK WASHER M20 DIN 6797
046	5320000058-00	15	SPRING WASHER 7/16
047	3821118C1	4	FLANG NUT 3/8 UNC GR 8
048	3113000C1L	3	FLANGE NUTUNC 3/4" GR 5
049	3112989C1L	3	GREASE NIPPLE HGF-2
050	5340000425-00	3	ROLLER FOLLOWER NART 20 VUUR (IKO)



FIGURE 15-10.5  
REAR DOOR AND RAMP ASM

Item	Part Number	Qty	Description
051	5340000443-00	1	NON-ILLUSTRATED GAS SPRING A8C8Z-B-600-1106-001/4000N -BANSBACH
052	5340000459-00	1	BLACK PLASTIC STEEL STUD KHY-210
053	5340000461-00	2	DIN 94 SPLIT PIN D4X20
054	MPN621	2	SCREW NYLOC UNC 1"
800		RF	NOTE: THE FOLLOWING PARTS ARE
801	3113112C91L	1	HYDRAULIC KIT
802	5310000044-00	2	HEXAGON HEAD BOLT M10X20
803	5310000260-00	4	SCREW HEX -UNC 3/8X1 3/4 ,GD 8
804	5310000329-00	8	SCREW HEX UNC 5/16"X3/4" GR 8
805	5310000337-00	2	HEX SCREW 3/8X1 1/4"
806	3821089C1	5	FIG.HEX.BOLT, 3/8"X1-1/4", GRADE-8, UNC
807	5310000646-00	15	HEX SCREW,UNC, 7/16X1" GD 8
808	5310000647-00	1	SCREW HEX UNC 3/8X3 1/4" GR 8
809	5310000651-00	8	HEX SCREW 1/2"X1 1/8" UNC GRADE 8
810	5320000029-00	2	FLAT WASHER M10X20X3
811	5320000039-00	5	FLAT WASHER 3/8"X1.25X1/8
812	5320000051-00	8	FLAT WASHER 5/16"X21X3
813	25710R1	8	WASHER, 1/2" FLAT USS
814	3113002C1L	8	SPRING WASHER LOCK 1/2"
815	25712R1	3	WASHER FLAT 3/4"X1 1/2"X1/8"
816	5320000120-00	2	STAR WASHER M10 DIN 6798A
817	3112993C1L	4	SPHERICAL BUSHING GE30ES-2RS (IKO)
818	3112999C1L	2	BEARING
819	5340000462-00	1	DIN 94 SPLIT PIN D4X32
820	5340000463-00	2	DIN 471 EXTERNAL CIRCLIP D25
821	5340000464-00	2	DIN 472 INTERNAL CIRCLIP D47
822	5340000465-00	1	DIN 1481 ROLLED PIN D6X40
823	5340000466-00	1	RETAUMING PIN (R-PIN) 5MM FOR ROD 25MM
824	3112988C1L	4	SPRING SPECE 1250-135-5500M
825	40346R1	AR	BOLT 1-14 X 3
826	3113175C91L	AR	TROUBLE LIGHT (STUBBY W/SWITCH
827	3112814C91L	AR	HARNESS, WIPER WIRING JUMPER
828	3112808C91L	AR	CABLE, TRAILER/TOW 8' COILED
829	3112815C91L	1	HARNESS, INTERNAL RAMP POWER
830	3113129C91L	AR	HARNESS, RAMP CONTROL
831	3112827C91L	AR	CABLE, ROOF GROUND STRAP
832	3112817C91L	AR	HARNESS, HYD STA CONTROL
833	3112828C91L	AR	CABLE, HULL GROUND STRAP
834	3113192C1L	AR	SNATCH BLOCK
880		RF	NOTE: ASM BELOW COMPRISED OF ABOVE COMPONENTS
881	0147000011-00	RF	REAR DOOR + RAMP - ASS'Y

FIGURE 15-10.6  
FRONT PROTECTION

# PRELIMINARY FIGURE

FIGURE 15-10.6  
FRONT PROTECTION

Item	Part Number	Qty	Description	Kit	Var	Fig
001	3113053C1L	1	BRACKET WINDSCREEN ADD ON - RIGHT			
002	3113054C1L	1	BRACKET WINDSCREEN ADD ON - LEFT			
003	3113055C1L	1	BRACKET WINDSCREEN ADD ON - MIDDLE			
004	3113114C1L	1	UPHOLSTERY A PILLAR R			
005	3113115C1L	1	UPHOLSTERY A PILLAR L			
006	3113056C1L	2	BRACKET			
007	3113057C1L	4	BRACKET			
008	3113058C1L	1	ADD- ON FRONT			
009	3113059C1L	1	IP BRACKET, RIGHT			
010	3113060C1L	1	IP BRACKET, LEFT			
011	3113061C1L	4	INSERT, DOOR RETAINER			
012	3113062C1L	4	INSERT, DOOR RETAINER			
013	3113063C1L	2	LEVER			
014	3113064C1L	1	BRACKET			
015	3113185C1L	2	DELARIN			
016	3113065C1L	3	BRACKET			
017	3113066C1L	2	DOOR RETAINER			
018	3113067C1L	2	DOOR RETAINER			
019	3113068C1L	4	BRACKET			
020	3113069C1L	2	ADD ON - SIDE FRONT			
021	5310000337-00	3	HEX SCREW 3/8X1 1/4"			
022	3820293C2	2	FLANGED HEX BOLT, 3/8 - 16 X 1 1/2", GRADE 8			
023	3820288C1	8	FLANGED HEX BOLT, 1/2 - 13 X 1 1/2", GRADE 8			
024	3821091C1	3	FLANGED HEX BOLT, 1/2 - 13 X 2", GRADE 8			
025	3821078C1	29	FLG. HEX. BOLT, GRADE-8, UNC 1/4"X1/2"			
026	3821081C1	23	BOLT 5/6-18 X 1/2			
027	3820289C1	3	BOLT FLG HEX UNC 1/2"X1 3/4" GR 8			
028	5320000039-00	7	FLAT WASHER 3/8"X1.25X1/8			
029	5320000051-00	17	FLAT WASHER 5/16"X21X3			
030	25710R1	16	WASHER, 1/2" FLAT USS			
031	3821118C1	1	FLANG NUT 3/8 UNC GR 8			
032	5340000435-00	2	BALL LOCK PIN BUTTON HEAD 3/8"XGRIP 3",4130 STEEL			
033	5340000447-00	4	FLANGE BEARING GFM 1012-06			
034	5340000448-00	4	FLANGE BEARING GFM 1416-06			
035	3820289C2	AR	FLANGED HEX BOLT, 1/2 - 13 X 1 3/4", GRADE 8			
036	3112962C91L	AR	ARMOR GLASS WINDSCREEN ASS'Y			
037	3113186C1L	AR	SIKAFLEX 265			
038	3113187C1L	AR	SIKAFLEX 206 PRIMER			
039	3820399C91	AR	FENDER EXT FIBERGLASS PANEL LH			
040	3790048C1	AR	EXTENSION,FENDER LH			
041	3820397C1	AR	BRACE, FENDER BRKT LH			
042	3544925C2	AR	CATCH, HOOD			
043	3566930C1	AR	BOLT, SEMS			
044	575359C1	AR	RIVET, BLIND			
045	3820400C91	AR	FENDER EXT FIBERGLASS PANEL RH			
046	3790049C1	AR	EXTENSION,FENDER RH			
047	3820398C1	AR	BRACE, FENDER BRKT RH			

FIGURE 15-10.7  
ROOF ASM

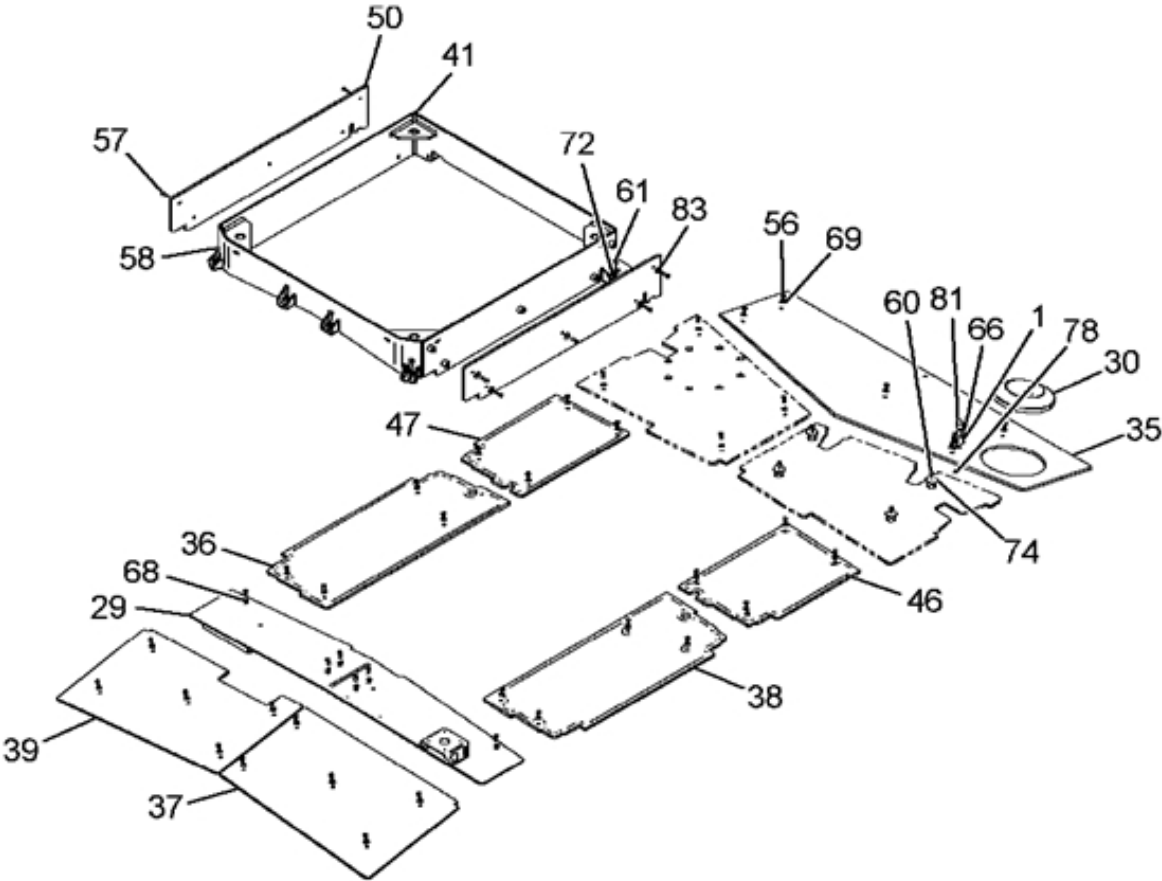


FIGURE 15-10.7  
ROOF ASM

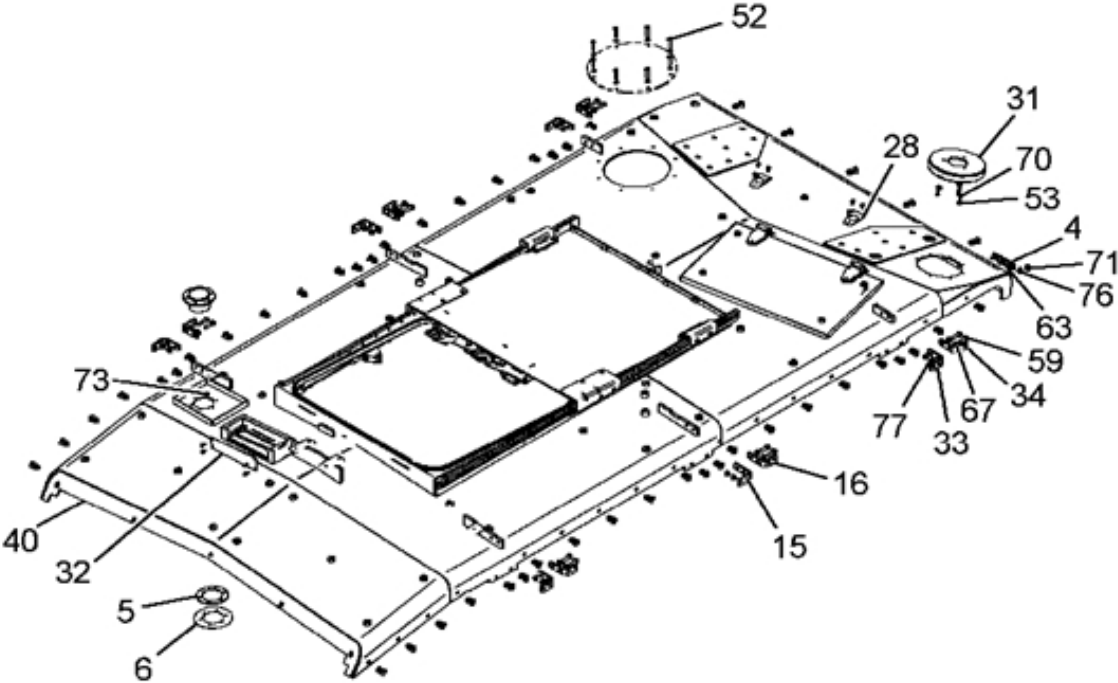
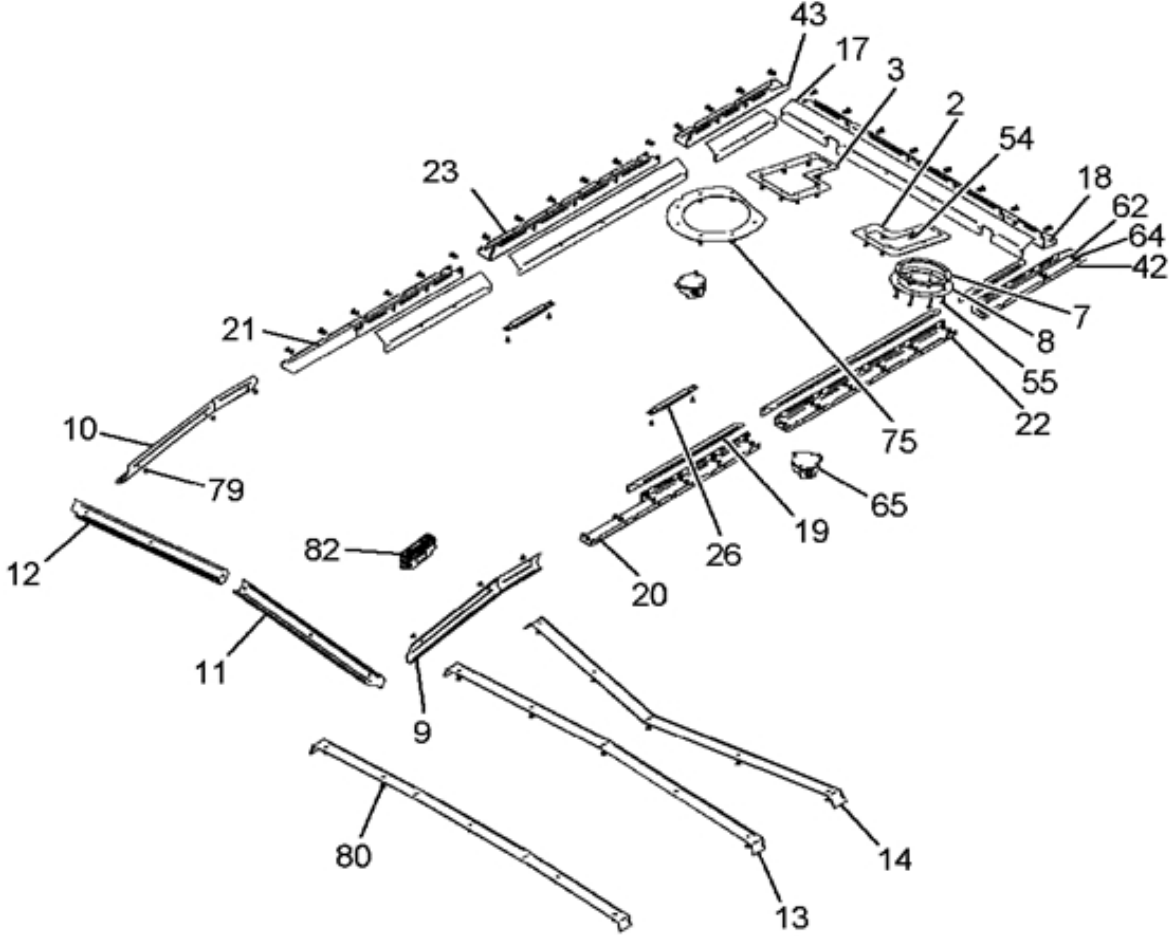


FIGURE 15-10.7  
ROOF ASM



## FIGURE 15-10.7

## ROOF ASM

Item	Part Number	Qty	Description
001	3112792C1L	1	EMERGENCY ROOF HATCH - BRACKET
002	3112793C1L	1	COVER
003	3112829C1L	1	COVER
004	3112830C1L	3	SITREX
005	3112831C1L	1	FLANGE
006	3112832C1L	1	FLANGE
007	3112833C1L	1	FLANGE
008	3112834C1L	1	FLANGE
009	3112835C1L	1	FRONT BRACKET LEFT ASSY
010	3112836C1L	1	FRONT BRACKET RIGHT ASSY
011	3112837C1L	1	FRONT WINDOW LEFT
012	3112838C1L	1	BRACKET WINDOW RIGHT
013	3112839C1L	2	BRACKET CENTER
014	3112840C1L	1	REAR CENTER BRACKET
015	3113070C1L	AR	OVERLAP MIDDLE BRACKET - RIGHT
016	3113071C1L	AR	OVERLAP MIDDLE BRACKET - LEFT
017	3112851C1L	AR	REAR ELEC BRACKET.A
018	3112852C1L	AR	REAR ELEC. BRACKET. B ASSY
019	3112856C1L	2	SIDE FRONT ELEC. A
020	3112872C1L	1	SIDE FRONT LEFT ELEC. B
021	3112891C1L	1	SIDE FRONT RIGHT ELEC. B ASSY
022	3112908C1L	2	SIDE LEFT ELEC. B
023	3112909C1L	2	SIDE RIGHT ELEC. B ASSY
026	3112958C1L	2	PASSENGER HANDEL
028	3112841C1L	2	SPACER 1
029	3112843C1L	1	FRONT-SPOILER ASSY
030	3112987C1L	1	VALVE WELD TOP
031	3112990C1L	1	VALVE WELD BOTTOM
032	3112848C1L	1	COVER
033	3112849C1L	6	BRACKET
034	3112850C1L	6	BRACKET
035	3112853C1L	1	ADD ON- REAR
036	3112854C1L	1	ADD ON MIDDLE LEFT
037	3112855C1L	1	ADD ON - FRONT LEFT
038	3112857C1L	1	ADD ON MIDDLE LEFT
039	3112858C1L	1	ADD ON - FRONT RIGHT
040	3113200C91L	1	ROOF ASSY - BASE PANELS
041	3113073C1L	AR	GUNNER PROTECTION
042	0147010498-00	1	SIDE REAR LEFT
043	0147010499-00	1	SIDE REAR RIGHT
046	3113193C1L	1	ADD ON MIDDLE LEFT
047	3113194C1L	1	ADD ON MIDDLE RIGHT
050	3113079C1L	AR	GUNNER ADD ON
052	5310000260-00	AR	SCREW HEX -UNC 3/8X1 3/4 ,GD 8
053	180079	AR	FLANGED HEX BOLT, 5/16 - 18 X 1", GRADE 8
054	3821149C1	37	BOLT, HEX, FLANGED 1/4-20 X 3/4
055	180034	AR	1/4" X 11/2" BOLT
056	3821088C1	AR	FIG.HEX.BOLT, 3/8"X1", GRADE-8, UNC
057	3821089C1	AR	FIG.HEX.BOLT, 3/8"X1-1/4", GRADE-8, UNC

FIGURE 15-10.7  
ROOF ASM

Item	Part Number	Qty	Description
058	3820288C1	AR	FLANGED HEX BOLT, 1/2 - 13 X 1 1/2", GRADE 8
059	5310000512-00	12	BOLT FLG HEX UNC 7/16"X2" GR 8
060	5310000538-00	AR	BOLT FLG HEX UNC 3/8"X5/8" GR 8
061	3821090C1	AR	FLANGED HEX BOLT, 1/2 - 13 X 1", GRADE 8
062	3821078C1	AR	FLG. HEX. BOLT, GRADE-8, UNC 1/4"X1/2"
063	5310000652-00	AR	SCREW C-SUNK HEX SOCK.UNC 1/4"X3/8"
064	5320000036-00	45	FLAT WASHER 1/4"X21X3
065	5320000039-00	AR	FLAT WASHER 3/8"X1.25X1/8
066	5320000042-00	AR	WASHER FLAT 3/8"X3/4"X1/16"
067	5320000043-00	12	WASHER 7/16X1"X2.5
068	25709R1	AR	WASHER, .406X.812X.089HDN
069	5320000046-00	AR	FLAT WASHER 3/8"X7/8X1/8
070	5320000051-00	AR	FLAT WASHER 5/16"X21X3
071	25710R1	AR	WASHER, 1/2" FLAT USS
072	5320000074-00	AR	WASHER FLAT 1/2"X1.18"X0.1"
073	120393	1	5/16" FLAT WASHER
074	23043R1	4	WASHER FLAT 3/8"X2"X5/32"
075	3821118C1	AR	FLANG NUT 3/8 UNC GR 8
076	3820294C2	AR	HEX FLANGE NUT1/2", UNC GRADE 8
077	24513R1	12	FLANG NUT UNC 7/16" GR 8
078	120377	AR	3/8" NUT
079	5340000431-00	10	TRIM CLIP 10135 - BLACK
080	5340000432-00	55	TRIM CLIP 10832 - TAN
081	5340000436-00	1	BUFFER TYPE D
082	5350000038-00	AR	DESCRIPTION NOT AVAILABLE
083	5350000039-00	AR	DESCRIPTION NOT AVAILABLE
800		RF	NOTE:THE FOLLOWING PARTS ARE NON-ILLUSTRATED
801	0147017711-00	1	ROOF SPOILER
802	3112991C1L	1	ROOF UPHOLSTERY FRONT
803	3112992C1L	1	ROOF UPHOLSTERY SLIDING ENTRANCE
804	3113001C1L	1	ROOF UPHOLSTERY REAR
805	3113195C1L	1	ADD ON - REAR RIGHT
806	3113197C1L	1	ADD ON - EMERGENCY HATCH
807	3113198C1L	1	ROOF UPHOLSTERY EMERGENCY
808	3113199C1L	1	ROOF UPHOLSTERY CENTER
809	423405001	6	SIKA-FLEX 221
810	3113196C1L	1	ADD ON - CENTER
811	3821079C1	AR	FIG.HEX.BOLT, COATING, GRADE-8, UNC
812	5310000473-00	AR	BUTTON HEAD SOCKET SCREW M5X30
813	5320000007-00	AR	WASHER FLAT M5X10X1
880		RF	NOTE: ASM BELOW COMPRISED OF ABOVE COMPONENTS
881	0147000001-00	1	ROOF ASM



FIGURE 15-10.8  
FLOOR ASM

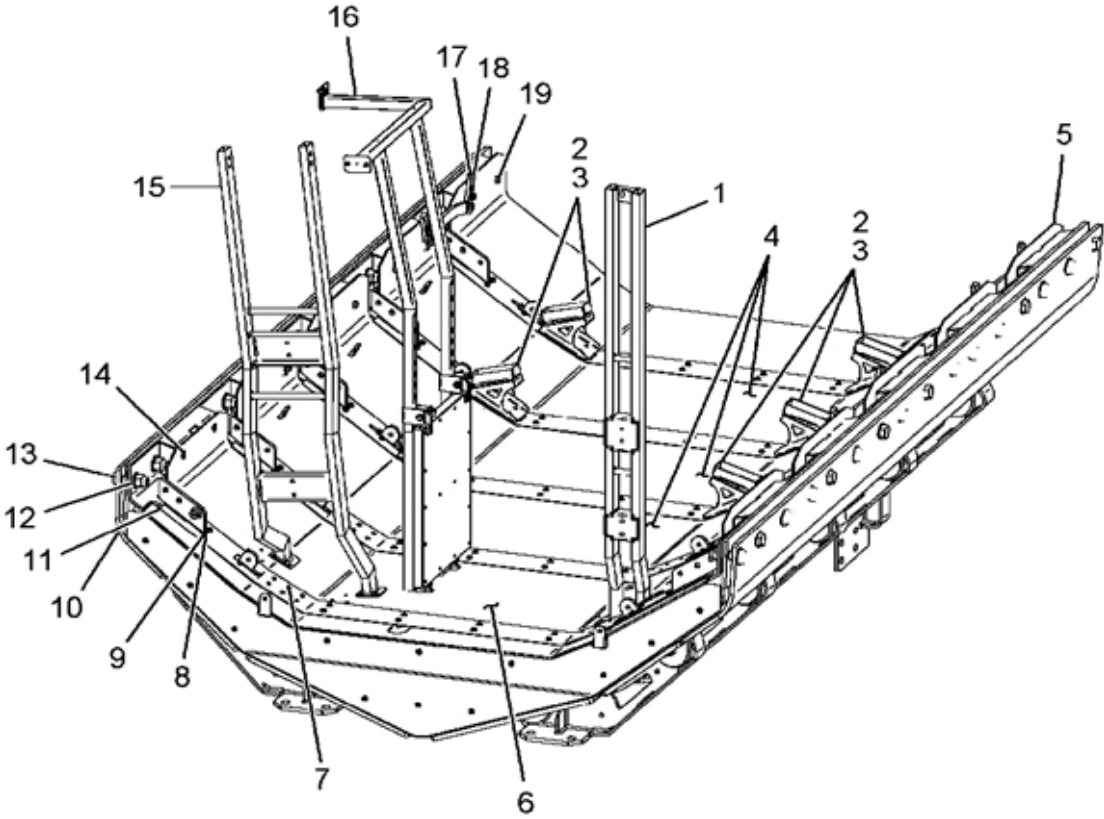


FIGURE 15-10.8

FLOOR ASM

Item	Part Number	Qty	Description
001	3113084C1L	1	FLOOR SEAT BRACKET DRIVER
002	3112868C1L	8	WEAPON BASE
003	3112869C1L	8	WEAPON BASE 2
004	3112863C1L	4	FLOAT FLOOR
005	3112864C1L	1	REAR FLOAT FLOOR
006	3112865C1L	1	FRONT FLOAT FLOOR
007	5310000630-00	49	SCREW C-SUNK HEX SOCK.UNC 1/4"X1" GR 8
008	5320000037-00	80	FLAT WASHER 1/4"X16X1.5
009	5310000356-00	91	SCREW, HEX, UNC 1/4X1" GD 8
010	3113113C91L	1	V - SHAPE & ADD ON
011	3112866C1L	6	FLOOR OVERLAP
012	5330000107-00	32	HEX. NUT UNF 1" GR 8
013	40340R1	30	BOLT, HEX, 1-14 X 3 1/2
014	5310000629-00	2	SCREW C-SUNK HEX SOCK.UNC 1/2"X1" GR 8
015	3113081C1L	1	FLOOR SEAT BRACKET
016	3113166C91L	1	ADJUSTABLE GUNNER PLATFORM
017	3113083C1L	6	SAFETY BELT CONNECTOR
018	3112871C1L	10	SAFETY BELT CONNECTOR 2
019	3820288C1	18	FLANGED HEX BOLT, 1/2 - 13 X 1 1/2", GRADE 8
800		RF	NOTE: THE FOLLOWING PARTS ARE NON-ILLUSTRATED
801	3113087C1L	10	RUBBER EPDM FRAME ISOLATOR
802	3820983C1	1	HEX FLANGE BOLT
803	5310000478-00	12	SCREW C-SUNK HEX SOCK.UNC 1/4"X5/8" GR 8
804	5310000634-00	2	HEX. BOLT 1/2"X3" UNC, COATED, GRADE-8,
805	5310000640-00	8	HEX SCREW 7/16X3/4" UNF GR. 8
806	5310000650-00	2	SCREW HEX. UNC 3/8" X 5/8" GR-8
807	5320000046-00	2	FLAT WASHER 3/8"X7/8X1/8
808	5320000051-00	4	FLAT WASHER 5/16"X21X3
809	5320000071-00	1	GTM -12-24-015
810	390306C1	8	7/16" SAE FLAT WASHER - ZN6A
811	390312C1	64	1" SAE FLAT WASHER LC STEEL - ZN6A
812	MPN613	8	HEX. BOLT 1"X4 1/2" UNF, GRADE-8,
813	MPN614	18	HEX BOLT, 3/4"-10 UNC X 13" GR 8
814	3821169C1	36	HEX NUT, 3/4" UNC GR 8
815	3112082C1L	AR	BRACKET
816	3113085C1L	8	CHASSIS TIE DOWN PLATE
817	3113086C1L	2	NOTCHED CHASSIS TIE DOWN PLATE
818	3821083C1	4	BOLT 5/16-18 X 3/4
819	120394	80	WASHER FLAT 3/8"X0.82"X0.1"
880		RF	NOTE: ASM BELOW COMPRISED OF ABOVE COMPONENTS
881	0147000003-00	1	FLOOR ASM

FIGURE 15-10.9  
SIDE RIGHT ASM

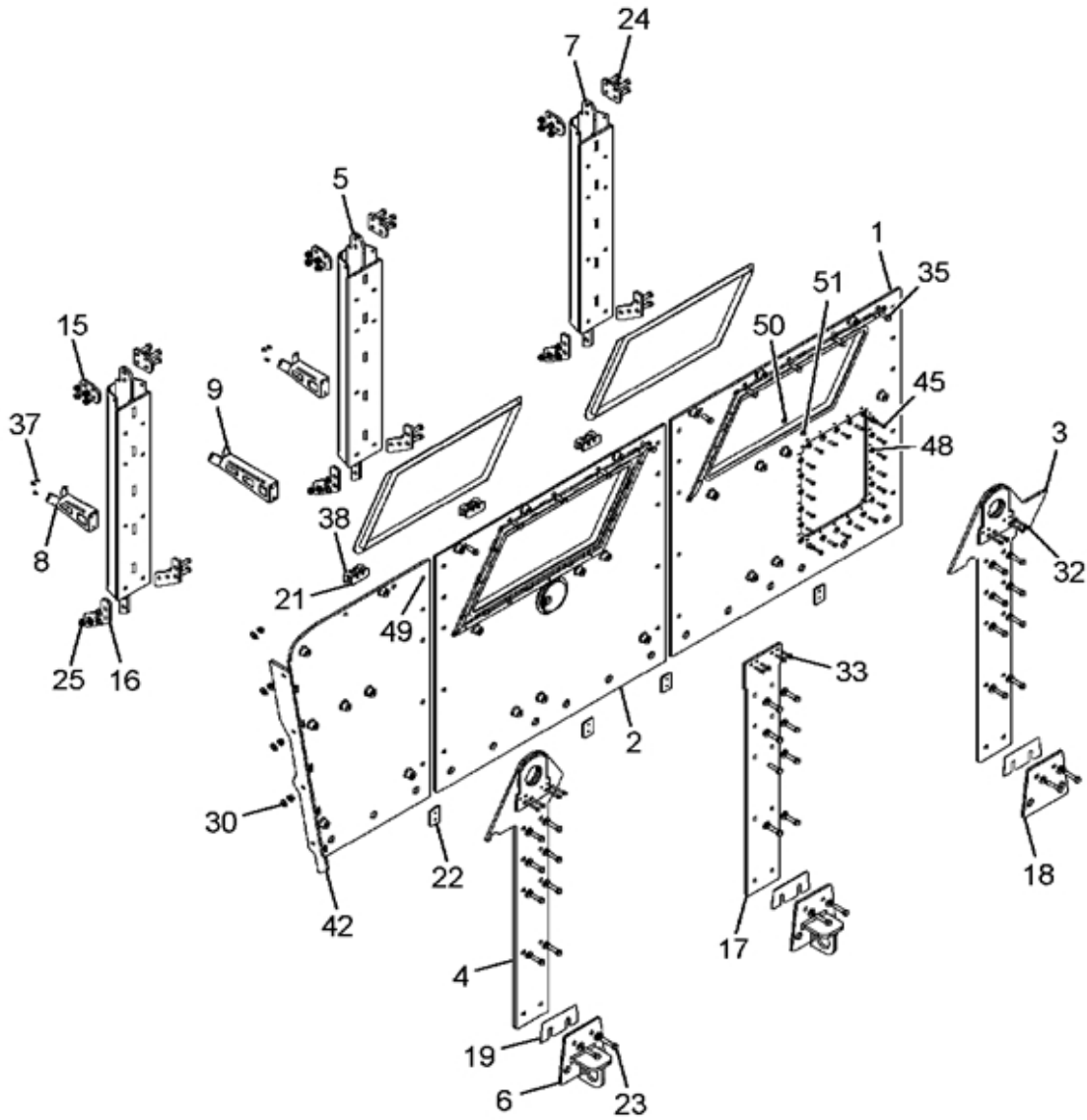


FIGURE 15-10.9  
SIDE RIGHT ASM

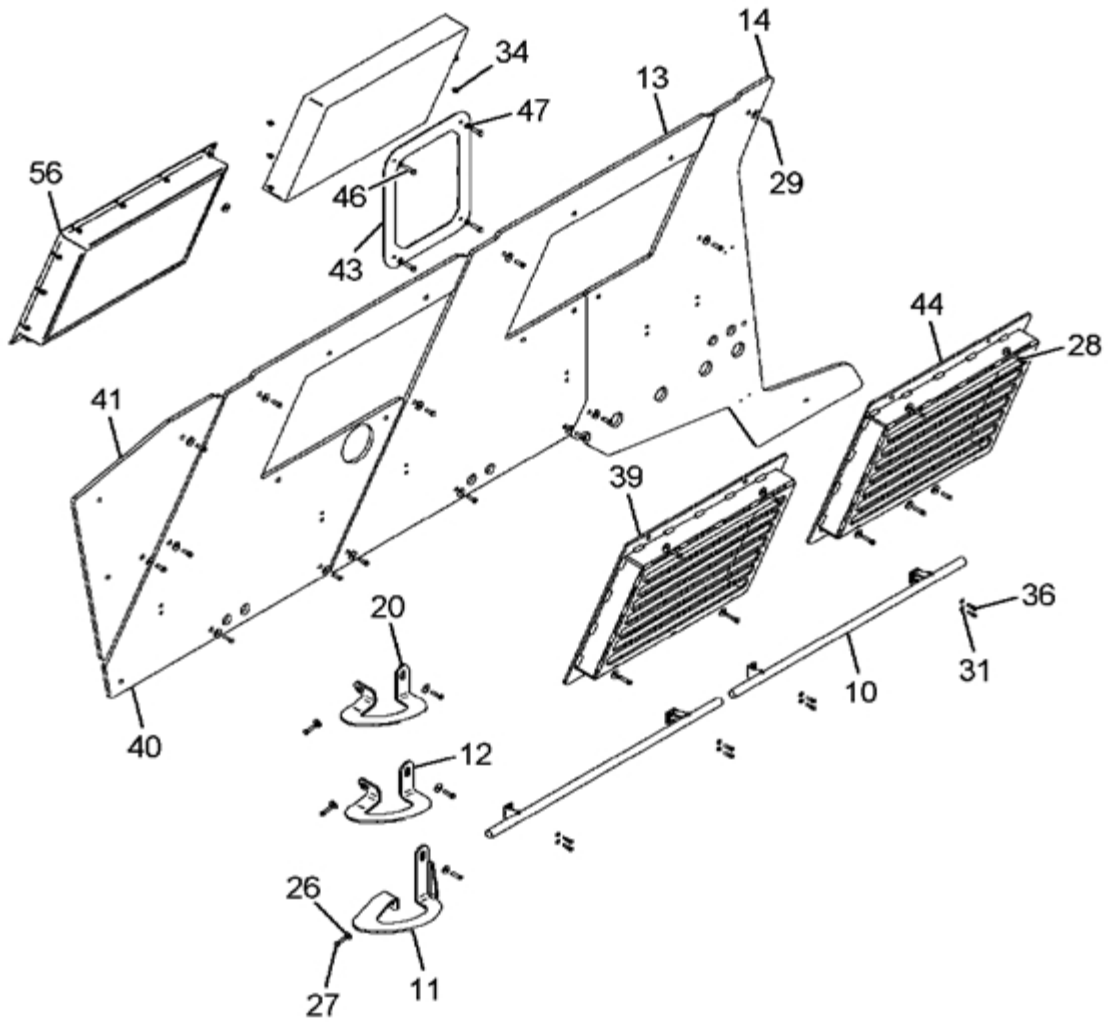


FIGURE 15-10.9  
SIDE RIGHT ASM

Item	Part Number	Qty	Description
001	3112906C91L	1	SIDE , FRONT , RIGHT - ASS'Y
002	3112907C91L	1	SIDE , MIDDLE , RIGHT - ASS'Y
003	3112919C1L	1	LIFTING FRONT - WELD
004	3112920C1L	1	LIFTING REAR - WELD
005	3112921C1L	2	INNER PILLAR WELD
006	3112922C1L	2	ANCHORING BRACKET, WELD
007	3112942C1L	1	PILLAR FRONT LEFT
008	3112910C1L	2	SHORT BASE GUN- WELD
009	3112911C1L	1	LONG BASE GUN- WELD
010	3112913C1L	1	MIDDLE LADDER - RIGHT
011	3112914C1L	1	LOWER LADDER - RIGHT
012	3112924C1L	2	MIDDLE EQUIPPING HANDLE - WELD
013	3112928C1L	1	ADD ON - SIDE MIDDLE 1
014	3112927C1L	1	ADD ON - SIDE
015	3112918C1L	6	ROOF INTERIOR CONNECTION
016	3112917C1L	6	PILLAR INTERIOR LOW CONNECTION
017	3112929C1L	1	OVERLAP MIDDLE
018	3112930C1L	1	CONNECTOR
019	3112925C1L	3	PILLAR SHIMS
020	3112912C1L	1	UPPER LADDER - RIGHT
021	3112915C1L	3	HOOK BRACKET, WELD
022	3112916C1L	4	THREADED PLATE
023	3821092C1	6	FLG. HEX. BOLT, COATED, 1/2" X 2-1/2" UNC
024	3821091C1	48	FLANGED HEX BOLT, 1/2 - 13 X 2", GRADE 8
025	3820294C2	28	HEX FLANGE NUT 1/2", UNC GRADE 8
026	5320000039-00	29	FLAT WASHER 3/8"X1.25X1/8
027	3820293C1	6	FLANGED HEX BOLT, 3/8 - 16 X 1 1/2", GRADE 8
028	5310000447-00	8	FIG.HEX.BOLT, COATING, GRADE-8, UNC
029	3821089C1	15	FIG.HEX.BOLT, 3/8"X1-1/4", GRADE-8, UNC
030	25710R1	34	WASHER, 1/2" FLAT USS
031	120393	48	5/16" FLAT WASHER
032	5310000328-00	8	HEX. BOLT, GRADE-8, UNC 5/16" X 2-1/2"
033	5310000440-00	4	FLG. HEX. BOLT, GRADE-8, UNC 5/16" X 1 1/2"
034	3821081C1	34	BOLT 5/6-18 X 1/2
035	3820288C1	10	FLANGED HEX BOLT, 1/2 - 13 X 1 1/2", GRADE 8
036	3821008C1	8	5/16 X 1" BOLT KBR
037	5310000633-00	9	SCREW HEX UNC 1/4"X3/8" GR 5
038	5310000632-00	9	SCREW HEX UNC 7/16X3/4" GR 8
039	3112947C1L	1	SIDE, RIOT PROTECTION - RIGHT
040	3112944C1L	1	ADD ON - SIDE MIDDLE 2
041	3113202C1L	1	ADD ON - SIDE REAR

FIGURE 15-10.9  
SIDE RIGHT ASM

Item	Part Number	Qty	Description
042	3113201C1L	1	SIDE, REAR, RIGHT - ASSY
043	3112926C1L	1	N.B.C. DOOR
044	3113101C1L	1	SIDE, RIOT PROTECTION - RIGHT
045	5310000034-00	22	HEXAGON HEAD BOLT M8X30
046	5310000055-00	4	HEXAGON HEAD BOLT M10X40
047	5320000029-00	4	FLAT WASHER M10X20X3
048	30326R1	22	M8 FLAT WASHER
049	3821119C1	5	HEX FLANGE NUT1/2", UNC GRADE 8
050	25709R1	1	3/8"" SAE FLAT WASHER - ZN6A
051	5310000336-00	1	SCREW HEX UNC 3/8"X1" GR 8
056	3112959C91L	3	ARMOR GLASS SIDE - RIGHT ASS'Y
800		RF	NOTE: THE FOLLOWING PARTS ARE NON-ILLUSTRATED
801	3113163C1L	AR	RATCHET Y-711
802	3113184C1L	1	RUBBER PROFILE TC21
803	3113165C1L	1	REAR EQUIPPING HANDLE - WELD
880		RF	NOTE: ASM BELOW COMPRISED OF ABOVE COMPONENTS
881	0147000007-00	RF	SIDE RIGHT ASS'Y

FIGURE 15-10.10  
SIDE LEFT ASM

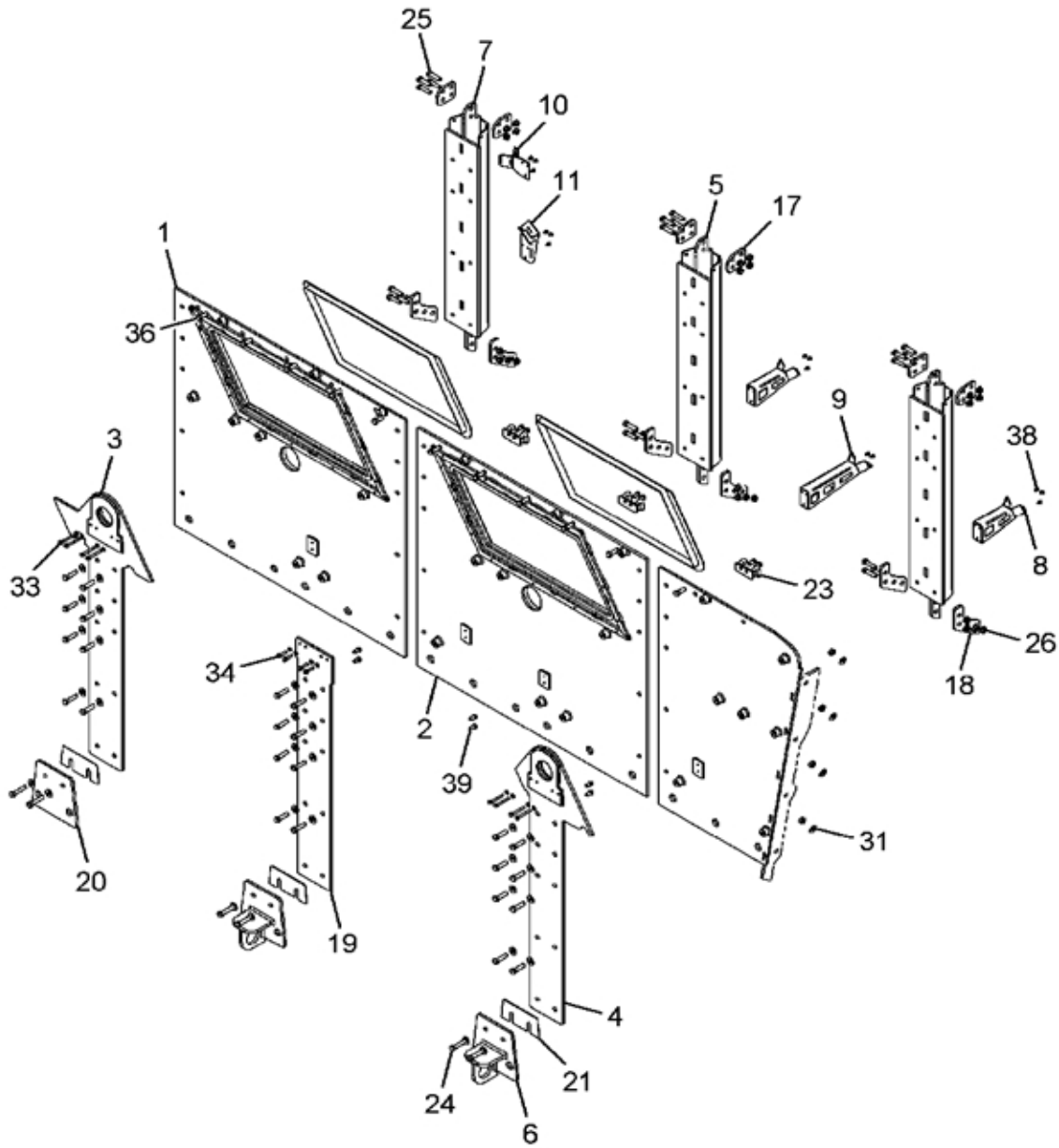
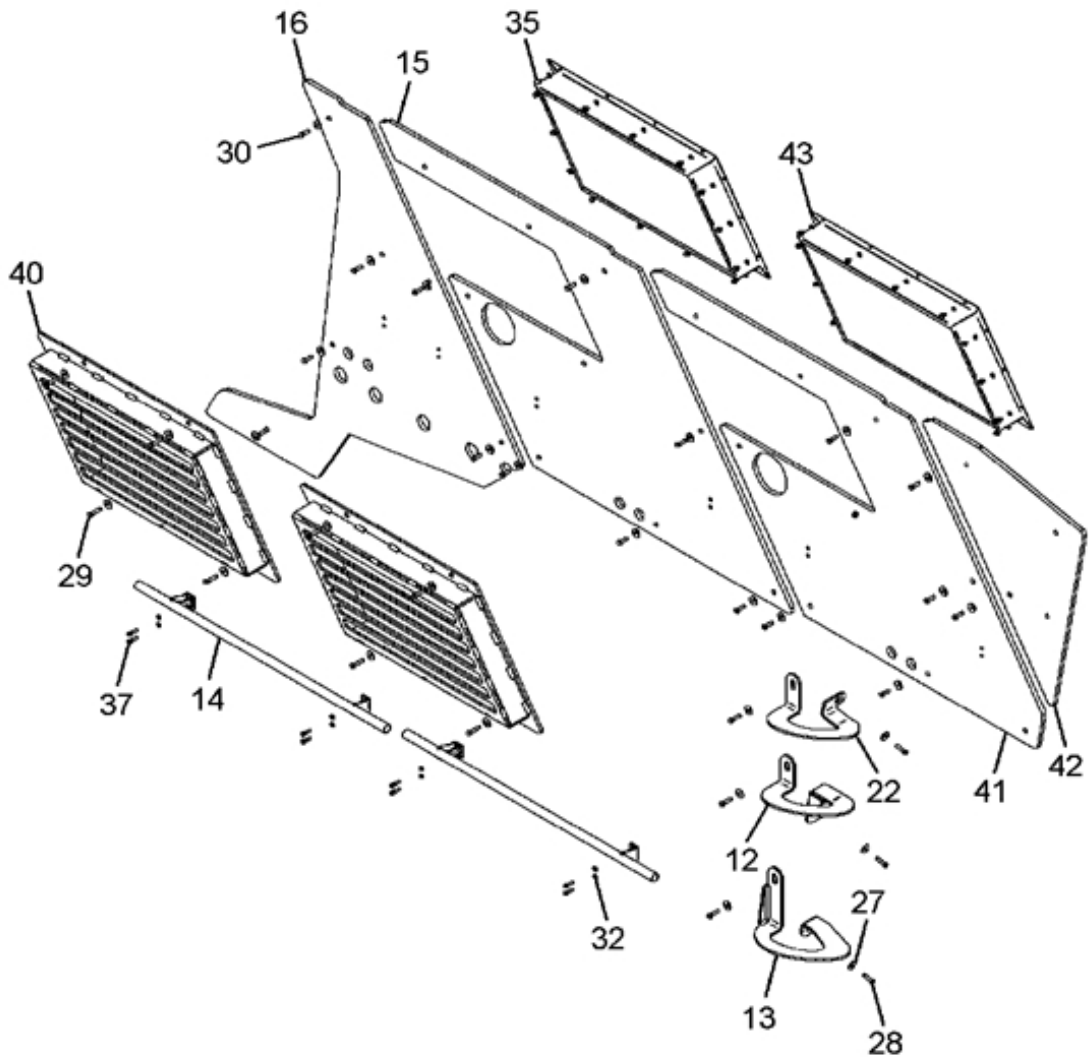


FIGURE 15-10.10  
SIDE LEFT ASM





## FIGURE 15-10.10

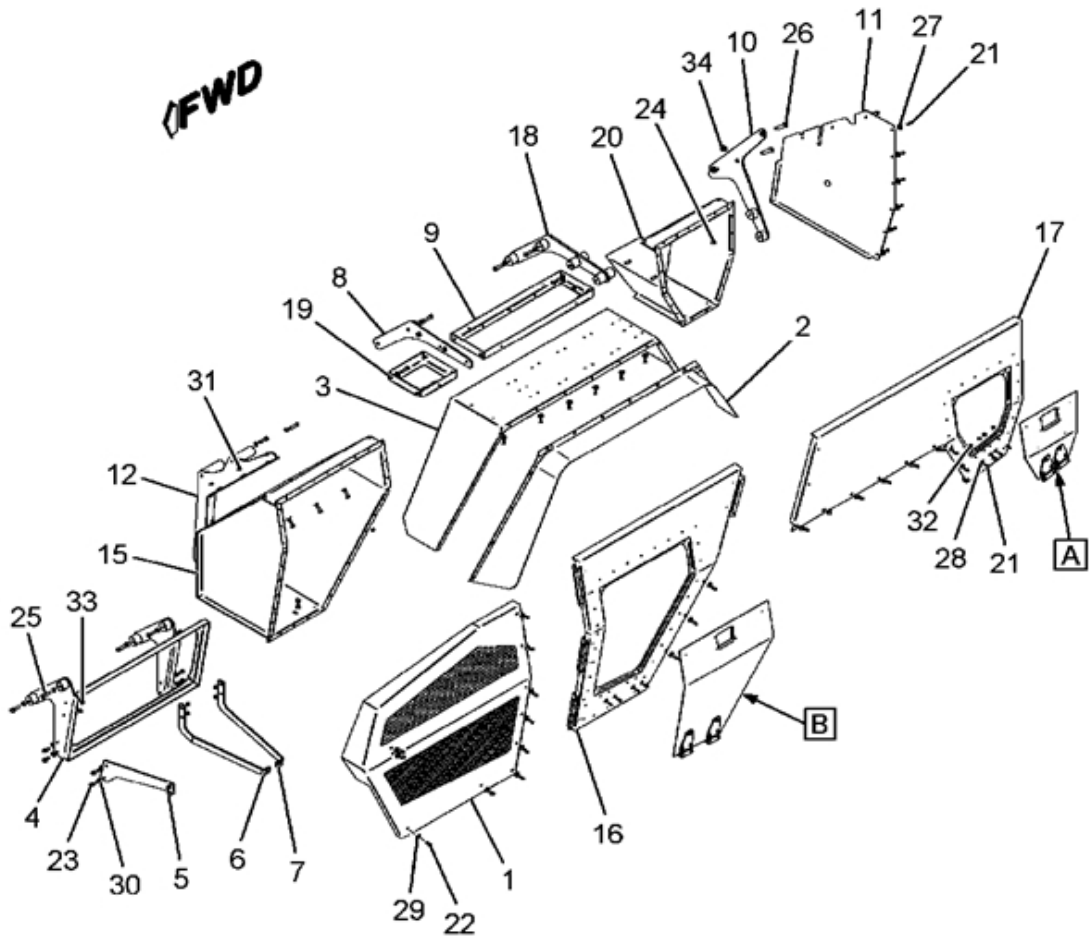
## SIDE LEFT ASM

Item	Part Number	Qty	Description
001	3112934C91L	1	SIDE , FRONT , LEFT - ASS'Y
002	3112935C91L	1	SIDE , MIDDLE , LEFT - ASS'Y
003	3112919C1L	1	LIFTING FRONT - WELD
004	3112920C1L	1	LIFTING REAR - WELD
005	3112921C1L	2	INNER PILLAR WELD
006	3112922C1L	2	ANCHORING BRACKET, WELD
007	3112942C1L	1	PILLAR FRONT LEFT
008	3112910C1L	2	SHORT BASE GUN- WELD
009	3112911C1L	1	LONG BASE GUN- WELD
010	3112937C1L	1	UPPER FRONT GUN BASE, LEFT
011	3112938C1L	1	LOWER FRONT GUN BASE, LEFT
012	3112940C1L	1	MIDDLE LADDER - LEFT
013	3112941C1L	1	LOWER LADDER - LEFT
014	3112924C1L	2	MIDDLE EQUIPPING HANDLE - WELD
015	3112944C1L	1	ADD ON - SIDE MIDDLE 2
016	3112943C1L	1	ADD ON - SIDE
017	3112918C1L	6	ROOF INTERIOR CONNECTION
018	3112917C1L	6	PILLAR INTERIOR LOW CONNECTION
019	3112929C1L	1	OVERLAP MIDDLE
020	3112930C1L	1	CONNECTOR
021	3112925C1L	3	PILLAR SHIMS
022	3112939C1L	1	UPPER LADDER - LEFT
023	3112915C1L	3	HOOK BRACKET, WELD
024	3821092C1	6	FLG. HEX. BOLT, COATED, 1/2" X 2-1/2" UNC
025	3821091C1	48	FLANGED HEX BOLT, 1/2 - 13 X 2", GRADE 8
026	3820294C2	28	FLANGED HEX NUT, 1/2 -13, GRADE 8
027	5320000039-00	31	FLAT WASHER 3/8"X1.25X1/8
028	3820293C1	6	FLANGED HEX BOLT, 3/8 - 16 X 1 1/2", GRADE 8
029	5310000447-00	8	FIG.HEX.BOLT, COATING, GRADE-8, UNC
030	3821089C1	17	FIG.HEX.BOLT, 3/8"X1-1/4", GRADE-8, UNC
031	25710R1	34	WASHER, 1/2" FLAT USS
032	120393	43	5/16" FLAT WASHER
033	5310000328-00	8	HEX. BOLT, GRADE-8, UNC 5/16" X 2-1/2"
034	5310000440-00	4	FLG. HEX. BOLT, GRADE-8, UNC 5/16" X 1 1/2"
035	3821081C1	29	BOLT 5/6-18 X 1/2
036	3820288C1	11	FLANGED HEX BOLT, 1/2 - 13 X 1 1/2", GRADE 8
037	3821008C1	8	5/16 X 1" BOLT KBR
038	5310000633-00	15	SCREW HEX UNC 1/4"X3/8" GR 5
039	5310000632-00	12	SCREW HEX UNC 7/16X3/4" GR 8
040	3112948C1L	2	SIDE, RIOT PROTECTION - LEFT
041	3113202C1L	AR	ADD ON - SIDE REAR
042	3113203C1L	AR	SIDE, REAR, LEFT - ASS'Y
043	3122959C91L	2	ARMOR GLASS SIDE - RIGHT ASS'Y

FIGURE 15-10.10  
SIDE LEFT ASM

Item	Part Number	Qty	Description
800		RF	NOTE: THE FOLLOWING PARTS ARE NON-ILLUSTRATED
801	3113163C1L	4	RATCHET Y-711
802	3113165C1L	1	REAR EQUIPPING HANDLE - WELD
803	3821008C1	AR	5/16 X 1" BOLT KBR
880		RF	NOTE: ASM BELOW COMPRISED OF ABOVE COMPONENTS
881	0147000008-00	RF	SIDE LEFT ASM

FIGURE 15-10.11  
STORAGE BOX



LEFT HAND SHOWN  
RIGHT HAND OPPOSITE

FIGURE 15-10.11  
STORAGE BOX

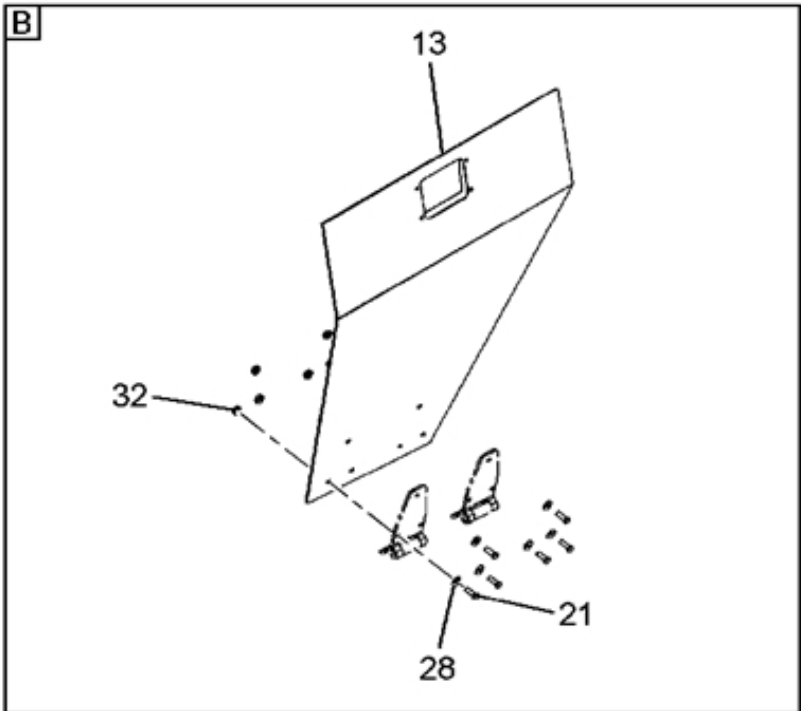
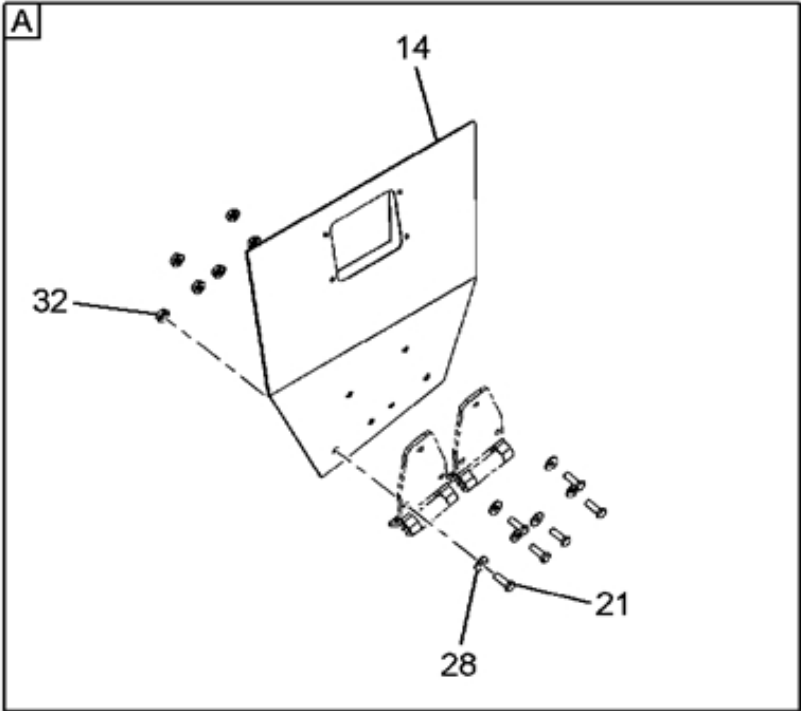


FIGURE 15-10.11  
STORAGE BOX

Item	Part Number	Qty	Description
001	3113012C1L	1	FRONT PANNEL RIGHT - S.B
	3113013C1L	1	FRONT PANNEL LEFT - S.B
002	3113014C1L	1	EX. FENDER ,RIGHT
	3113015C1L	1	EXTERNAL REAR FENDER -LEFT
003	3113016C1L	1	INTERNAL REAR FENDER - RIGHT
	3113017C1L	1	INTERNAL REAR FENDER ,LEFT
004	3113018C1L	1	BRACKET ,RIGHT
	3113019C1L	1	SUPPORT FRONT PANNEL- LEFT
005	3113020C1L	1	BRACKET - FRONT PANNEL RIGHT - S.B
	3113021C1L	1	BRACKET -FRONT PANNEL LEFT - S.B
006	3113022C1L	1	BRACKET - FRONT PANNEL RIGHT - S.B
	3113023C1L	1	BRACKET -FRONT PANNEL LEFT - S.B
007	3113024C1L	1	BRACKET - FRONT PANNEL RIGHT - S.B
	3113025C1L	1	BRACKET - FRONT PANNEL LEFT - S.B
008	3113026C1L	1	BRACKET - EXTINGUISHER MOUNT RIGHT
	3113027C1L	1	BRACKET - EXTINGUISHER MOUNT LEFT
009	3113028C1L	2	EXTINGUISHER MOUNT
010	3113029C1L	1	BRACKET - REAR COVER RIGHT
	3113030C1L	1	BRACKET - REAR COVER LEFT
011	3113031C1L	1	REAR COVER RIGHT
	3113032C1L	1	REAR COVER LEFT
012	3113033C1L	1	BRACKET - S.BOX MID. RIGHT
	3113034C1L	1	BRACKET - S.BOX MID. LEFT
013	3113204C1L	1	S.BOX MID. DOOR RIGHT
	3113205C1L	1	S.BOX MID DOOR , LEFT
014	3113206C1L	1	S.BOX REAR DOOR ,RIGHT
	3113207C1L	1	S.BOX REAR DOOR ,LEFT
015	3113208C1L	1	S.BOX MID ,RIGHT
	3113209C1L	1	S.BOX MID ,LEFT
016	3113210C1L	1	MID PANNEL RIGHT -S.B
	3113211C1L	1	MID PANNEL LEFT -S.B
017	3113212C1L	1	REAR PANNEL RIGHT -S.B
	3113213C1L	1	REAR PANNEL LEFT -S.B
018	3113214C1L	1	BRACKET - EXTINGUISHER MOUNT RIGHT
	3113215C1L	1	BRACKET - EXTINGUISHER MOUNT LEFT
019	3113216C1L	2	EXTINGUISHER MOUNT
020	3113217C1L	1	S.BOX REAR,LEFT
	3113218C1L	1	S.BOX REAR,RIGHT
021	5310000358-00	92	SCREW HEX UNC 1/4"X3/4" GR 8
022	5310000360-00	12	BOLT, HEX, UNC 5/16X3/4" GD 8
023	3820292C1	24	FLANGED HEX BOLT, 5/16 - 18 X 1", GRADE 8
024	3821088C1	8	FIG.HEX.BOLT, 3/8"X1", GRADE-8, UNC
025	3820293C1	28	FLANGED HEX BOLT, 3/8 - 16 X 1 1/2", GRADE 8
026	3821091C1	4	FLANGED HEX BOLT, 1/2 - 13 X 2", GRADE 8
027	5320000036-00	76	FLAT WASHER 1/4"X21X3

FIGURE 15-10.11  
STORAGE BOX

Item	Part Number	Qty	Description
028	5320000037-00	15	FLAT WASHER 1/4"X16X1.5
029	5320000038-00	12	FLAT WASHER 5/16"X7/8X1/8
030	25709R1	52	3/8" SAE FLAT WASHER - ZN6A
031	3821013C1	12	5/16" NUT
032	3821116C1	16	HEX FLANGE NUT1/4 UNC GRADE5
033	5330000078-00	12	HEX FLANGE NUT 5/16 GR 5
034	3821119C1	4	HEX FLANGE NUT1/2", UNC GRADE 8
800		RF	NOTE: THE FOLLOWING PARTS ARE NON-ILLUSTRATED
801	3821118C1	4	FLANG NUT3/8 UNC GR 8
880		RF	NOTE: ASM BELOW COMPRISED OF ABOVE COMPONENTS
881	0147000010-00	RF	STORAGE BOX

FIGURE 15-10.12  
NBC AND A/C ASM

# PRELIMINARY FIGURE

FIGURE 15-10.12  
NBC AND A/C ASM

Item	Part Number	Qty	Description
002	3113182C91L	1	NBC & AC ASSY
003	3113183C1L	1	NBC & AC ASSY (FILTER)
004	180130	4	BOLTS 3/8" X 2"
005	120377	4	3/8" NUT
006	180020	2	1/4" X 3/4" BOLT
007	25707R1	2	WASHER, FLAT 1/4 (.281X.625X.07
008	180075	2	5/16" X 5/8" BOLT
009	120393	2	5/16" FLAT WASHER
010	180079	8	FLANGED HEX BOLT, 5/16 - 18 X 1", GRADE 8
011	120393	8	5/16" FLAT WASHER
012	3821008C1	1	5/16 X 1" BOLT KBR
013	3821013C1	1	5/16" NUT
014	120393	4	5/16" FLAT WASHER
015	3566132C2	1	EXTENSION CLIP
016	30167R1	1	NUT M8
017	3571742C1	2	EXTENSION CLIP
018	299403C1	2	CLAMP, BATT .375 DIA ZNP COATED
019	3821010C1	2	1/4" NUT
020	25707R1	2	WASHER, FLAT 1/4 (.281X.625X.07
021	3113004C91L	1	HARNESS, NBC POWER
022	3113005C91L	1	HARNESS, NBC CONTROL/



FIGURE 15-10.13  
SUSPENSION SEAT

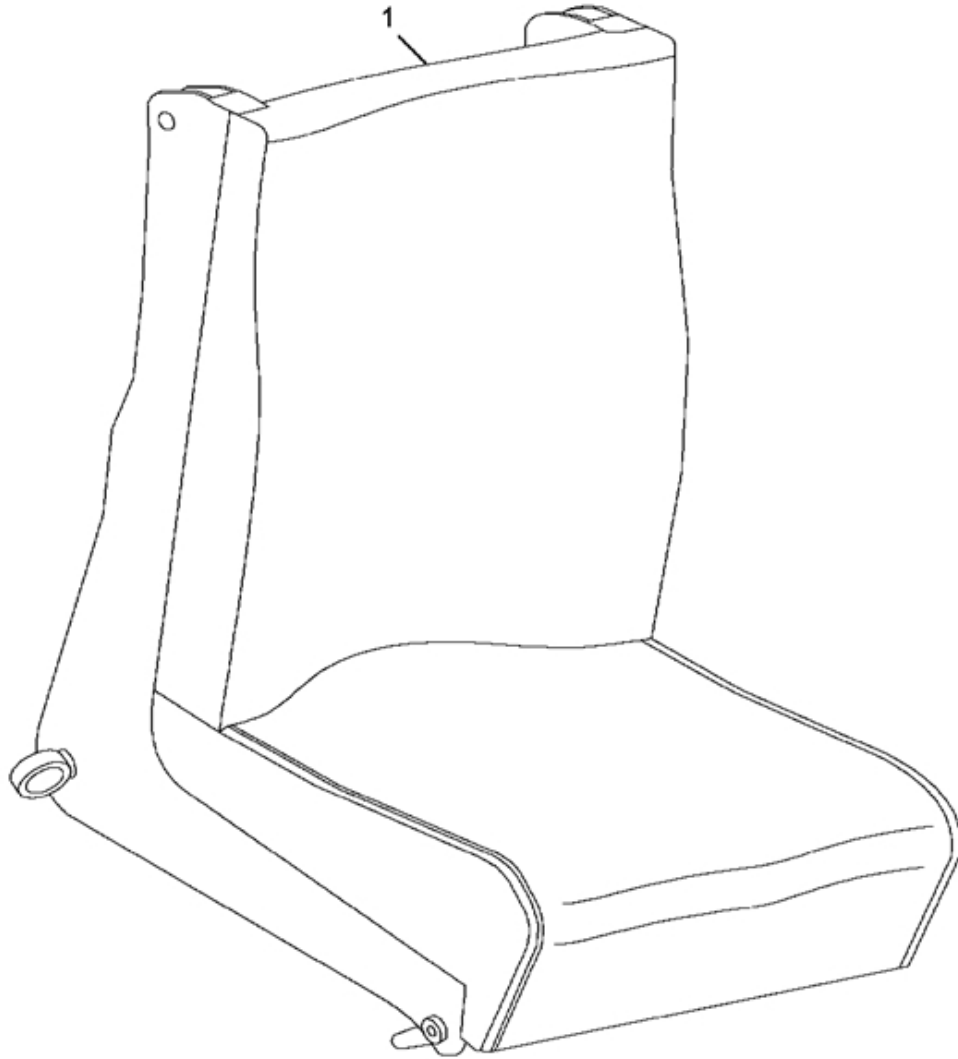


FIGURE 15-10.13  
SUSPENSION SEAT

Item	Part Number	Qty	Description
001	3113008C91L	4	SUSPENSION SEAT - CREW
800		RF	NOTE: THE FOLLOWING PARTS ARE NON-ILLUSTRATED
801	3113009C91L	1	SUSPENSION SEAT - CODRIVER
802	3113010C91L	1	SUSPENSION SEAT MISC - DRIVER
803	3113007C91L	1	SUSPENSION SEAT DRIVER
880		RF	NOTE: ASM BELOW COMPRISED OF ABOVE COMPONENTS
881	0147000016-00	RF	SUSPENSION SEAT

FIGURE 15-10.14  
ELECTRICAL ROOF EFFECTS

**NON-ILLUSTRATED  
FIGURE**

FIGURE 15-10.14  
ELECTRICAL ROOF EFFECTS

Item	Part Number	Qty	Description
001	3112795C91L	2	INTERIOR LIGHTING TROOP COMPAR
002	3112796C91L	1	INTERIOR LIGHTING DRIVER/COMMA
003	3112797C91L	AR	HARNESS, MAIN DOME LIGHT
004	3112798C91L	1	HARNESS, DOME LIGHT EXTENSION
005	3113116C91L	2	RED LAMP ASSY
006	3113117C1L	2	RRACKET, MARKER LIGHTS
007	498935C1	4	PLASTIC INSERT NUT
008	473153C1	4	SCREW
009	3112799C91L	1	SPOTLIGHT
010	3113118C1L	1	SPOTLIGHT IR LENS
011	3112800C91L	1	HARNESS, SPOTLIGHT
012	3113119C1L	1	PLATE, ROOF CONNECTOR
013	3113120C1L	1	PLATE, SPOTLIGHT BASE
014	3113121C91L	1	HARNESS, IP 24 VDC FEED
015	3112812C91L	AR	HARNESS, ROOF INSIDE
016	3112813C91L	1	HARNESS, IN CAB CLEARANCE LIGHTS
	00000001A-00	AR	ELECTRICAL ROOF EFFECTS

FIGURE 15-10.15  
ELECTRICAL FRONT END EFFECTS

**NON-ILLUSTRATED  
FIGURE**

FIGURE 15-10.15  
ELECTRICAL FRONT END EFFECTS

Item	Part Number	Qty	Description
001	3112801C91L	1	HARNESS, FRT BUMPER LT
002	ZBJD821533	1	LAMP, AMBER
003	3113188C1L	1	LAMP, BLACKOUT
004	3113122C91L	1	IR LAMP WITH BRACKET
005	3536186C1	9	SCREWS
006	326423C91	9	NUT
007	ZBJD821533	1	LAMP, AMBER
008	3536186C1	6	SCREWS
009	326423C91	6	NUT
010	3112802C91L	1	HARNESS, FRT BUMPER RT
011	3113147C91L 3113147C91L	1	FRONT LIGHT BAR ASSY W/ LIGHTS
012	3113150C1L	2	FRONT LIGHT BAR EXT CLIP

FIGURE 15-10.16  
ELECTRICAL FRONT END EFFECTS

**NON-ILLUSTRATED  
FIGURE**

FIGURE 15-10.16  
ELECTRICAL FRONT END EFFECTS

Item	Part Number	Qty	Description
001	3113148C1L	1	FRONT LIGHT BAR ASSY
002	3113149C91L	5	LAMP ASSY AMBER
003	473153C1	10	SCREW
004	498935C1	10	PLASTIC INSERT NUT
005	3112810C91L	1	HARNESS, FRONT CLEARANCE LIGHT BAR



FIGURE 15-10.17  
ELECTRICAL DASH EFFECTS

**NON-ILLUSTRATED  
FIGURE**

FIGURE 15-10.17  
ELECTRICAL DASH EFFECTS

Item	Part Number	Qty	Description
001	25235R1	8	BOLT
002	25552R1	8	5/16 ID - 1" OD HARDENED FLAT
003	25896R1	8	WASHER
004	120382	8	LOCKWASER
005	3592818C91	1	SWITCH, MAGNETIC
006	3500133C2	1	MEGAFUSE, 150A
007	3606527C1	1	NUTS HEX M8
008	3113123C1L	1	INVERTER, 1800W
009	3112818C1L	1	CABLE, INVERTER FUSE FEED
010	3112819C1L	1	CABLE, INVERTER DISCONNECT
011	3112820C1L	1	CABLE, INVERTER FEED F ROM
012	3112821C1L	1	CABLE, NEGATIVE FEED
013	3573658C92	1	HOLDER, MEGAFUSE
014	31047R1	1	BOLT, HEX M6 X 25
015	40209R1	1	NUT, M6 FLANGE LOCK
016	3606527C1	1	NUTS HEX M8
017	2040956C1	1	RIVET, BLIND, 3/16 STEEL
018	3113124C1L	2	COMPRESSION GROMMET, 3/8 ID
019	3112803C91L	1	HARNESS, 115 VAC OUTLET
020	3113125C1L	5	P-CLIP, 3/8
021	321887C1	3	CLIP
022	2041341C1	3	STANDOFF, STRAP
023	180020	3	1/4" X 3/4" BOLT
024	120375	3	1/4" NUT
025	933833R1	3	M6 SPRING WASHER
026	3112822C91L	1	HARNESS, INVERTER MAG SWITCH
027	3112804C91L	1	24V POWER DISTRIBUTION MODULE
028	3113126C1L	1	PLATE, 24VDC PWR FEEDTHROUGHT
029	3113127C1L	4	BOLT
030	3113128C1L	4	WASHER, LOCK
031	3112823C91L	1	HARNESS, 24 V CAB WALL TO PDC
032	3112824C91L	1	CABLE, 24VDC PDC GROUND STRAP
033	3112806C91L	1	HARNESS, 12V LEFT SOCKET
034	3113134C1L	2	NUT 1/4 20 NYLOC
035	25707R1	2	WASHER,FLAT 1/4 (.281X.625X.07
036	3112805C91L	1	HARNESS, 12 V RT SOCKET
037	180044	2	BOLT 1/4 10 X 2 ZN 8F
038	3113134C1L	2	NUT 1/4 20 NYLOC
039	25707R1	2	WASHER,FLAT 1/4 (.281X.625X.07
	000000003A-00	AR	ELECTRICAL DASH EFFECTS

FIGURE 15-10.18  
HARNESS, 12V LEFT SOCKET

**NON-ILLUSTRATED  
FIGURE**

FIGURE 15-10.18  
 HARNESS, 12V LEFT SOCKET

Item	Part Number	Qty	Description
001	415837C91	2	CIGAR LIGHTER SOCKETS
002	MPN218	1	CABLE, 12 AWG X 8 COND, 11FT
003	MPN219	1	CONNECTOR, 8-CONTACT MALE CABLE PLUG
004	MPN220	1	BOX, OUTLET
005	MPN221	1	COVER, OUTLET BOX
006	MPN222	1	CLAMP, CABLE

FIGURE 15-10.19  
HARNESS, 12 V RT SOCKET

# NON-ILLUSTRATED FIGURE

FIGURE 15-10.19  
HARNESS, 12 V RT SOCKET

Item	Part Number	Qty	Description
001	415837C91	2	CIGAR LIGHTER SOCKETS
002	MPN218	1	CABLE, 12 AWG X 8 COND, 11FT
003	MPN219	1	CONNECTOR, 8-CONTACT MALE CABLE PLUG
004	MPN220	1	BOX, OUTLET
005	MPN221	1	COVER, OUTLET BOX
006	MPN222	1	CLAMP, CABLE

FIGURE 15-10.20  
ELECTRICAL REAR END EFFECTS

**NON-ILLUSTRATED  
FIGURE**

FIGURE 15-10.20  
ELECTRICAL REAR END EFFECTS

Item	Part Number	Qty	Description
001	3113135C1L	1	CONNECTOR, NATO JUMP START
002	3112825C1L	1	CABLE, NEG JUMP START STUD FEE
003	3112826C1L	1	CABLE, 24VDC POS JUMP START ST
004	3113136C1L	1	HARDWARE, CLIPPING
005	3113137C1L	1	REAR CLOSEOUT PANEL
006	3112807C91L	1	HARNESS, REAR TRAILER CONNECTO
007	3112809C91L	1	HARNESS, TAIL LIGHT
008	3113138C91L	1	TAILLIGHT MOUNTING BOX ASSY, LT
009	3113140C91L 3113140C91L	1	TAILLIGHT MOUNTING BOX ASSY, RT
010	3113143C1L	AR	TAILLIGHT MOUNTING HARDWARE
011	3113144C91L 3113144C91L	1	REAR LIGHT BAR ASSY W/ LIGHTS
012	3113146C1L	2	REAR LIGHT BAR EXT CLIP
013	328388C1	2	REAR LIGHT BAR BRACKET HARDWAR



FIGURE 15-10.21  
TAILLIGHT MOUNTING BOX ASSY, LT

**NON-ILLUSTRATED  
FIGURE**

FIGURE 15-10.21  
TAILLIGHT MOUNTING BOX ASSY, LT

Item	Part Number	Qty	Description
001	3113139C1L	1	TAILLIGHT MOUNTING BOX, LEFT
002	ZBJD821723	1	LIGHT MODULE, REAR RIGHT STOP, TURN, MARKER
003	3113132C91L	1	BACK UP LIGHTS (WHITE)
004	3113133C1L	AR	ADAPTER, BACKUP LIGHT
005	3113142C91L	1	WIRING , REAR
006	3535186C1	6	SCREWS
007	326423C91	6	NUT

FIGURE 15-10.22  
TAILLIGHT MOUNTING BOX ASSY, RT

**NON-ILLUSTRATED  
FIGURE**

FIGURE 15-10.22  
TAILLIGHT MOUNTING BOX ASSY, RT

Item	Part Number	Qty	Description
001	3113141C1L	1	TAILLIGHT MOUNTING BOX, RIGHT
002	ZBJD821723	1	LIGHT MODULE, REAR RIGHT STOP, TURN, MARKER
003	3113132C91L	1	BACK UP LIGHTS (WHITE)
004	3113133C1L	AR	ADAPTER, BACKUP LIGHT
005	3113142C91L	1	WIRING , REAR
006	3535186C1	6	SCREWS
007	326423C91	6	NUT

FIGURE 15-10.23  
REAR LIGHT BAR ASSY W/ LIGHTS

**NON-ILLUSTRATED  
FIGURE**

FIGURE 15-10.23  
 REAR LIGHT BAR ASSY W/ LIGHTS

Item	Part Number	Qty	Description
001	3113145C1L	1	REAR LIGHT BAR
002	3113116C91L	5	RED LAMP ASSY
003	473153C1	10	SCREW
004	498935C1	10	PLASTIC INSERT NUT
005	3112811C91L	1	HARNESS, REAR CLEARANCE LIGHT BAR

FIGURE 15-10.24  
MISCELLANEOUS HARDWARE

**NON-ILLUSTRATED  
FIGURE**

FIGURE 15-10.24  
MISCELLANEOUS HARDWARE

Item	Part Number	Qty	Description
001	931481R1	26	M8 X 35 BOLT
002	30326R1	26	M8 FLAT WASHER
003	512550C1	1	VELCRO LOOP 3M P/N 06480 STRIP
004	931465R1	8	M6 X 16 BOLT
005	933833R1	8	M6 SPRING WASHER
006	30325R1	8	MB FLAT WASHER
007	180016	12	1/4" X 1/2" BOLT
008	25707R1	12	WASHER, FLAT 1/4 (.281X.625X.07
009	180016	3	1/4" X 1/2" BOLT
010	25707R1	3	WASHER, FLAT 1/4 (.281X.625X.07
011	180079	6	FLANGED HEX BOLT, 5/16 - 18 X 1", GRADE 8
012	120393	12	5/16" FLAT WASHER
013	120376	6	5/16" NUT
014	30918R1	1	M4 X 10MM FLAT HEAD
015	391671R91	2	HOSE CLAMP
016	279027R91	2	HOSE CLAMP
017	279028R91	2	HOSE CLAMP
018	279025R91	1	HOSE CLAMP
019	L2643486	35	HOSE, HEATER 3/4 ID
020	L2643486	38	HOSE, HEATER 3/4 ID
021	1514759C1	4	WORM DRIVE HEATER HOSE CLAMPS
022	180022	8	1/4" X 1" BOLT
023	25707R1	8	WASHER, FLAT 1/4 (.281X.625X.07
024	120375	8	1/4" NUT
025	120386	AR	1/4 ID - 3/4 OD
026	120391	5	#10 FLAT WASHER
027	25707R1	40	WASHER, FLAT 1/4 (.281X.625X.07
028	120393	35	5/16" FLAT WASHER
029	159920	5	#10-24 X 1/2 CROSS RECESS
030	180020	5	1/4" X 3/4" BOLT
031	180022	10	1/4" X 1" BOLT
032	180034	5	1/4" X 1 1/2" BOLT
033	180034	38	1/4" X 1 1/2" BOLT
034	180044	60	BOLT 1/4 10 X 2 ZN 8F
035	180075	5	5/16" X 5/8" BOLT
036	180079	20	FLANGED HEX BOLT, 5/16 - 18 X 1", GRADE 8
037	180130	5	BOLTS 3/8" X 2"
038	25709R1	AR	3/8" SAE FLAT WASHER - ZN6A
039	390306C1	44	7/16" SAE FLAT WASHER - ZN6A
040	131017	36	3/4" SAE FLAT WASHER LC STEEL - ZN6A
041	390312C1	64	1" SAE FLAT WASHER LC STEEL - ZN6A
042	1514759C1	10	WORM DRIVE HEATER HOSE CLAMPS
043	3820293C2C1	80	HEX FLANGE BOLT
044	3820983C1C1	18	HEX FLANGE BOLT
045	1673840C2	2	EXTENSION
046	3820987C1	24	7/16 - 14 X 2 HEX CAP BOLT
047	3820989C1R1	8	3/8 - 16 X 2 1/2 HEX CAP BOLT
048	3820997C1	2	HEX CAP BOLT 3/8 - 16 X 3/4
049	3821002C1	12	7/16 - 14 X 13/4 HEX CAP BOLT



FIGURE 15-10.24  
MISCELLANEOUS HARDWARE

Item	Part Number	Qty	Description
050	3821003C1	65	1/4" BOLT KBR
051	3821006C1	24	1/4 - 20 X 11/2 HEX CAP BOLT
052	3821008C1	52	5/16 X 1" BOLT KBR
053	3821010C1R1	5	1/4 NUT
054	3821013C1R1	2	5/16 NUT
055	3821021C1R1	24	7/16 - 14 HEX NUT
056	3821027C1	AR	NUT, 3/8 X16
057	25552R1	AR	5/16 ID - 1" OD HARDENED FLAT
058	3821031C1R1	8	HEX HD CAP SCREW 7/16 - 20 X 1
059	3821041C1R1	24	1/4 - 20 X 11/2 HEX CAP BOLT
060	25970R1	28	HEX CAP WASHER
061	L2643486	20	HOSE, HEATER 3/4 ID
062	279024R91	5	HOSE CLAMP
063	279025R91	10	HOSE CLAMP
064	279027R91	5	HOSE CLAMP
065	279028R91	5	HOSE CLAMP
066	3547776C1	2	PC 10.9 HEX HD CAP SCREW
067	40281R1	6	PC 10.9 HEX HD CAP SCREW
068	30326R1	16	M8 FLAT WASHER
069	30327R1	6	M10 FLATWASHER METRIC - PHC
070	3552155C1	5	PC 10.9 HEX HD CAP SCREW
071	30325R1	10	MB FLAT WASHER
072	30326R1	5	M8 FLAT WASHER
073	30918R1	5	M4 X 10MM FLAT HEAD
074	31055R1	4	HEX CAP BOLT 8M - 1.25 X 25
075	31082R1	5	NUT, M8 PHC FINISH
076	3553405C1	3	PLASTIC FASTENER
077	3554554C1	2	HOSE SEPARATOR
078	3564251C1	60	TRIM CLIP
079	3566132C2	5	EXTENSION CLIP
080	3566703C1	2	EXTENSION
081	3571742C1	5	EXTENSION CLIP
082	391671R91	5	HOSE CLAMP
083	3821043C1	13	SEMS BOLT 5/16 - 18 X 3/4
084	473153C1	52	SCREW
085	480686C2	4	PROTECTION INSERT
086	481366C1	8	RETAINER
087	498935C1	52	PLASTIC INSERT NUT
088	501491C1	29	CUSHION CLAMP
089	505200C1	5	CUSHION CLAMP
090	3821044C1R1	18	7/16 - 20 X 1 1/2
091	931465R1	10	M6 X 16 BOLT
092	931481R1	30	M8 X 35 BOLT
093	933833R1	10	M6 SPRING WASHER
094	25557R1	AR	FLAT THRU HARD WASHER
095	25546R1	50	1/2 ID -1 OD
096	180014	24	BOLT, 1/4X20X3/8
097	138572	1	WASHER, 1"
098	309449C1	1	FITTING, BULKHEAD
099	181372R1	1	NUT, 1"
100	1652002R1	1	AIR CHUCK
106	40340R1	24	BOLT, HEX, 1-14 X 3 1/2
107	40341R1	8	BOLT, HEX, 1-14 X 4 1/2

FIGURE 15-10.24  
MISCELLANEOUS HARDWARE

Item	Part Number	Qty	Description
101	2017514C1	1	TUBE, 3/8NPT X 3/8
102	443990	1	REDUCER, 3/8NPT X 1/4
103	444042	1	ELBOW, 3/8 X 3/8 FPT
104	306132C1	15	TIE, PLASTIC
105	3626607C1	15	TIE, PLASTIC
108	40342	3	BOLT, HEX,1-14 X
109	3821048C1	20	BOLT , HEX, 3/4- 10X 4 1/2
110	3821052C1	34	BOLT, HEX 3/4-10X 2 1/2
111	3821053C1	22	BOLT, HEX, 3/4-10 X 2
112	3821149C1	AR	BOLT, HEX, FLANGED 1/4-20 X 3/4
113	3821170C1	18	BOLT, 1/4-20 X1
114	3821175C1	8	SCREW, SOCKET 5/16-18 X 1 1/2
115	1677462C1	8	BOLTS, STRIKER 7/16-14
116	299403C1	10	CLAMP,BATT .375 DIA ZNP COATED
117	446075R91	10	CLAMP, HOSE
118	3821176C1	8	SCREW, SOCKET 5/16-18 X 3/4
119	27343R1	8	WASHER, FLAT 1/2 ID X 1 3/8
120	3821059C1	2	BOLT 7/8-9 X 5
121	3820414C2	22	BOLT 1/4-20X 1 1/4
122	3821083C1	25	BOLT 5/16-18 X 3/4
123	3821081C1	AR	BOLT 5/6-18 X 1/2
124	3821085C1	46	BOLT 5/16-18 X 1 1/4
125	3821086C1	16	BOLT 5/16-18 X 2
126	3821120C1	6	NUT 7/16-20
127	3821195C1	13	SCREW, CAP
128	22042R1	85	WASHER, FLAT
129	6010241C1	60	TRIM CLIP
130	3820293C1	80	FLANGED HEX BOLT, 3/8 - 16 X 1 1/2", GRADE 8
131	3820983C1	18	HEX FLANGE BOLT
132	3820989C1	8	3/8 - 16 X 2 1/2 HEX CAP BOLT
133	3821010C1	5	1/4"" NUT
134	3821013C1	2	5/16"" NUT
135	3821021C1	24	7/16 - 14 HEX NUT
136	3821031C1	8	HEX HD CAP SCREW 7/16 - 20 X 1
137	3821041C1	24	1/4 - 20 X 11/2 HEX CAP BOLT
138	3821044C1	18	7/16 - 20 X 1 1/2
139	21760R1	50	WASHER, FLAT, 7/16 X 7/8 OD

FIGURE 15-10.25  
TURRET EFFECTS

**NON-ILLUSTRATED  
FIGURE**

FIGURE 15-10.25  
TURRET EFFECTS

Item	Part Number	Qty	Description
001	3113179C91L	1	PLATE ASSY, BLACK
002	3113180C91L	1	TURRET HARDWARE KIT
003	3113190C1L	1	SEAL BRUSH, PINTLE ASSY
004	3113191C91L	1	TURRET W PROP RODS
005	3113181C1L	1	TURRET MOUNTING PLATE

FIGURE 15-10.26  
INTERIOR EFFECTS

**NON-ILLUSTRATED  
FIGURE**

FIGURE 15-10.26  
INTERIOR EFFECTS

Item	Part Number	Qty	Description
001	3113151C91L	1	DIGITIZATION RACK
002	3113152C1L	2	DIGITIZATION RACK, UPPER BRKT
003	3113153C1L	1	DIGITIZATION RACK BRKT
004	3113154C1L	1	DIGITIZATION RACK U BRKT
005	25579R1	4	BOLT NUT HEX 1/4 200 NC
006	25532R1	4	1/4 FLAT WASHER
007	1650050C1	4	1/4 LOCK WASHER BLACK
008	25672R1	4	1/4 X 2 1/2

FIGURE 15-10.27  
WINDSHIELD WASHER EFFECTS

**NON-ILLUSTRATED  
FIGURE**

FIGURE 15-10.27  
WINDSHIELD WASHER EFFECTS

Item	Part Number	Qty	Description
001	3113164C1L	1	MTG BRKT WINDSHIELD WASHER
002	3113165C1L	1	REAR EQUIPPING HANDLE - WELD
003	3113167C91L	1	WASHER BOTTLE PUMP
004	512550C1	4	VELCRO LOOP 3M P/N 06480 STRIP
005	3527285C1	1	TEE, WASHER HOSE
006	3113168C1L	2	HOSE, WASHER SUPPLY, 22 INCHES
007	3113169C1L	1	HOSE, WASHER SUPPLY, 90 INCHES
008	3801740C1	2	THRU COWL CONNECTOR (MOUNTING
009	3113170C91L	1	WIPER, W/S ELECTRICAL, MODULE
010	3821043C1	4	SEMS BOLT 5/16 - 18 X 3/4
011	3113171C91L	2	ARM, W/S WIPER W/ BLADE
012	3113172C1L	1	WIPER SYSTEM COVER
013	3821043C1	9	SEMS BOLT 5/16 - 18 X 3/4
014	3113173C1L	1	COVER, WIPER MOTOR



FIGURE 15-10.28  
PRODUCT GRAPHICS

# NON-ILLUSTRATED FIGURE

FIGURE 15-10.28  
PRODUCT GRAPHICS

Item	Part Number	Qty	Description
001	3595933C1	1	PRODUCT GRAPHIC, LABEL
002	2024445C1	1	ELBOW
003	3625401C1	2	PRODUCT GRAPHIC, LABEL
004	3812865C1	2	PRODUCT GRAPHIC, LABEL
005	3528274C3	1	PRODUCT GRAPHIC, ANTIFREEZE
006	3113159C1L	2	LABEL, GUNNER HATCH LATCHED
007	3113160C1L	2	LABEL, GUNNER HATCH STATIONARY
008	3113161C1L	2	LABEL, REAR HATCH OPEN
009	3113162C1L	1	LABEL, REAR DOOR RELEASE
010	3113176C1L	1	PLATE, IUID END ITEM
011	3113177C1L	1	PLATE, IUID STEERING GEAR
012	3113178C1L	6	PLATE, IUID MULTI COMPONENTS

FIGURE 15-11  
NON-COMMERICAL FLAT BACK COWL VEHICLE

5

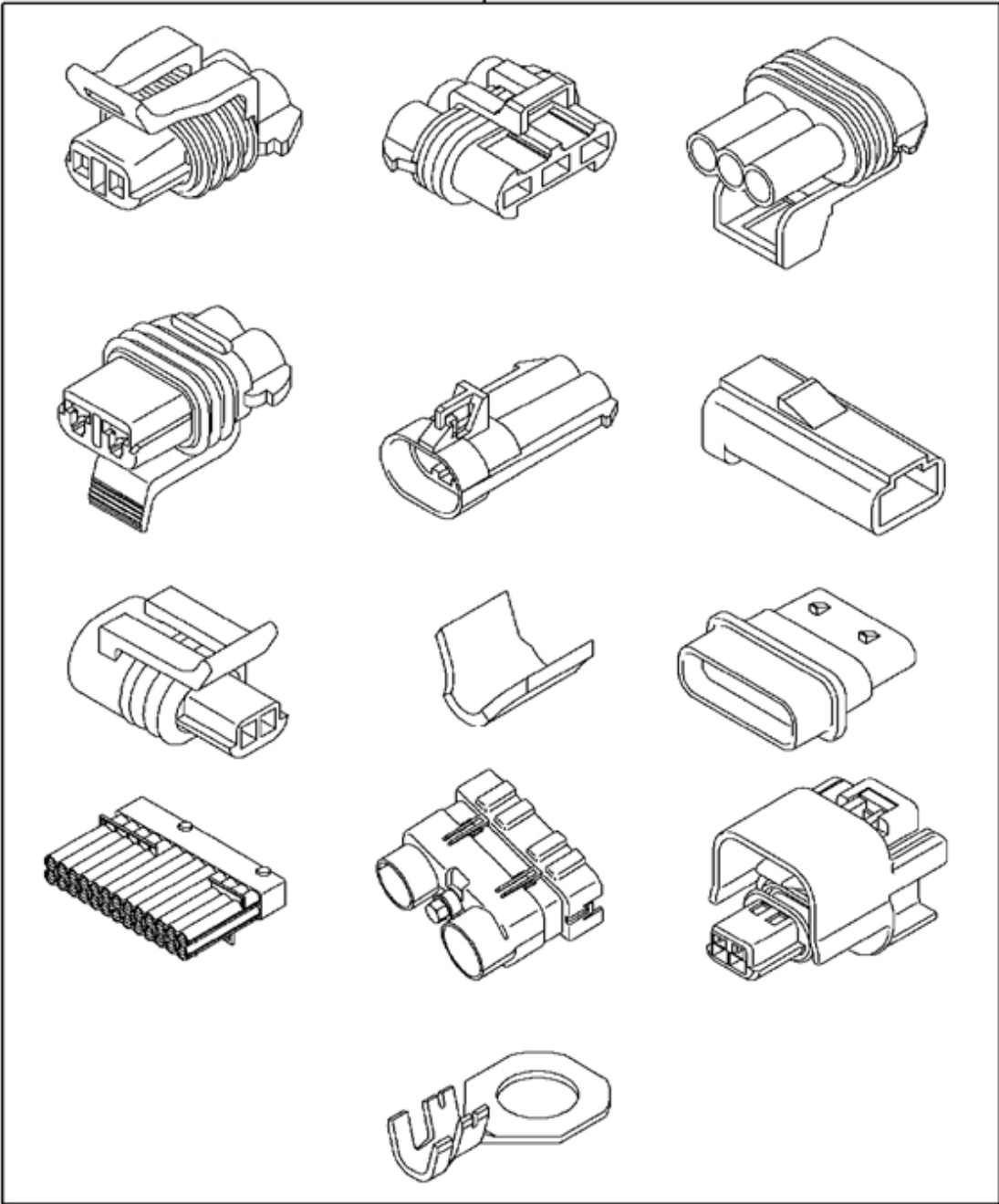


FIGURE 15-11  
NON-COMMERICAL FLAT BACK COWL VEHICLE

Item	Part Number	Qty	Description
005	3820960C91	1	HARNESS,BASE 24V

FIGURE 15-12  
PLATE INSTL, DRIVER; DCM BASE BRACKETRY

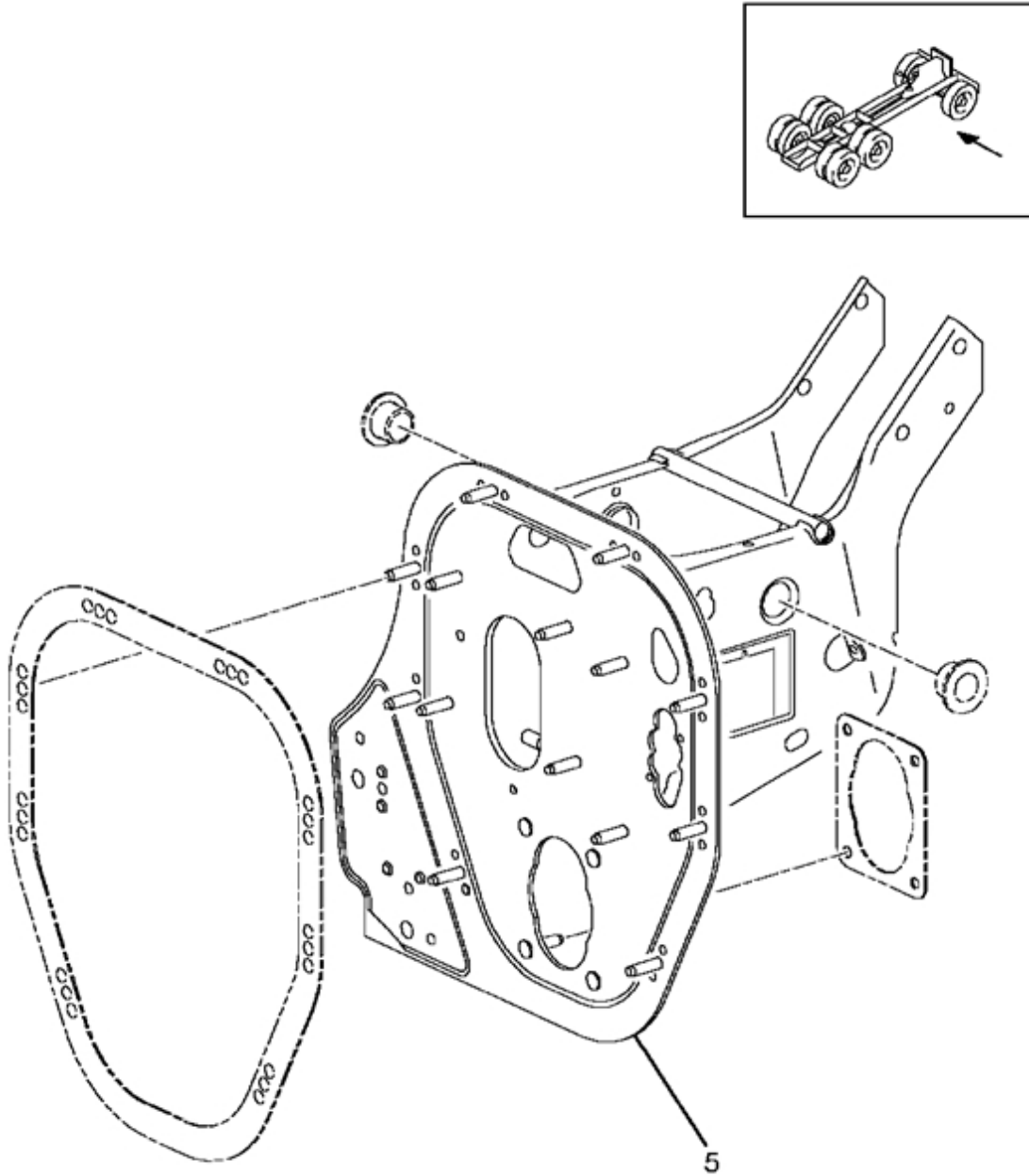


FIGURE 15-12  
PLATE INSTL, DRIVER; DCM BASE BRACKETRY

Item	Part Number	Qty	Description
005	3612462F92 3612462F92	1	MM STEERING,DCM MTG BASE

FIGURE 15-12.1  
MM STEERING,DCM MTG BASE

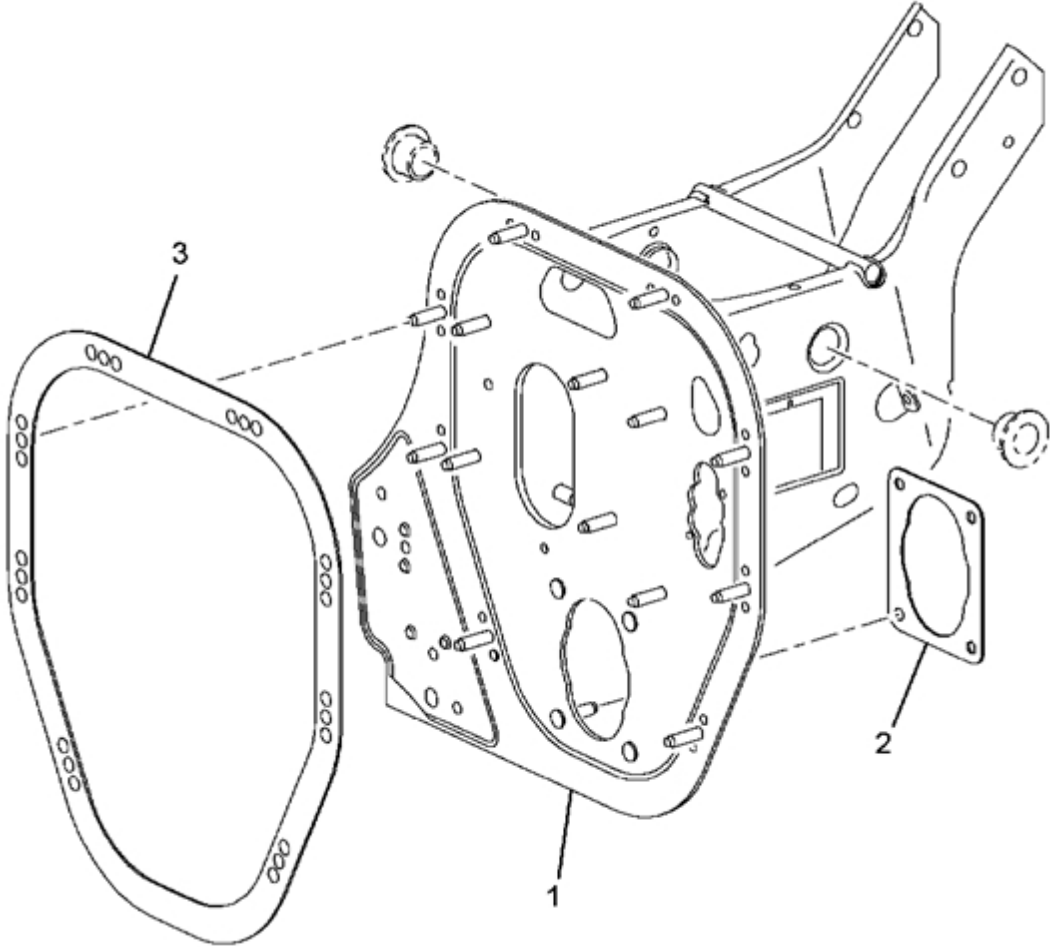


FIGURE 15-12.1  
MM STEERING,DCM MTG BASE

Item	Part Number	Qty	Description
001		1	BASE,DCM STRUCTURAL ASSY
002	2505773C1	1	GASKET, STEERING COLUMN
003	2505774C1	1	GASKET,MODULE PLATE*DCM
800		RF	NOTE: THE FOLLOWING PARTS ARE NON-ILLUSTRATED
801	2596447C91	KT	KIT,DCM BASE ASSY
		RF	(CONSISTS OF PARTS DENOTED BY A)
880		RF	NOTE: ASM BELOW COMPRISED OF ABOVE COMPONENTS
881	3612462F92	RF	MM STEERING,DCM MTG BASE



FIGURE 15-13  
POWER FEED MTG & WIRNG FOR NON-COMMERCIAL FLAT BACK COWL

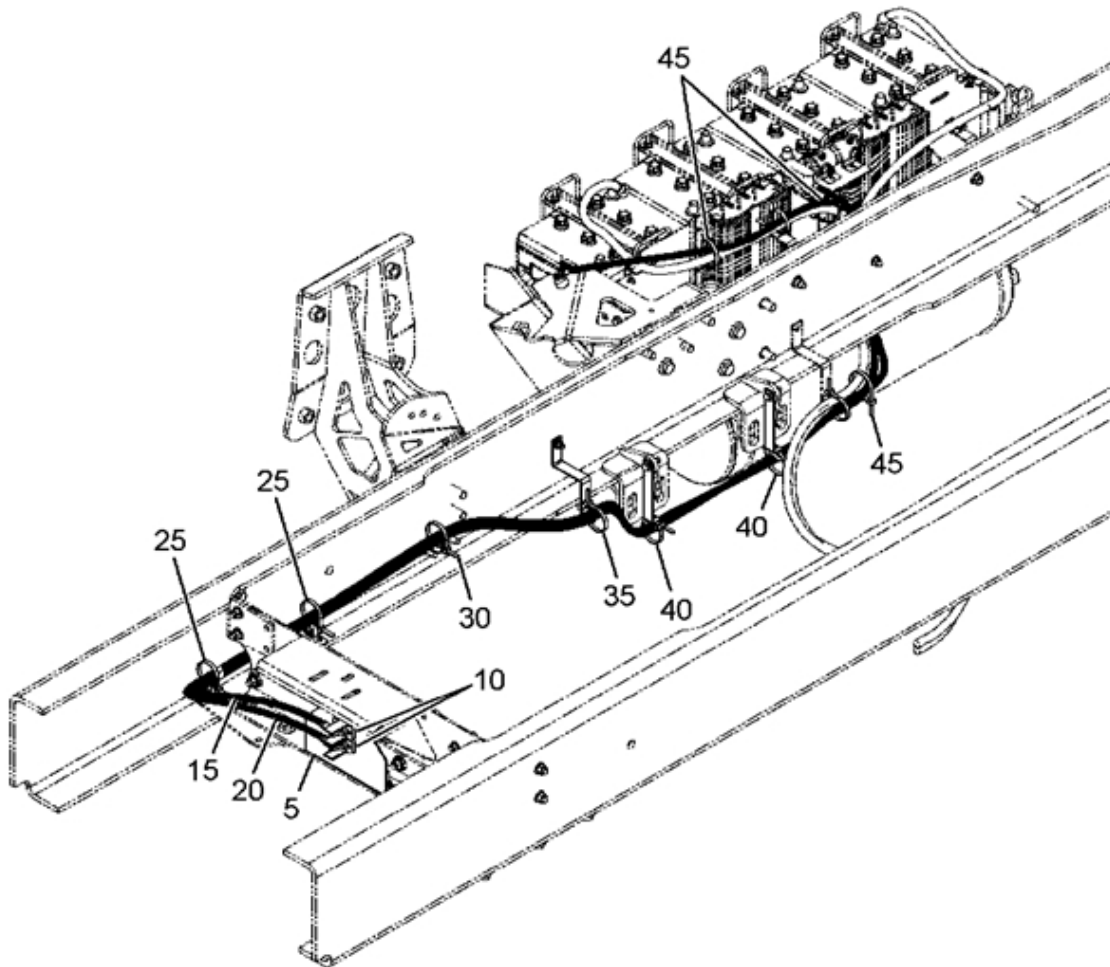


FIGURE 15-13  
POWER FEED MTG & WIRNG FOR NON-COMMERCIAL FLAT BACK COWL

Item	Part Number	Qty	Description
005	30665R2	2	BOLT, M10 X 30MM PHC FLG CLASS
	30754R1	2	NUT, LOCK OR HEX SPECIAL*PREVAI
	3820709C91	1	SUPPORT, ASSY BRACKET WINCH
015	3820559C91	1	HARNESS, POSITIVE WINCH CABLE
020	3820637C92	1	HARNESS, NEGATIVE WINCH CABLE
025	3553405C1	2	PLASTIC FASTENER
	306132C1	2	TIE, PLASTIC
030	306132C1	1	TIE, PLASTIC
	25519R1	1	NUT, 1/4 NC TYPE 8
	25483R1	1	BOLT, 1/4 X 1 PHC TYPE 8
	2041341C1	1	STANDOFF, STRAP
	25709R1	1	WASHER, .406X.812X.089HDN
	3545562C1	1	EXTENSION, CLIP
	120380	1	WASHER LOCK 1/4", REG, STL/ZNC
	25519R1	1	NUT, 1/4 NC TYPE 8
035	25483R1	1	BOLT, 1/4 X 1 PHC TYPE 8
	2041341C1	1	STANDOFF, STRAP
	120380	1	WASHER LOCK 1/4", REG, STL/ZNC
	306132C1	1	TIE, PLASTIC
	432736C2	1	EXTENSION, CLIP
	25709R1	1	3/8" SAE FLAT WASHER - ZN6A
040	30665R2	2	BOLT, M10 X 30MM PHC FLG CLASS
	30754R1	2	NUT, LOCK OR HEX SPECIAL*PREVAI
	588110C1	2	EXTENSION, CLIP
	25483R1	2	BOLT, 1/4 X 1 PHC TYPE 8
	306132C1	2	TIE, PLASTIC
	120380	2	WASHER LOCK 1/4", REG, STL/ZNC
	25519R1	2	NUT, 1/4 NC TYPE 8
	2041341C1	2	STANDOFF, STRAP
045	3516934C1	5	STRAP, CABLE LOCK 1/2" X 20"

FIGURE 15-13.1  
SUPPORT, ASSY BRACKET WINCH

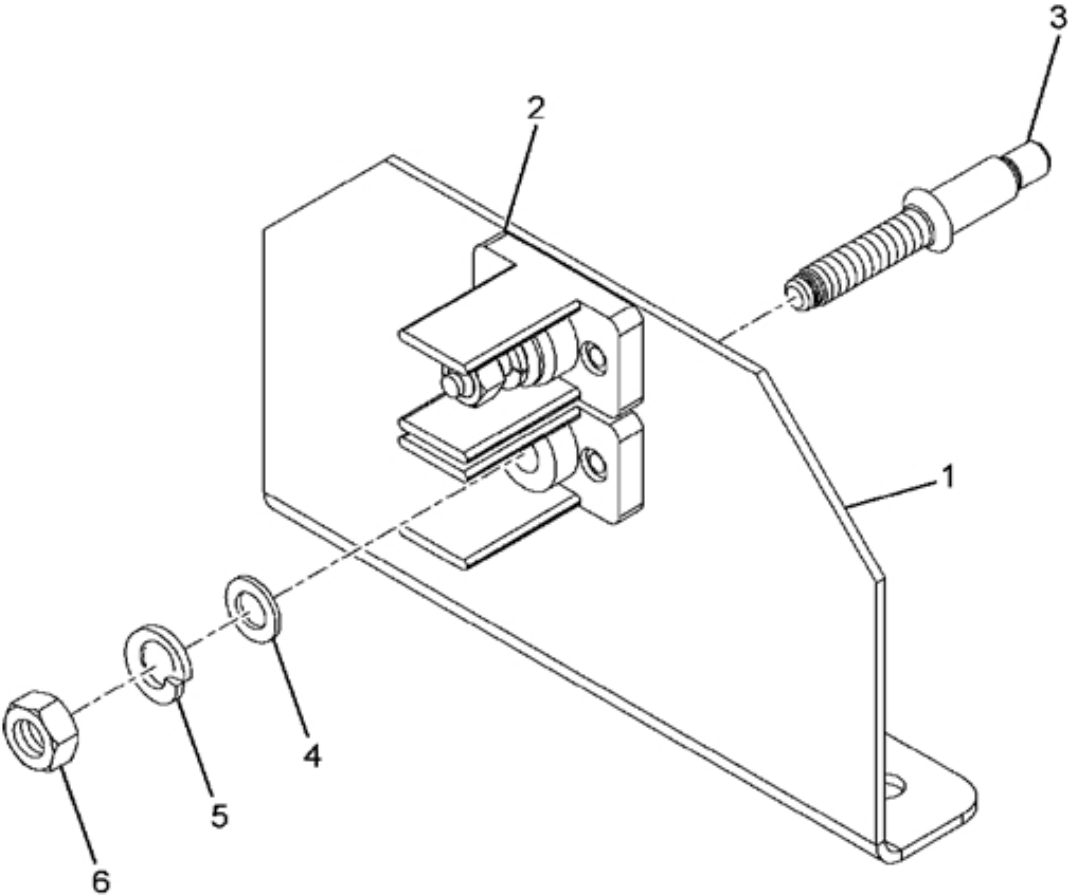


FIGURE 15-13.1  
SUPPORT, ASSY BRACKET WINCH

Item	Part Number	Qty	Description
001	3819355C1	1	SUPPORT,
002	1655686C91	2	BLOCK JUNCTION
003	2040956C1	4	RIVET, BLIND 3/16 STL .214-.43
004	25709R1	2	WASHER, .406X.812X.089HDN
	120394	2	WASHER, .406 X .812 X .051
005	120382	2	WASHER, LOCK 3/8 ZINC PLATED
006	433972C1	2	NUT, HEX 3/8" UNC
	124829	2	NUT, 3/8 JAM TYPE 5
880		RF	NOTE: ASM BELOW COMPRISED OF ABOVE COMPONENTS
881	3820709C91	RF	SUPPORT, ASSY BRACKET WINCH

FIGURE 15-14  
SS ARMORED FLAT BACK COWL

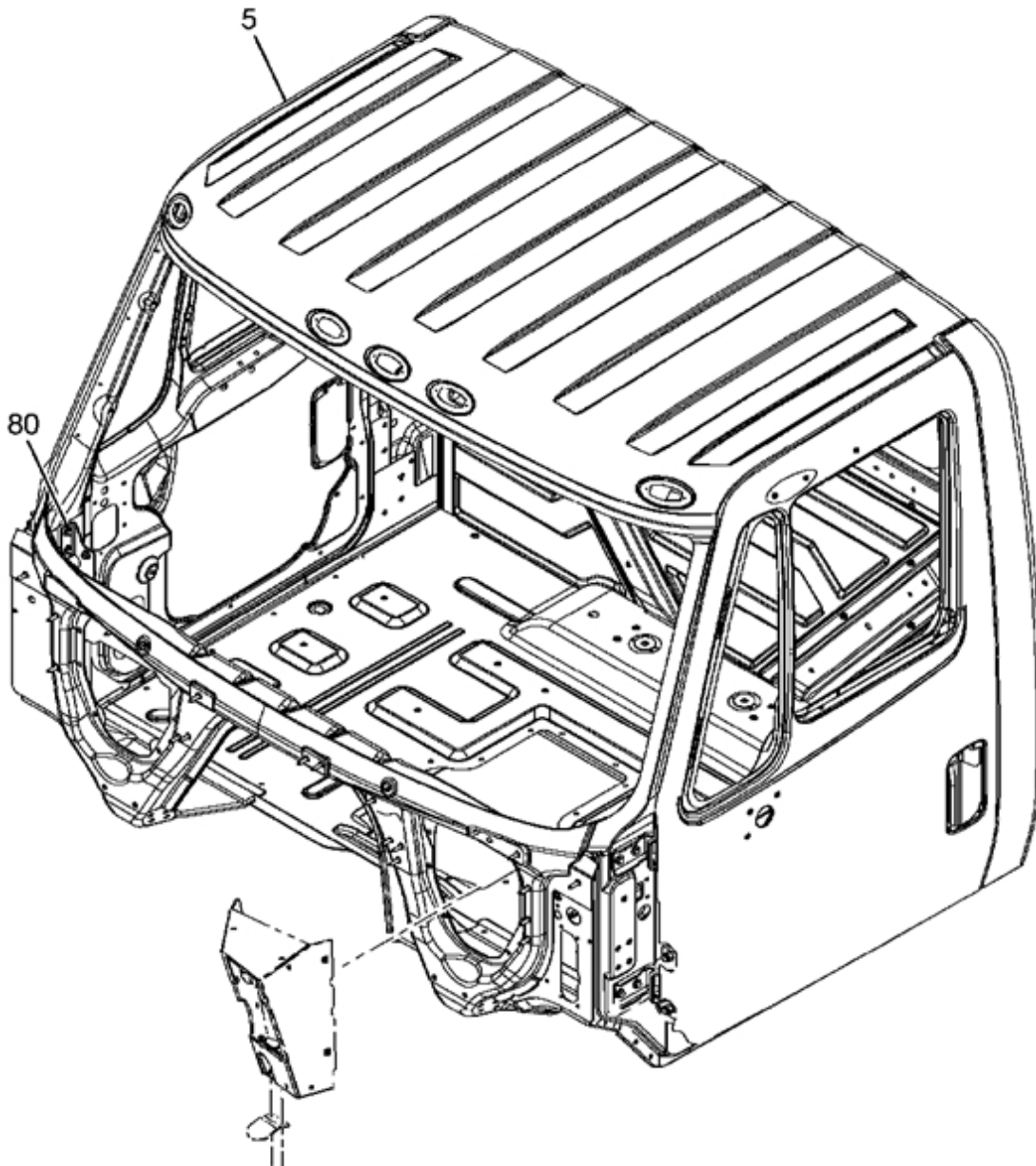


FIGURE 15-14  
SS ARMORED FLAT BACK COWL

Item	Part Number	Qty	Description
005	3820087C92 3820087C92	1	COWL,ASSY FLAT BACK
080	3819553C2	1	BRACE,ASSY INSTR PNL IP MTG LH
	3819554C2	1	BRACE,ASSY INSTR PNL IP MTG RH
ZZ1	3547776C1	4	PC 10.9 HEX HD CAP SCREW

FIGURE 15-14.1  
COWL, ASSY FLAT BACK

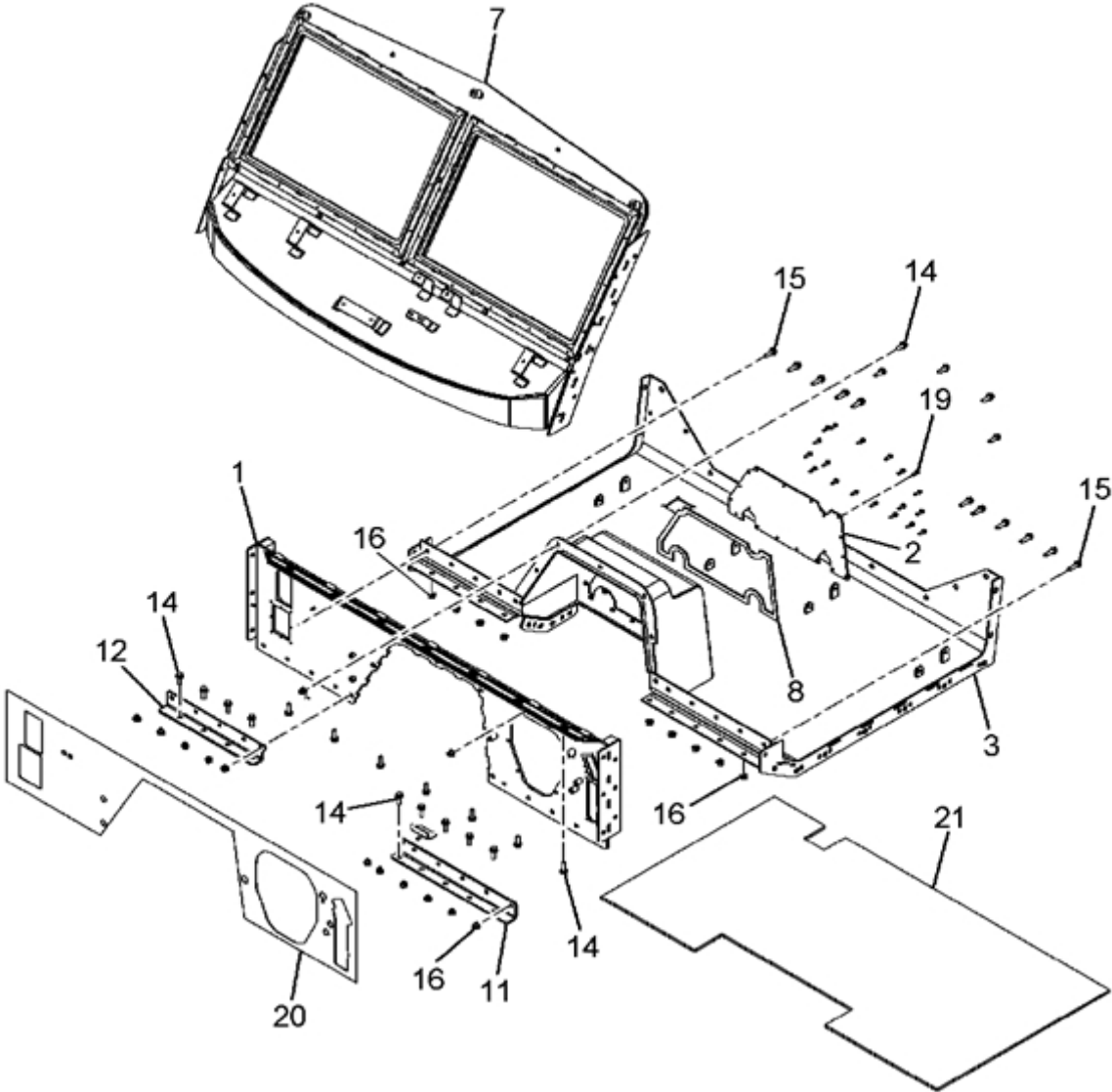


FIGURE 15-14.1  
COWL, ASSY FLAT BACK

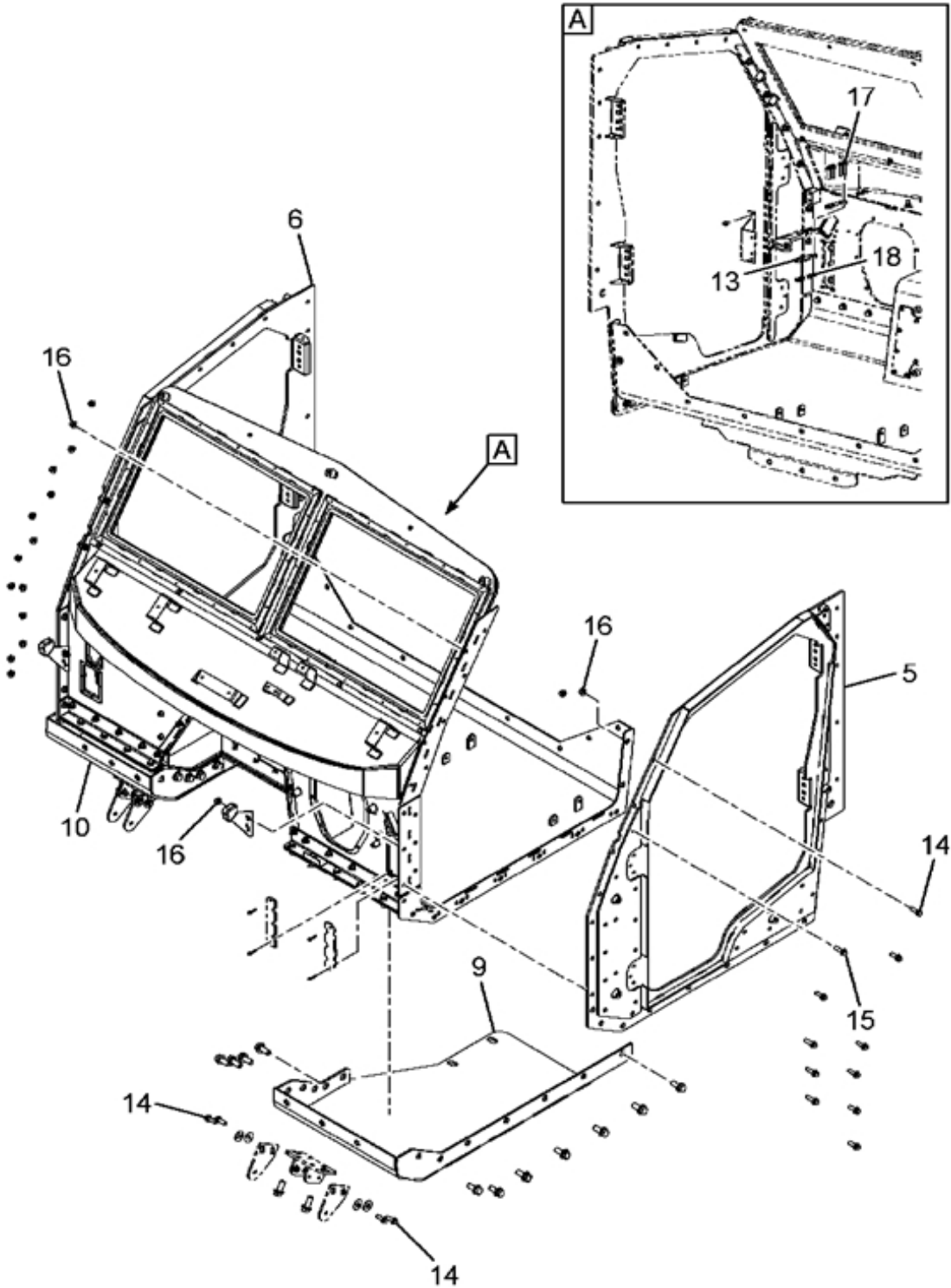




FIGURE 15-14.1  
COWL, ASSY FLAT BACK

Item	Part Number	Qty	Description
001	3819424C2	1	FIRE WALL ASM
002	3819425C2	1	COVER, ENGINE
003	3819426C2	1	FLOOR, FRONT
005	3819429C2	1	SIDE FRAME, DOOR, LEFT, WELD
006	3819430C2	1	SIDE FRAME, DOOR, RIGHT, WELD
007	3819432C2	1	WINDSCREEN FRAME ASM
008	3819433C1	1	SEAL, ENGINE COVER
009	3820126C2	1	FLOOR, LEFT
010	3820127C2	1	FLOOR, RIGHT
011	3820144C1	1	BRACKET, FIRE WALL LEFT
012	3820145C1	1	BRACKET, FIRE WALL RIGHT
013	3820282C1	4	BRACE,
014	3820288C2	43	BOLT, HEX FLANGED 1/2-13 X 1 1
015	3820289C2	21	BOLT FLG HEX UNC 1/2"X1 3/4" GR 8
016	3821119C1	57	HEX FLANGE NUT1/2", UNC GRADE 8
017	3820293C2	8	BOLT, HEX FLANGED 3/8-16 X 1 3
018	3821118C1	8	NUT, FLANGE, 3/8" UNC GR 8
019	3820292C2	17	BOLT, HEX FLANGED 5/16-18 X 1,
020	3820284C1	1	INSULATOR, DASH PANEL, FIREWALL
021	3820285C1	1	INSULATOR, UNDER CAB FLOOR
800		RF	NOTE: THE FOLLOWING PARTS ARE NON-ILLUSTRATED
801	3819434C2	1	BAFFLE, ASM MOTOR COVER,
802	3820283C2	1	ANGLE, AIR CLEANER BRACKET
803	423405001	30	SEALANT, SIKAFLEX 221 10Z BLK
804	437318C1	1	FLUID, LOCTITE BLUE, 250CC
805	3821052C1	26	BOLT, HEX 3/4-10X 2 1/2
806	3820414C2	6	BOLT 1/4-20X 1 1/4
807	3821086C1	7	BOLT 5/16-18 X 2
808	3821117C1	7	NUT, HEX FLANGE, 5/16" NC GR 8
809	120396	8	WASHER, .531 X 1.062 X .074
810	3821145C1	2	SUPPORT, CAB MOUNT
880		RF	NOTE: ASM BELOW COMPRISED OF ABOVE COMPONENTS
881	3820087C92	RF	COWL, ASSY FLAT BACK

FIGURE 15-15  
SS PLATE STEEL FLAT BACK COWL

**NON-ILLUSTRATED  
FIGURE**

FIGURE 15-15  
SS PLATE STEEL FLAT BACK COWL

Item	Part Number	Qty	Description
145	423405001	3	SIKA-FLEX 221

FIGURE 15-16  
SS PLATE STEEL FLAT BACK COWL W/ ARMORED FBC

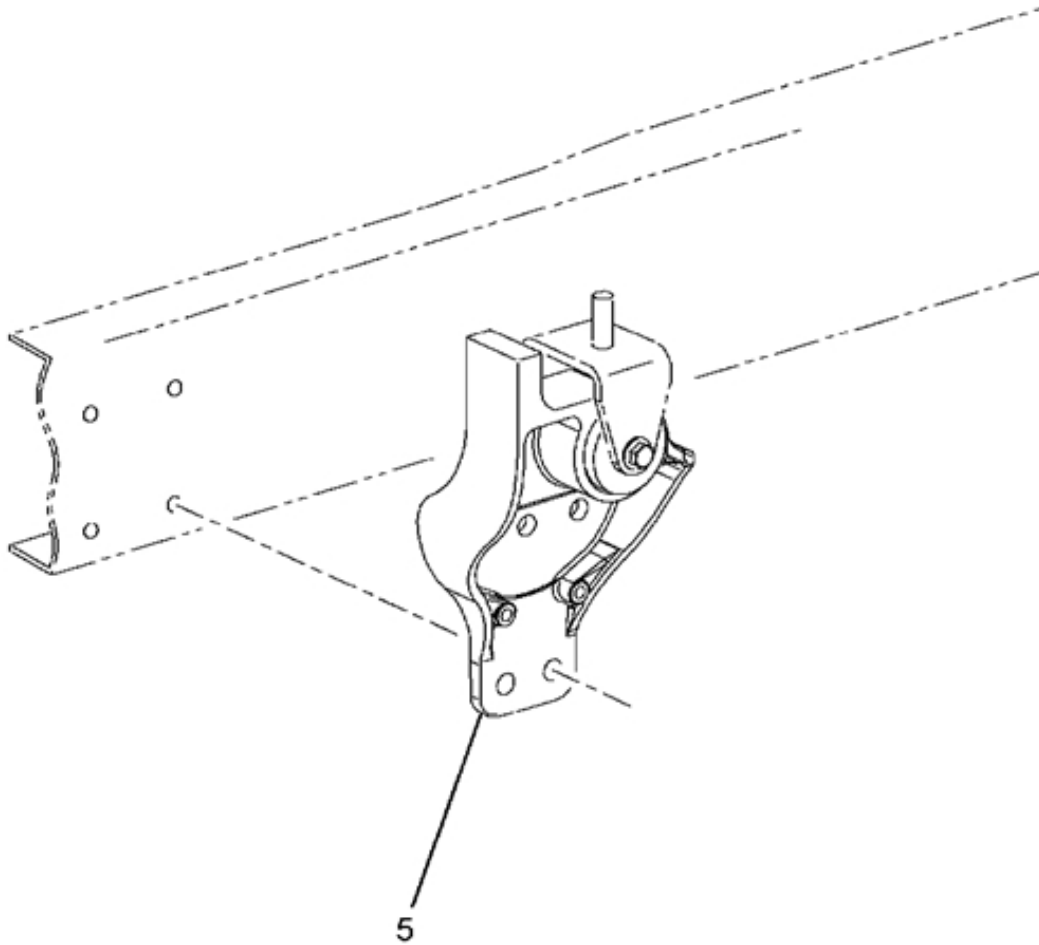


FIGURE 15-16  
 SS PLATE STEEL FLAT BACK COWL W/ ARMORED FBC

Item	Part Number	Qty	Description
005	3821077C91	1	SUPPORT, ARMORED FBC MTG, LH
	3821075C91	1	SUPPORT, ARMORED FBC MTG, RH
	1518208C1	10	BOLT,HUCK 5/8 DIA
	1518213C1	10	COLLAR, HUCK 5/8 DIA.

FIGURE 15-16.1  
SUPPORT, ARMORED FBC MTG, LH

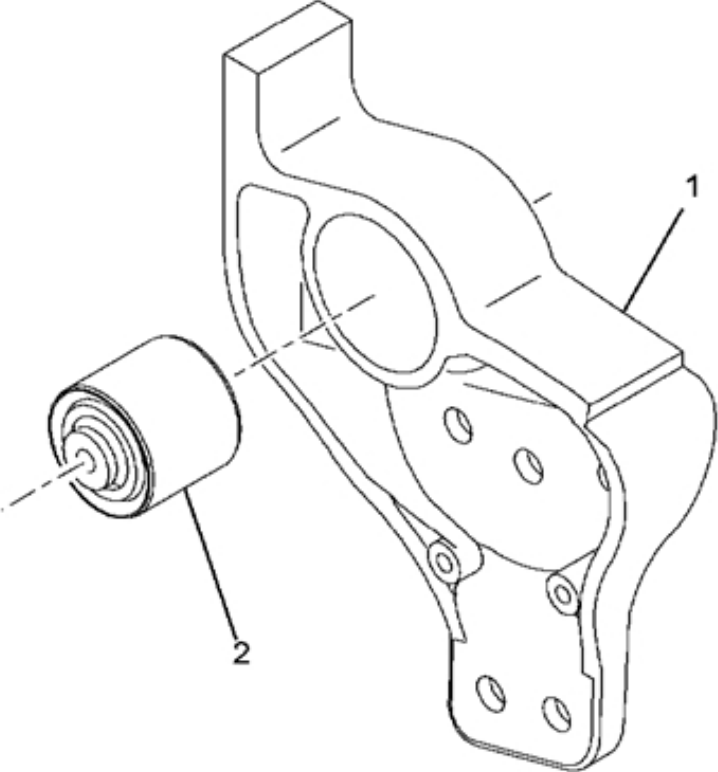


FIGURE 15-16.1  
SUPPORT, ARMORED FBC MTG, LH

Item	Part Number	Qty	Description
001	3582968C1	1	BRACKET,CAB FRONT MTG LH
002	3574680C1	1	BUSHING,SPG SILENT BLOC 15-17-
880		RF	NOTE: ASM BELOW COMPRISED OF ABOVE COMPONENTS
881	3821077C91	RF	SUPPORT, ARMORED FBC MTG, LH

FIGURE 15-16.2  
SUPPORT, ARMORED FBC MTG, RH

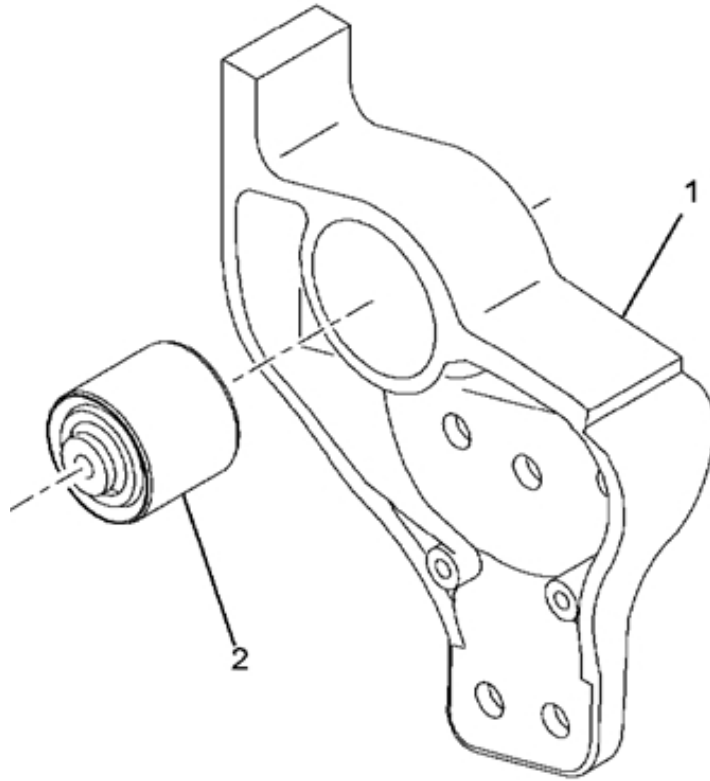




FIGURE 15-16.2  
SUPPORT, ARMORED FBC MTG, RH

Item	Part Number	Qty	Description
001	3582969C1	1	BRACKET,CAB FRONT MTG RH
002	3574680C1	1	BUSHING,SPG SILENT BLOC 15-17-
880		RF	NOTE: ASM BELOW COMPRISED OF ABOVE COMPONENTS
881	3821075C91	RF	SUPPORT, ARMORED FBC MTG, RH

FIGURE 15-17  
WINDSHIELD WIPER SYSTEM - 7400 FBC

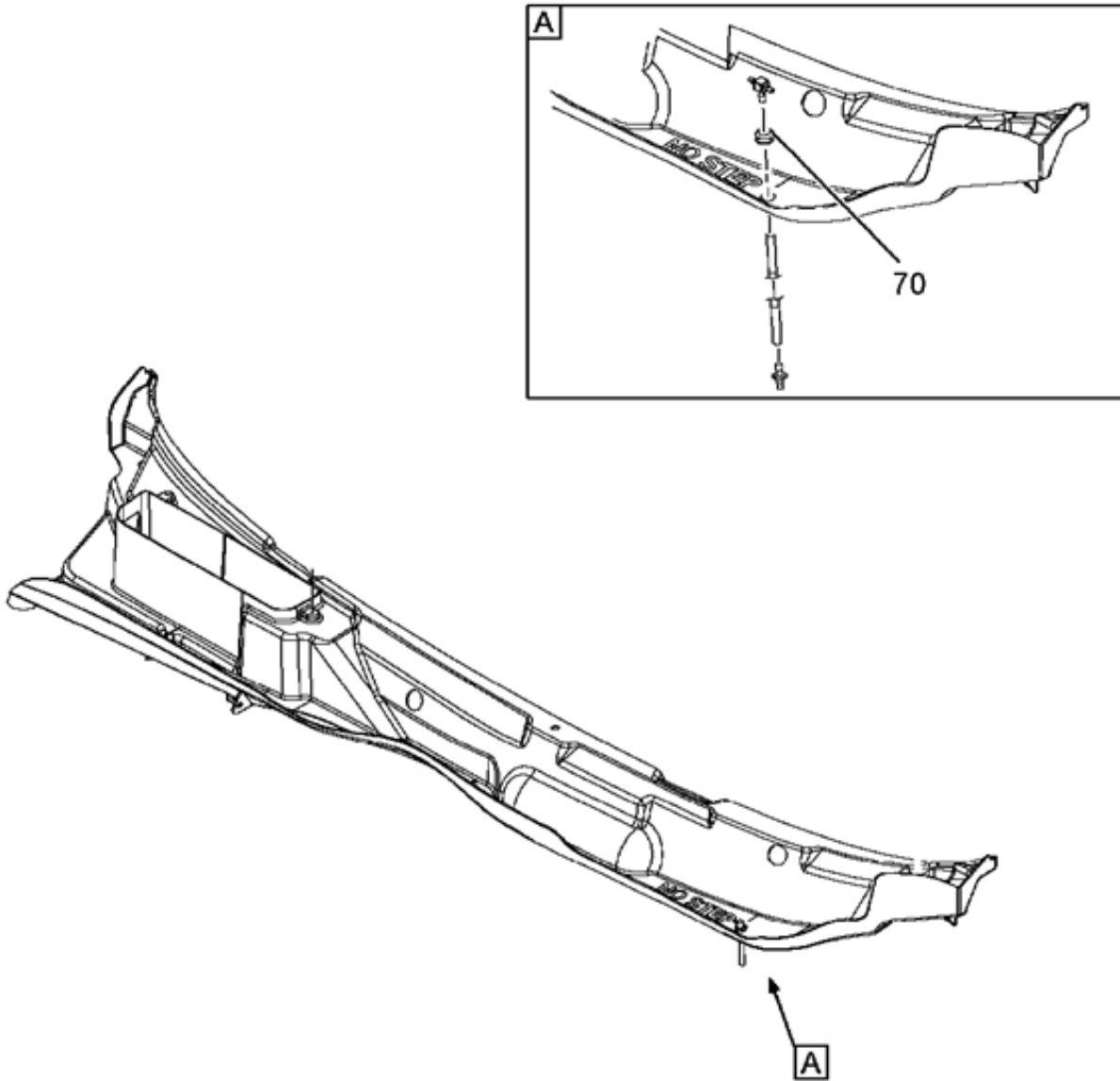


FIGURE 15-17  
WINDSHIELD WIPER SYSTEM - 7400 FBC

Item	Part Number	Qty	Description
070	3576492C1	AR	SEAL,CAB BAFFLE COWL TRAY

# Group 16 Wheels

FIGURE 16-1  
WHEEL ASM

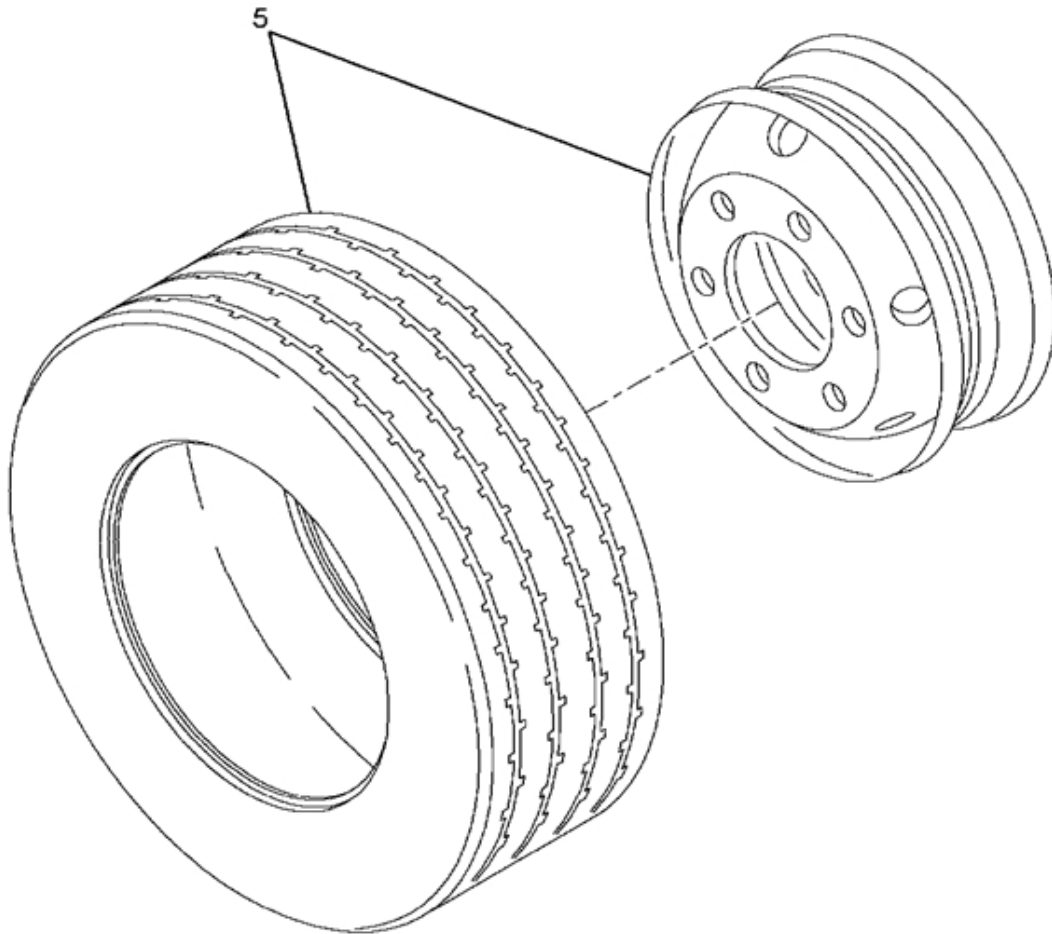


FIGURE 16-1

WHEEL ASM

Item	Part Number	Qty	Description
005	2596481C91L 2596481C91L	4	WHEEL ASM, W/TIRE & RUN FLAT

FIGURE 16-1.1  
WHEEL ASSY W/TIRE & RUN FLAT

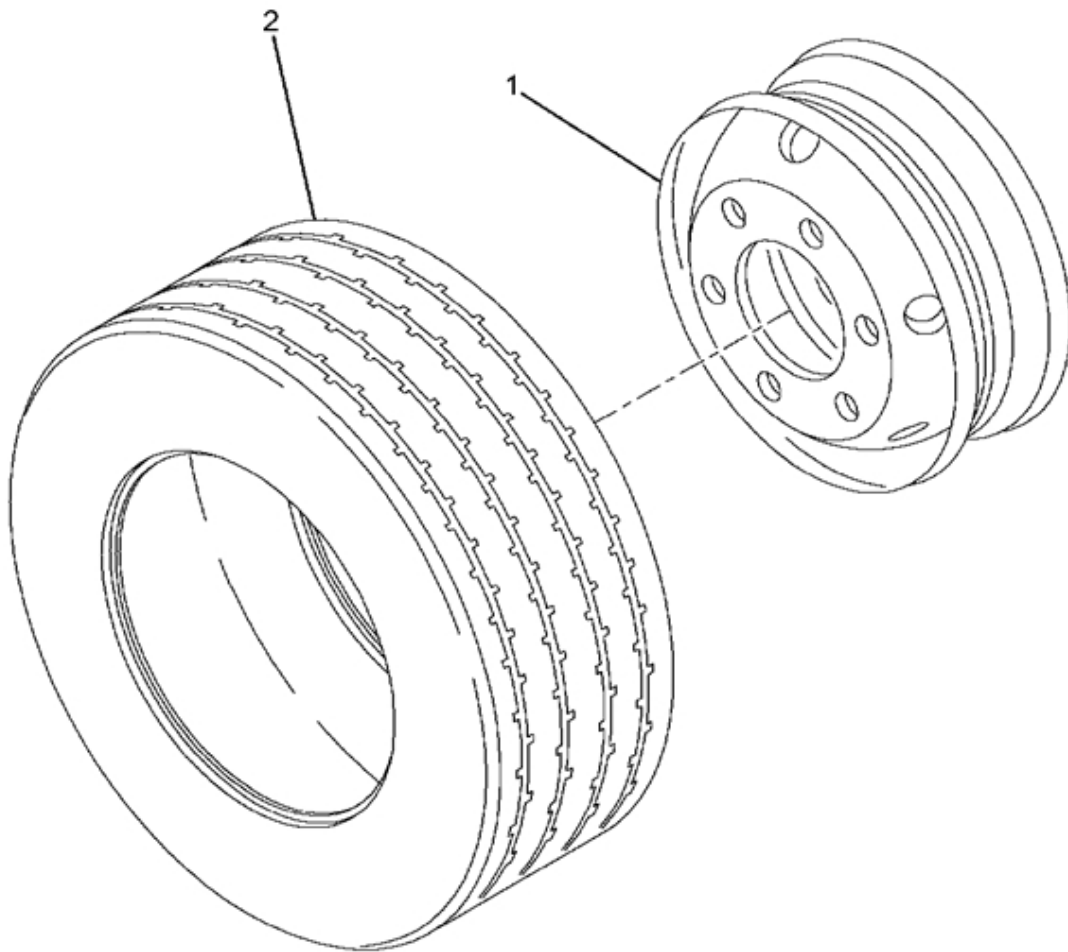


FIGURE 16-1.1  
 WHEEL ASSY W/TIRE & RUN FLAT

Item	Part Number	Qty	Description
001	3819555C91	AR	WHEEL,DISC 20X10 335 ALUM
002		RF	TIRE 06470583267
880		RF	NOTE: ASM BELOW COMPRISED OF ABOVE COMPONENTS
881	2596481C91L	RF	WHEEL ASM, W/TIRE & RUN FLAT



# Group 17 Expendables

SPECIAL TOOLS

<b>Special Tools</b>		
ICP Sensor Breakout Tee	ZTSE4347	Injection control pressure test
ICP Adaptor	ZTSE4359	Adaptor for testing
ESC Breakout Box	ZTSE4477	Testing computer/controller, sensors and modules
500 OHM Resistor Harness	ZTSE4497	Sensor circuit diagnostics
3 Banana Plug Harness	ZTSE4498	Sensor circuit diagnostics
Relay Breakout Harness	ZTSE4596	Relay testing
ECM Relay Breakout Harness	ZTSE4674	ECM power relay testing
Injector Test Harness	ZTSE4401	Testing injector coils
2-way Breakout Tee	ZTSE4483	Temperature testing
IPR Breakout Tee	ZTSE4484	Testing IPR, diagnosis
CMP Breakout Tee	ZTSE4485	Testing CMP, diagnosis
Breakout Tee	ZTSE4486	Engine cranking test
International Truck Interface Cable	ZTSE4632-USB	Attaches to ATA connector for diagnostics
Crankcase Breather Tool	ZTSE4039	Crankcase pressure test
Pitman Arm Puller	ZTSE4439	Removal of Pitman arm from Sheppard steering gear
Pressure Test Kit	ZTSE4409	Engine cranking test
CAC Leakage Tester	ZTSE4341	Testing CAC system for leaks and R&R; Front vibration damper replacement
DIN Removal Tools (2)	2504954C1	Rocker switch panel removal/replacement
DT530E Master Diagnostic Fleet Software	ZTSE4463-7	Engine diagnostics
Diamond Logic Builder Software	ZTSE4731	Transmission diagnosis and testing
Quality Connect Tool Kit	991843C91	Service of airlines
Belly Armor Removal/Installer Kit	ZTSE4903	Remove and install belly armor
Allison Transmission Software Diagnostic Interface Cable	Nexiq 125032	Transmission diagnostic interface cable
Allison DOC 7.0 Software or Higher	J-44950-H	Transmission diagnosis and testing
Rear Oil Seal and Wear Sleeve Installer	ZTSE2535C	Rear crankshaft oil seal R & R
Damper Heater	ZTSE4384	Heating damper on R & R
Front Crankshaft and Wear Sleeve Installer and Remover	ZTSE3004B	Wear sleeve installer/remover and seal installer

# Appendix

**Appendix A - PARTS REQUIRED BUT NOT LISTED IN THIS 24P**

2510	015554860	3112933C1L	DOOR,VEHICULAR
2510	015554876	3112962C91L	WINDOW,VEHICULAR
2510	015554878	3112960C91L	WINDOW,VEHICULAR
2510	015554909	3113041C1L	PANEL,BODY,VEHICULAR
2510	015554910	3113042C1L	PANEL,BODY,VEHICULAR
2510	015554911	3113044C1L	PANEL,BODY,VEHICULAR
2510	015554912	3113043C1L	PANEL,BODY,VEHICULAR
2530	014812638	KSR4034715QP	BRAKE SHOE SET
2530	015554964	3672258C91	CHAMBER,AIR BRAKE
2530	015554965	3672257C91	BRAKE CHAMBER,LR
2530	015554999	KSR4034707QP	PARTS KIT,BRAKE SHOE
2540	015554852	3112903C91L	MIRROR HEAD,VEHICULAR
2540	015554853	3112905C91L	MIRROR HEAD,VEHICULAR
2590	015554859	3112931C1L	REAR SD RT
2590	015554861	3112932C1L	REAR SIDE ADD - ON
2590	015554871	3112949C1L	REAR SD LFT
2590	015554917	3113052C1L	S.BOX REAR RT
2590	015554919	3113051C1L	S.BOX REAR LFT
2590	015555002	ZEK414STH1615	PROPSHFT REAR
2910	015554998	HF35153	FILTER,FLUID
2940	015131502	3532800C1	FILTER ELEMENT,INTAKE AIR CLEANER
2940	015554940	3532801C1	FILTER ELEMENT,INTAKE AIR CLEANER
2940	015554996	BX065624	FILTER ELEMENT,INTAKE AIR CLEANER
2940	015555160	BX065624	FILTER ELEMENT,INTAKE AIR CLEANER
4120	015555461	BX065612	DRYER,AIR ASSY
5340	015554913	3113045C1L	BRACKET,MOUNTING
5340	015554914	3113046C1L	BRACKET,MOUNTING
5340	015554916	3113050C1L	BRACKET,MOUNTING
5340	015554941	353323C1	BRACKET,MOUNTING
6220	015555000	GEH5024	LIGHT,HEAD BULB
6620	015112451	3554457C1	GAGE,PRESSURE,DIAL INDICATING
6625	015072232	3554508C1	VOLTMETER
6685	015073158	3554482C1	INDICATOR,TEMPERATURE,ELECTRICAL RESISTA

## Appendix B - PART NUMBER TO STOCK NUMBER REFERENCE

Part Number	Stock Number	Nomenclature
000000001A-00	2950 015564446	ELECTRICAL ROOF EFF
000000001B-00	2950 015564448	ELECTRICAL ROOF EFF
000000002B-00	2590 015564447	ELECTRICAL FRONT EN
000000003A-00	7690 015564449	DECAL SET
000000003B-00	2590 015564453	ELECTRICAL DASH EFF
000000004B-00	2950 015564456	ELECTRICAL REAR END
000000005B-00	5340 015564457	MISCELLANEOUS HARDW
000000006B-00	2510 015564459	TURRET,COMBAT VEHIC
000000007B-00	2590 015564464	INTERIOR EFFECTS
000000008B-00	2540 015564450	WINDSHIELD WASHER A
000000009B-00	7690 015564451	DECAL
0147000001-00	2510 015564452	ROOF ASM
0147000003-00	2510 015564454	FLOOR,BODY,VEHICULA
0147000004-00	2510 015564455	PLATE,SKIRTING,VEHI
0147000005-00	2510 015564458	DOOR,VEHICULAR
0147000006-00	2510 015564462	DOOR,VEHICULAR
0147000007-00	2510 015564460	SIDE ASM,RIGHT
0147000008-00	2510 015564461	BRACE,FENDER
0147000009-00	2510 015564463	FRAME,STRUCTURAL,VE
0147000010-00	2540 015564466	BOX,ACCESSORIES STO
0147000011-00	3990 015564468	RAMP,LOADING,VEHICL
0147000013-00	2590 015567072	NBC AND A-C ASM
0147000016-00	5360 015564465	SPRING,HELICAL,COMP
0147000017-00	8145 015564467	BOX,SHIPPING AND ST
0147000018-00	2590 015564470	FRONT PROTECTION
0147010498-00	2590 015564473	SIDE REAR LEFT
0147010499-00	2510 015564475	FENDER,VEHICULAR
0147017711-00	2590 015564478	ROOF SPOILER
103363	5315 015564469	PIN,COTTER
103375	5315 015564471	PIN,COTTER
103389	5315 015564472	PIN,COTTER
103391	5315 015564474	PIN,COTTER
103647	2510 015567046	VALVE,PIPE THD DRAI
1087486R1	7610 015564481	MANUAL,TECHNICAL
109429	4730 015564482	ELBOW,PIPE
109454	3416 015567113	LATHE,JEWELER'S
109461	4730 015564476	FITTING,LUBRICATION
111140R1	5306 015564477	BOLT,MACHINE
1171742R1	7610 015564479	SHEET,TECHNICAL
1171755R4	7610 015564480	MANUAL,TECHNICAL
118748	4730 015564483	ADAPTER,STRAIGHT,PI
118753	4730 015564489	ELBOW,PIPE TO TUBE
1199T2854	4730 015564494	FITTING,LUBRICATION
120214	5310 015564495	WASHER,LOCK
120375	5310 015564484	NUT BLANK
120376	5310 015564485	NUT BLANK
120377	5310 015564488	NUT,PLAIN,HEXAGON
120380	5310 015564491	WASHER,LOCK
120382	5310 015564486	WASHER,FLAT
120384	5310 015564487	WASHER,LOCK
120386	5310 015564490	WASHER,FLAT

## Appendix B - PART NUMBER TO STOCK NUMBER REFERENCE

Part Number	Stock Number	Nomenclature
120390	5310 015564492	WASHER,FLAT
120391	5310 015564493	WASHER,FLAT
120394	5310 015564496	WASHER,SPRING TENS
120396	5310 015564497	WASHER,FLAT
120614	5305 015564498	SCREW,MACHINE
120898	5310 015564499	WASHER,FLAT
121220	5310 015564500	NUT,PLAIN,HEXAGON
121322	3120 015564501	BEARING,SLEEVE
122322R91	4730 015564502	CLAMP,HOSE
1229K1597P	5310 015564503	WASHER,FLAT
12414307-123	5306 015567141	BOLT,MACHINE
12419221	5365 015567142	SPACER,SLEEVE
124818	5310 015564507	NUT,PLAIN,HEXAGON
124829	5310 015564509	NUT,PLAIN,HEXAGON
124925	5310 015564513	NUT,PLAIN,HEXAGON
1258024R91	7690 015564504	DECAL
127743	4930 015564505	LUBRICATOR
131017	5310 015564506	WASHER,FLAT
13611VA	5310 015564508	WASHER,DIFF SHIFT H
138083	5315 015564516	PIN,STRAIGHT,HEADED
138572	5310 015564510	WASHER,FLAT
139214R1	5315 015564511	PIN,STRAIGHT,HEADLE
140303	4730 015564512	ELBOW,PIPE
140483H	5306 015564514	BOLT,MACHINE
140895H	4730 015564515	COUPLING,TUBE
144425H	2815 015567368	NUT,LOCK
1514759C1	4720 015564517	HOSE,NONMETALLIC
1516023C1	2520 015564518	SHIM,AXLE ALIGNMENT
1516404C1	5305 015564519	SCREW,MACHINE
1518202C1	5306 015564520	BOLT,MACHINE
1518207C1	5306 015564521	BOLT,MACHINE
1518208C1	5306 015564522	BOLT,MACHINE
1518209C1	5306 015564523	BOLT,MACHINE
1518213C1	5340 015564524	BOLT ASSEMBLY,CLAMP
152450R1	5325 015564525	RING,RETAINING
152626R1	2530 015567065	EXTENSION,CLIP L TY
159920	5305 015564528	SCREW,MACHINE
160094R1	5325 015564529	RING,RETAINING
1615809C1	5340 015564531	CLAMP,LOOP
1616029C1	4730 015564532	CLAMP,HOSE
1646174C1	2815 015567378	NUT,SPEED
1646938C1	5315 015564526	PIN,STRAIGHT,HEADLE
1648127C1	4730 015564527	ELBOW,HOSE
1648598C1	2590 015564530	PLATE,U BOLT REAR S
1649492C2	5310 015564533	NUT,PLAIN,CASTELLAT
1650050C1	5310 015564534	WASHER,LOCK
1652002R1	4730 015564536	CHUCK,AIR,INFLATING
1653951C1	2520 015564538	LOCK,DIFF BRG ADJUS
1653953C1	3120 015564540	BEARING,WASHER,THRU
1653954C1	3120 015564535	BEARING,WASHER,THRU
1653955C1	5365 015564537	SHIM
1653956C1	5365 015564539	SHIM

Appendix B - PART NUMBER TO STOCK NUMBER REFERENCE

Part Number	Stock Number	Nomenclature
1653957C1	5365 015564541	SHIM
1653958C1	5365 015564544	SHIM
1653959C1	5365 015564542	SPACER,SLEEVE
1653960C1	5365 015564543	SPACER,SLEEVE
1653961C1	3120 015567108	BEARING HALF,SLEEVE
1653962C1	5365 015564545	SPACER,SLEEVE
1653963C1	5365 015564546	SPACER,SLEEVE
1653964C1	5365 015564547	SPACER,SLEEVE
1653965C1	5365 015564548	SPACER,SLEEVE
1653966C1	5365 015564551	SPACER,SLEEVE
1653967C1	5365 015564553	SPACER,SLEEVE
1653968C1	5365 015564555	SPACER,SLEEVE
1653975C1	3040 015564556	GEARSHAFT,SPUR
1653981C91	2590 015564549	SPIDER,DIFF
1653986C91	3040 015564550	GEARSHAFT,SPUR
1653989C1	5310 015564552	WASHER,FLAT
1655349C1	2530 015564554	PLATE,BRAKE CHAMBER
1655686C91	2590 015564558	BLOCK JUNCTION
1656697C1	2540 015564557	BUMPER,VEHICULAR
1656924C91	2530 015567071	CAGE,PINION
1657366C1	5306 015564559	BOLT,MACHINE
1657368C1	5340 015564560	STRAP,RETAINING
1658423C1	5310 015564561	WASHER,FLAT
1658835C91	5340 015564562	STRAP,RETAINING
1660093C3	2510 015564564	CROSSRAIL,VEHICULAR
1662161C1	5310 015564563	WASHER,SEAL
1663738C1	5355 015564565	KNOB
1663979C1	5306 015564566	BOLT,MACHINE
1664559C92	2590 015564567	C MEMBER
1664723C3	5970 015564568	INSULATOR,STANDOFF
1664726C2	5975 015564569	CONDUIT,NONMETALLIC
1664732C4	2510 015564570	BRACKET,ENGINE MOUN
1665482C1	2520 015564571	SHAFT,AXLE,AUTOMOTI
166562R2	5330 015564572	GASKET
1669456C91	2815 015567348	SET,O RING SEALS
1670274C1	5315 015564573	PIN,STRAIGHT,HEADLE
1670306C1	5306 015564574	BOLT,MACHINE
1673840C2	2510 015564575	EXTENSION
1676226C1	3120 015564576	BUSHING,SLEEVE
1676229C1	5310 015564578	WASHER,FLAT
1676231C1	5310 015564581	WASHER,FLAT
1677003C1	2910 015564583	HEAD,FLUID FILTER
1677004C91	2910 015564577	FILTER ELEMENT,FLUI
1677005C91	2910 015564579	BOWL,SEDIMENT
1677006C91	5330 015564580	GASKET AND SEAL SET
1677372C1	5340 015564582	CLAMP,LOOP
1677462C1	5306 015564584	BOLT,MACHINE
1678077C1	2510 015564585	BRACKET,ENGINE MOUN
1681456C91	3040 015564586	CONNECTING LINK,RIG
1681457C91	2530 015564587	TIE ROD END,STEERIN
1681781C1	5325 015564588	RING,RETAINING
1681802C91	2520 015564590	DIFFERENTIAL,DRIVIN

## Appendix B - PART NUMBER TO STOCK NUMBER REFERENCE

Part Number	Stock Number	Nomenclature
1681803C91	3130 015564592	BEARING UNIT,PLAIN
1681805C91	3040 015564594	HOUSING,MECHANICAL
1681827C1	2520 015564596	ADJUSTER,DIFF BRG
1685073C91	3110 015564598	BEARING,ROLLER,THRU
1685074C1	3120 015567140	BUSHING,SLEEVE
1685173C1	5310 015564601	NUT,PLAIN,HEXAGON
1685290C1	5306 015564589	BOLT,MACHINE
1685491C1	5360 015564591	SPRING,HELICAL,COMP
1687821C1	5340 015564593	CLIP,RETAINING
1689440C1	5315 015564595	PIN,SLACK ADJUSTER
1689441C1	5315 015564597	PIN,STRAIGHT,HEADED
1689588C1	5310 015564599	NUT,UNIV JOINT
1691451C1	3120 015564600	BUSHING,SLEEVE
1691622C1	5310 015564602	NUT,PLAIN,HEXAGON
1691633C1	5306 015564603	BOLT,MACHINE
1694534C91	5365 015564604	SHIM SET
1694556C1	2520 015564605	DIFFERENTIAL GEAR U
1695182C1	5306 015564606	BOLT,MACHINE
1695360C91	5340 015564607	HARDWARE KIT,SHOP S
1695751C1	5330 015564608	SEAL,PLAIN ENCASED
1695757C1	5325 015564609	RING,RETAINING
1695795C1	5306 015564610	BOLT,MACHINE
1696019C1	5310 015564611	WASHER,FLAT
1696020C1	5310 015564612	WASHER,FLAT
1696226C1	5306 015564613	BOLT,MACHINE
1696803C1	5305 015564614	SCREW,MACHINE
1696804C1	5310 015564615	NUT,SPECIAL THRUST
1697666C1	5306 015564616	BOLT,MACHINE
1697853C1	5330 015564617	SEAL,PLAIN ENCASED
1697910C1	2530 015564618	SHIELD,DUST,TRACK I
1698622C91	5340 015564619	LEVER,MANUAL CONTRO
1698750C91	2510 015564620	VALVE,BASIC
1698769C91	4820 015564621	REPAIR KIT,VALVE
1698770C91	2990 015564622	HEATER,BK AIR COOLE
1698771C91	4820 015564623	VALVE,BLEEDER,HYDRA
1699204C1	2530 015564624	KNUCKLE,STEERING
1699659C1	5307 015564625	STUD,PLAIN
1699680C1	4720 015564626	HOSE,NONMETALLIC
177622H1	5310 015564627	WASHER,FLAT
177627H1	2990 015564635	STEM,EXHAUST
177629H1	2815 015567330	SCREW
177633H1	2540 015564628	CUSHION,SEAT,VEHICU
178591	5310 015564629	WASHER,LOCK
180014	5306 015564630	BOLT,MACHINE
180016	5306 015564632	BOLT,MACHINE
180020	5306 015564631	BOLT,MACHINE
180022	5306 015564633	BOLT,MACHINE
180034	5306 015564634	BOLT,MACHINE
180044	5306 015564636	BOLT,MACHINE
180075	5306 015564637	BOLT,MACHINE
180079	5306 015564638	BOLT,MACHINE
180130	5306 015564639	BOLT,MACHINE



Appendix B - PART NUMBER TO STOCK NUMBER REFERENCE

Part Number	Stock Number	Nomenclature
1802870C1	4730 015564640	STRAINER ELEMENT,SE
1807253C1	2990 015564642	SENSOR,BAROMETRIC P
1807263C1	5330 015564641	PACKING ASSEMBLY
1807323C1	5331 015564643	O-RING
1807336C1	2590 015564644	CLIP,MOUNTING,ENGIN
1807339C2	2590 015564645	SENSOR,CAMSHAFT POS
1807369C2	6620 015564646	TRANSMITTER,PRESSUR
1807455C91	6150 015564647	WIRING HARNESS,BRAN
1809439C1	2910 015564649	HEATER,DIESEL OIL,D
1809570C2	2815 015564650	TAPPET,ENGINE POPPE
1809797C1	4730 015564652	CONNECTOR,MULTIPLE,
1810491C1	5305 015564648	SCREW,MACHINE
1811052C1	5331 015564651	O-RING
1811053C1	5331 015564653	O-RING
1811490C91	2990 015564654	SENSOR,ENGINE COOLA
1811495C91	2590 015564866	PKG,HEATER AY
1812348C1	4730 015564867	SLEEVE,CLINCH,TUBE
1812559C1	6680 015564868	GAGE ROD,LIQUID LEV
1812691C1	5331 015564869	O-RING
181372R1	5310 015564870	NUT,PLAIN,HEXAGON
1813818C1	4820 015564871	VALVE,CHECK
1813820C1	5340 015564872	PLATE,MOUNTING
1813821C1	3120 015564873	BUSHING,SLEEVE
1813822C1	4730 015564874	PLUG,PIPE,MAGNETIC
1813823C1	5331 015564875	O-RING
1813824C1	5365 015564876	SPACER,SLEEVE
1813892C1	3110 015564877	BEARING,ROLLER,CYLI
1814320C1	6685 015567087	SENSOR,OIL TEMP-COO
1814695C1	5331 015564878	O-RING
1814737C2	4730 015564879	ELBOW,PIPE
1814757C2	5310 015564880	WASHER,FLAT
1815239C3	4820 015564881	VALVE,REGULATING,SY
1815874C1	5331 015564882	O-RING
1815904C2	2930 015564883	COOLER,LUBRICATING
1815924C2	4730 015564884	COUPLING HALF,QUICK
1815980C1	5331 015564885	O-RING
1816000C1	5330 015564886	SEAL,PLAIN
1816216C1	4820 015564887	VALVE,CHECK
1816722C2	5330 015564888	GASKET
1817000C2	5330 015564889	SEAL RING,METAL
1817021C1	2810 015564890	CRANKSHAFT,ENGINE
1817073C2	5365 015564891	RING,UPPER BACKUP
1817074C1	2815 015567357	RING,CUSHION UPPER
1817545C1	5340 015564892	PLATE,ENGINE
1817586C1	2815 015564893	RING,PISTON
1817669C1	4720 015564894	TUBING ASSEMBLY,NON
1817671C1	5340 015564895	BRACKET,MOUNTING
1817674C1	2940 015564896	FILTER ELEMENT,FLUI
1817810C1	5306 015564897	BOLT,MACHINE
1817811C1	5306 015564898	BOLT,MACHINE
1817812C1	5306 015564899	BOLT,MACHINE
1817817C1	5306 015564900	BOLT,MACHINE

## Appendix B - PART NUMBER TO STOCK NUMBER REFERENCE

Part Number	Stock Number	Nomenclature
1817830C1	5306 015564901	BOLT,MACHINE
1817849C3	5330 015564902	GASKET
1817852C1	5306 015564903	BOLT,MACHINE
1817859C1	5306 015564904	BOLT,MACHINE
1817860C1	5306 015564905	BOLT,MACHINE
1817862C1	5330 015564906	SEAL,PLAIN
1817867C92	5330 015564907	SEAL,PLAIN
1817953C1	5306 015564908	BOLT,MACHINE
1817956C1	5306 015564909	BOLT,MACHINE
1817957C1	5306 015564910	BOLT,MACHINE
1817958C1	5306 015564911	BOLT,MACHINE
1817959C1	5306 015564912	BOLT,MACHINE
1817960C1	5306 015564913	BOLT,MACHINE
1817961C1	5306 015564914	BOLT,MACHINE
1817962C1	5306 015564915	BOLT,MACHINE
1817965C1	5306 015564916	BOLT,MACHINE
1817967C1	5306 015564917	BOLT,MACHINE
1817969C1	5306 015564918	BOLT,MACHINE
1817974C1	5999 015564919	SHIELDING GASKET,EL
1817978C1	5306 015564920	BOLT,MACHINE
1817993C1	5306 015564921	BOLT,MACHINE
1818231C1	5306 015564922	BOLT,MACHINE
1818233C1	5306 015564923	BOLT,MACHINE
1818236C1	5306 015564924	BOLT,MACHINE
1818281C1	5306 015564925	BOLT,MACHINE
1818400C1	5331 015564926	O-RING
1818402C2	5331 015564927	O-RING
1818516C1	2910 015564928	BOWL,SEDIMENT
1818518C1	5331 015564929	O-RING
1818614C91	3120 015564930	ROLLER,LINEAR-ROTAR
1818693C1	5306 015564931	BOLT,MACHINE
1818702C1	5315 015564932	PIN,LOCK
1818716C5	5330 015564933	GASKET
1818726C1	5306 015564934	BOLT,MACHINE
1818727C1	5330 015564935	GASKET
1818841C1	4720 015564936	GUARD,HOSE-TUBING
1819005C1	4320 015564937	PUMP,RECIPROCATING,
1819099C1	5331 015564938	O-RING
1819195C1	4330 015564939	ADAPTER,FLUID FILTE
1819245C1	5307 015564940	STUD,PLAIN
1819418C2	4820 015564941	BODY,VALVE
1819772C1	4730 015564942	SLEEVE,HOSE CONNECT
1819931C1	5307 015564943	STUD,PLAIN
1820215C1	5306 015564944	BOLT,EYE
1820235C1	5306 015564945	BOLT,MACHINE
1820277C1	2590 015564947	SHAFT,IDLER UPPER
1820278C1	5310 015564946	NUT,UPPER IDLER SHA
1820287C1	5306 015564948	BOLT,MACHINE
1820294C1	3040 015564949	IDLER,SHAFT
1820301C1	5310 015564950	NUT,PLAIN,HEXAGON
1820302C2	5306 015564951	BOLT,MACHINE
1820353C1	5330 015564952	SEAL,PLAIN

## Appendix B - PART NUMBER TO STOCK NUMBER REFERENCE

Part Number	Stock Number	Nomenclature
1820383C91	2815 015567301	BEARING AY,IDLER UPPER
1820392C1	5306 015564953	BOLT,MACHINE
1820465C4	5340 015564954	COVER,ACCESS
1820478C1	4820 015564955	VALVE,CHECK
1820590C1	5306 015564956	BOLT,MACHINE
1820606C1	5306 015564957	BOLT,MACHINE
1820813C1	2590 015564959	DOWEL,FRONT COVER
1820878C2	5331 015564958	O-RING
1820907C2	5331 015564960	O-RING
1820909C1	5330 015564961	PARTS KIT,SEAL REPL
1820912C1	5340 015564962	BRACKET,MOUNTING
1820919C1	5365 015564963	PLUG,MACHINE THREAD
1820920C3	2530 015564965	SEAL,RESERVOIR
1820921C1	5307 015564964	STUD,PLAIN
1820936C1	5330 015564966	GASKET
1820951C1	5331 015564967	O-RING
1820967C2	4320 015564968	PUMP,ROTARY
1821013C1	5365 015564969	PLUG,MACHINE THREAD
1821023C1	4720 015564971	HOSE,NONMETALLIC
1821098C2	5331 015564970	O-RING
1821143C1	2815 015564972	TAPPET,ENGINE POPPE
1821144C1	3120 015564973	ROLLER,TAPPET SHELL
1821146C1	5360 015564974	SPRING,HELICAL,COMP
1821232C92	2530 015564975	PUMP ASM,LOW PRESSU
1821290C1	4320 015564976	HOUSING SECTION,LIQ
1821642C3	5307 015564977	STUD,TURBO ADAPTER
1821646C1	5306 015564978	BOLT,MACHINE
1821962C2	3040 015564979	CONNECTING LINK,RIG
1821997C3	3020 015564980	GEAR,DRIVE MOTION
1822018C1	5306 015564981	BOLT,MACHINE
1822086C1	3120 015564982	BUSHING,SLEEVE
1822101C95	3020 015564990	GEAR ASM,IDLER LOWE
1822102C95	2530 015564983	GEAR ASM,IDLER UPPE
1822120C1	5330 015564984	GASKET
1822121C2	5306 015564985	BOLT,MACHINE
1822123C1	5365 015564986	SPACER,SLEEVE
1822523C1	5340 015564987	BRACKET,MOUNTING
1822530C92	4820 015564988	VALVE,CHECK
1822577C1	5330 015564989	GASKET
1822588C1	2910 015564991	FILTER,FLUID
1822594C1	2815 015564992	ADAPTER HUB CRANKSH
1822595C1	2590 015564993	PLATE,FLEX
1822596C1	2815 015564994	FLEXPLATE,AUTOMATIC
1822597C1	2990 015564995	RING,REINFORCEMENT
1822645C1	5975 015564996	CONDUIT ASSEMBLY,ME
1822646C1	5975 015564997	CONDUIT,METAL,FLEXI
1822888C1	5306 015564998	BOLT,MACHINE
1822897C1	5340 015564999	CLIP,RETAINING
1822998C1	5331 015565000	O-RING
1823010C1	5331 015565001	O-RING
1823029C1	5330 015565002	GASKET
1823275C1	5306 015565003	BOLT,MACHINE

## Appendix B - PART NUMBER TO STOCK NUMBER REFERENCE

Part Number	Stock Number	Nomenclature
1823277C1	2520 015565004	OIL PAN
1823278C92	2815 015565005	OIL PAN
1823281C1	5306 015565006	BOLT,MACHINE
1823306C1	4820 015565007	VALVE,CHECK
1823742C1	5306 015567107	BOLT,MACHINE
1823790C1	5331 015565008	O-RING
1823809C1	5306 015565009	BOLT,MACHINE
1823920C1	5340 015565010	CLIP,RETAINING
1823944C92	3020 015565011	GEAR,HELICAL
1824635C1	3040 015565013	GEARSHAFT,SPUR
1824636C1	3020 015565012	GEAR,DRIVE MOTION
1824723C1	3020 015565014	PULLEY,TIMING BELT
1824735C1	5331 015565015	O-RING
1824736C1	5331 015565016	O-RING
1824747C1	2815 015565017	CAMSHAFT,ENGINE
1824752C1	5306 015565018	BOLT,MACHINE
1824755C1	5330 015565019	GASKET
1824908C1	5331 015565020	O-RING
1824946C1	4320 015565021	PUMP,RECIPROCATING
1824948C1	5331 015565022	O-RING
1824954C2	5306 015565023	BOLT,MACHINE
1824955C1	5306 015565024	BOLT,MACHINE
1824978C1	5310 015565025	NUT BLANK
1824979C1	5331 015565026	O-RING
1824980C1	5331 015565028	O-RING
1824981C1	5330 015565027	SEAL RING,METAL
1824984C95	5330 015565029	GASKET
1825227C1	5306 015565030	BOLT,MACHINE
1825238C1	5915 015565031	FILTER,HIGH PASS-LO
1825249C91	4820 015565032	VALVE,CHECK
1825349C1	4820 015565034	VALVE,REGULATING,FL
1825436C1	5330 015565035	GASKET
1825464C1	5305 015565033	SCREW,MACHINE
1825467C1	4730 015565036	BOLT,FLUID PASSAGE
1825504C1	4730 015565037	PLUG,PIPE,MAGNETIC
1825511C1	4820 015565038	VALVE,CHECK
1825520C91	4710 015565039	TUBE ASSEMBLY,METAL
1825521C93	4710 015565040	TUBE ASM,TRANSFER P
1825563C91	4730 015565041	ELBOW,HOSE
1825610C1	5330 015565042	GASKET
1825613C1	4710 015565043	PIPE,BENT,METALLIC
1825626C1	2815 015565044	RING,PISTON
1825667C1	4930 015565045	DRAIN UNIT,WASTE OI
1825669C1	4710 015565046	TUBE,METALLIC
1825685C1	5330 015565047	SEAL,PLAIN
1825688C1	2520 015565048	BREATHER
1825945C1	5325 015565049	GROMMET,METALLIC
1826313C1	2930 015565050	MANIFOLD,FLUID COOL
1826315C1	5340 015565051	COVER,ACCESS
1826335C91	5340 015565054	COVER,ACCESS
1826342C1	4730 015565052	PLUG,PIPE
1826345C1	5365 015565053	SPACER,SLEEVE

## Appendix B - PART NUMBER TO STOCK NUMBER REFERENCE

Part Number	Stock Number	Nomenclature
1826584C1	6810 015567115	SODIUM PHOSPHATE,DI
1826587C1	5330 015565055	GASKET
1826626C1	5310 015565056	NUT,PLAIN,CASTELLAT
1827078C1	5340 015565057	CAP,PROTECTIVE,NUT
1827174C1	5365 015565058	SPACER,SLEEVE
1827175C1	5340 015565059	COVER,PROTECTIVE,DU
1827176C91	5930 015565074	SLEEVE,ASM POSE
1827177C1	5330 015565060	SEAL,PLAIN
1827221C1	2590 015565061	BRACKET,VEHICULAR C
1827395C92	2815 015565062	HOUSING,OIL PUMP AS
1827396C2	4320 015565063	HOUSING SECTION,LIQ
1827397C91	4320 015565064	ROTOR,PUMP
1827400C1	5340 015565065	PLATE,ENGINE
1827515C1	5365 015565066	PLUG,MACHINE THREAD
1827803C1	5340 015565067	BRACKET,MOUNTING
1827895C2	5340 015565068	COVER,PROTECTIVE,DU
1828262C92	4820 015565069	COVER PLATE,VALVE
1829801C91	4710 015565070	TUBE ASSEMBLY,METAL
1829802C1	4720 015565071	HOSE,NONMETALLIC
1829825C92	2930 015565072	MANIFOLD,FLUID COOL
1829830C1	4710 015565073	PIPE,BENT,METALLIC
1829832C1	4720 015565075	TUBING ASSEMBLY,NON
1829863C1	5310 015565077	WASHER,FLAT
1829944C1	5340 015565076	BRACKET,MOUNTING
1829953C92	5340 015565078	BRACKET,MOUNTING
1830050C1	5306 015565080	BOLT,MACHINE
1830051C1	5306 015565079	BOLT,SHOULDER
1830059C1	3110 015565081	BEARING,BALL,THRUST
1830060C1	5315 015565082	PIN SET,STRAIGHT,HE
1830070C1	4310 015565083	COMPRESSOR UNIT,REC
1830110C1	5325 015565084	GROMMET ASSY,WASHER
1830118C1	5365 015565085	SPACER,SLEEVE
1830120C2	6685 015565086	THERMOSTAT,FLOW CON
1830177C92	2815 015565087	OIL PUMP ASSEMBLY,E
1830189C2	5330 015565088	GASKET
1830190C1	4710 015565089	TUBE,METALLIC
1830192C2	2805 015565090	OIL PUMP ASSEMBLY,E
1830256C93	5930 015565091	SWITCH,THERMOSTATIC
1830269C1	3120 015565092	BEARING HALF SET,SL
1830279C1	2815 015565093	CRANKCASE
1830305C1	5340 015565094	COVER,PROTECTIVE,DU
1830317C1	5330 015565095	GASKET
1830346C95	2815 015565096	CYLINDER HEAD,DIESE
1830360C1	4710 015565097	PIPE,BENT,METALLIC
1830362C1	5330 015565098	SEAL,PLAIN
1830487C1	4730 015565099	TEE,TUBE TO BOSS
1830505C1	3120 015565100	BEARING,PLAIN,SPHER
1830506C1	3120 015565101	BEARING,PLAIN,SPHER
1830595C1	5330 015565102	RING,OIL CONTROL
1830596C91	2530 015565103	CRANKSHAFT ASSEMBLY
1830613C91	2815 015565104	CAMSHAFT,ENGINE
1830616C1	3130 015565105	CAP,PILLOW BLOCK

## Appendix B - PART NUMBER TO STOCK NUMBER REFERENCE

Part Number	Stock Number	Nomenclature
1830617C92	2815 015565106	CRANKCASE
1830623C1	4320 015565107	HEADER,COOLER,LUBRI
1830669C91	6620 015565108	TRANSMITTER,PRESSUR
1830692C92	2915 015565109	INJECTOR ASSEMBLY,F
1830706C1	2815 015565110	CYLINDER SLEEVE
1830725C91	3110 015565111	PARTS KIT,BEARING R
1830726C91	3110 015565112	PARTS KIT,BEARING R
1830742C92	5331 015565113	O-RING
1830974C1	5999 015565114	HEAT SINK-INSULATOR
1831398C1	5331 015565115	O-RING
1831483C1	5340 015565116	PLUG,PROTECTIVE,DUS
1831729C1	9150 015565117	GREASE,AUTOMOTIVE
1831730C1	4730 015565118	FITTING,LUBRICATION
1831731C1	4930 015565119	LUBRICATOR
1831746C1	7690 015565120	LABEL
1832784C1	5340 015565121	COVER,PROTECTIVE,DU
1833031C1	6695 015565122	TRANSDUCER,MOTIONAL
1833096C92	5330 015565123	GASKET AND SEAL SET
1833234C1	4820 015567117	BODY,VALVE
1833235C1	4820 015565124	VALVE,SAFETY RELIEF
1833341C1	2590 015565125	MODULE,ELECT CONTRO
1833344C1	2510 015565126	VALVE
1833357C92	2815 015565127	OIL PUMP ASSEMBLY,E
1833385C1	5306 015565128	BOLT,EYE
1833386C1	4820 015565129	VALVE ASM,OIL RELIE
1833417C2	5340 015565130	BRACKET,MOUNTING
1833419C2	5340 015565131	BRACKET,ANGLE
1833424C1	5340 015565132	COVER,ACCESS
1833433C1	2815 015565133	PISTON,VALVE
1833443C95	6150 015565134	WIRING HARNESS SET,
1834335C1	2910 015565135	HOLDER,VALVE,FUEL S
1834357C1	5330 015565136	SEAL,PLAIN
1834491C1	4720 015565137	HOSE,NONMETALLIC
1835315C1	1680 015565138	FILLER NECK,AIRCRAF
1835353C1	2590 015565139	TUBE,OIL PICKUP
1835385C1	5306 015565140	BOLT,MACHINE
1836075C1	5331 015565141	O-RING
1836094C92	2950 015565142	TURBOSUPERCHARGER,E
1836193C91	2815 015565143	RING,PISTON
1836287C91	2910 015565144	HEAD,FLUID FILTER
1836320C1	2805 015565145	PISTON,INTERNAL COM
1836409C1	2910 015565146	HEAD,FLUID FILTER
1836412C91	4810 015565147	VALVE,REGULATING,FL
1838845C1	2815 015567332	STUD,METRIC
1839026C1	5331 015565148	O-RING
1840078C1	2590 015565149	SENSOR,PRESSURE TRA
1841027C1	5306 015565150	BOLT,MACHINE
1841086C91	4810 015565152	VALVE,REGULATING,FL
1841142C1	4720 015565153	HOSE ASSEMBLY,NONME
1841217C91	2910 015565151	PARTS KIT,FUEL INJE
1841227C1	5330 015565155	GASKET
1841301C1	4710 015565154	TUBE,METALLIC

## Appendix B - PART NUMBER TO STOCK NUMBER REFERENCE

Part Number	Stock Number	Nomenclature
1841574C2	5310 015565156	NUT BLANK
1841622C1	5330 015565157	PACKING,PREFORMED
1841930C1	3020 015565158	PULLEY,GROOVE
1841931C2	3120 015565159	BEARING,PLAIN,ROD E
1842002C91	4820 015565160	CAP,VALVE
1842003C91	5340 015565162	PLUG ASSEMBLY,SEALI
1842004C91	4730 015565161	ELBOW,HOSE
1842251C1	5340 015565163	CLAMP,LOOP
1842909C1	5330 015565164	GASKET
1842910C1	5330 015565174	GASKET
1844447C1	5331 015565165	O-RING
1845824C1	4720 015565166	HOSE,NONMETALLIC
1845825C1	4730 015565167	COUPLING ASSEMBLY,T
1845826C92	4730 015565168	COUPLING,TUBE
1846013C1	2590 015565169	BRACKET,VEHICULAR C
1846295C1	5331 015565170	O-RING
1847487C1	5365 015565171	SPACER,PLATE
1848766C1	2590 015565172	PLATE,DAMPER
1850010C1	2815 015567325	ROD,PUSH ASM
1850815C1	5306 015565173	BOLT,MACHINE
1872757C1	2815 015565175	ROCKER ARM ASSEMBLY
1873161C1	5306 015565176	BOLT,MACHINE
1873875C92	4710 015567100	TUBE ASSEMBLY,METAL
1873876C1	2815 015567305	ROD & CAP,CONNECTING
1873884C1	5305 015565177	SCREW,CAP,SOCKET HE
1878247C1	3120 015565178	BUSHING,SLEEVE
1879468C1	3020 015565179	PULLEY,GROOVE
1880166C1	5342 015565180	BRACKET,ENGINE ACCE
1880243C1	5365 015565181	SPACER,SLEEVE
1880245C91	5365 015565183	SPACER ASM,TENSIONE
1880246C1	2590 015565182	BRACKET,VEHICULAR C
1880819C91	2930 015565184	COOLER,LUBRICATING
1880820C1	4320 015565185	HEADER,COOLER,LUBRI
1880846C1	4720 015565186	HOSE ASSEMBLY,AIR B
1880851C1	4720 015565187	HOSE,NONMETALLIC
1881197C1	2815 015565188	FLYWHEEL,ENGINE
1881198C91	2805 015565189	HOUSING,FLYWHEEL
1881439C91	2815 015565190	DAMPENER,VIBRATION,
1905403R94	2815 015565191	MANIFOLD,EXHAUST
1905491R1	5340 015565192	PLUG,LEAKPROOF SEAL
19841R1	5315 015565193	PIN,STRAIGHT,HEADLE
2000310C1	4720 015565194	HOSE ASSEMBLY,NONME
2000824C1	5340 015565195	CLAMP,LOOP
2002147F92	2520 015565196	PARTS KIT,UNIVERSAL
2002176C1	5340 015565197	CLIP,RETAINING
2002176C2	5340 015565198	CLIP,ROD RETAINER
2003252C97	4310 015565199	COMPRESSOR,RECIPROC
2003460C1	5340 015565200	CLAMP,LOOP
2004215F92	2520 015565201	HOUSING,TORQUE CONV
2005805C1	4730 015565202	ELBOW,HOSE
2006132F92	2520 015565203	TORQUE CONVERTER,VE
2006156C2	2590 015567064	MANUAL,WARRANTY

## Appendix B - PART NUMBER TO STOCK NUMBER REFERENCE

Part Number	Stock Number	Nomenclature
2007418C1	5340 015565204	BRACKET,MOUNTING
2012557C1	5945 015565205	RELAY ASSEMBLY
2014415C91	4810 015565206	ACTUATOR,ELECTRO-ME
2015699C1	5340 015565207	CLAMP,LOOP
2015727C1	4730 015565208	COUPLING ASSEMBLY,Q
2016373C1	7690 015565209	DECAL
2017481C1	4730 015565210	COUPLING,PIPE
2017484C1	4730 015565211	CONNECTOR,TUBING,ST
2017486C1	5935 015565212	CONNECTOR,PLUG,ELEC
2017486C1	5935 015565212	CONNECTOR,PLUG,ELEC
2017487C1	4730 015565213	COUPLING ASSEMBLY,T
2017491C1	5935 015565214	CONNECTOR,PLUG,ELEC
2017491C1	5935 015565214	CONNECTOR,PLUG,ELEC
2017492C1	5935 015565215	CONNECTOR,PLUG,ELEC
2017492C1	5935 015565215	CONNECTOR,PLUG,ELEC
2017493C1	4730 015567111	COUPLING,PIPE
2017506C1	5935 015565216	CONNECTOR,PLUG,ELEC
2017506C1	5935 015565216	CONNECTOR,PLUG,ELEC
2017507C1	4730 015565217	COUPLING,PIPE
2017508C1	4730 015565220	ELBOW,PIPE
2017509C1	4730 015565219	ELBOW,QUICK DISCONN
2017510C1	4730 015565218	ELBOW,HOSE
2017511C1	4730 015565221	ELBOW,PIPE
2017513C1	4730 015565222	ELBOW,HOSE
2017514C1	4730 015565223	ELBOW,HOSE
2017515C1	4730 015565224	ELBOW,QUICK DISCONN
2017519C1	4730 015565225	ELBOW,QUICK DISCONN
2017520C1	4730 015565226	ELBOW,HOSE
2022867C1	4730 015565227	CLAMP,HOSE
2024122C2	5340 015565228	CLIP,RETAINING
2024445C1	4730 015565229	ELBOW,HOSE
2024446C1	4730 015565230	ELBOW,TUBE
2024448C1	4730 015565231	ELBOW,PIPE
2024456C1	4730 015565232	TEE,TUBE
2024458C1	4730 015565233	TEE,HOSE
2024708C1	5340 015565234	BRACKET,MOUNTING
2024771C1	5340 015565235	CLIP,SPRING TENSION
2024772C1	5340 015565236	CLIP,SPRING TENSION
2024991C4	2590 015565237	BRACKET,VEHICULAR C
2024992C4	5342 015565238	BRACKET,ENGINE ACCE
2025773C1	4730 015565239	ELBOW ASSEMBLY,PIPE
2026730C1	5340 015565240	CLAMP,LOOP
2028986C1	4730 015565241	TEE,PUSH TO CONNECT
2029308C3	5342 015565242	BRACKET,ENGINE ACCE
2032055C1	5310 015565243	NUT,PLAIN,CONE SEAT
2034082C1	5340 015565244	CLIP,SPRING TENSION
2034206C1	5340 015565245	CLIP,RETAINING
2034207C1	5340 015565246	CLIP,RETAINING
2034208C1	5340 015565247	CLIP,RETAINING
2035774C91	2520 015565248	KIT,OUTPUT SHAFT YO
2036432C91	2530 015565249	VALVE,RESERVIOR CON
2036575C1	5365 015565250	PLUG,MACHINE THREAD



Appendix B - PART NUMBER TO STOCK NUMBER REFERENCE

Part Number	Stock Number	Nomenclature
2036837C91	2590 015565251	DRYER,AIR-INTEGRAL
2037905C1	2530 015567054	TAG,IDENT
2040852C1	2910 015564655	INSERT,TANK,FUEL
2040956C1	5320 015564656	RIVET,BLIND
2041341C1	5340 015564657	STANDOFF,PLAIN,SNAP
2041689C1	2815 015567328	JET,ATOMIZER ETHER START
206258R3	5315 015564658	PIN,STRAIGHT,HEADED
20988R1	4730 015564659	PLUG,PIPE
20990R1	5365 015564660	PLUG,MACHINE THREAD
21264R1	5340 015564661	PLUG ASSEMBLY,SEALI
213524R1	5310 015564662	WASHER,FLAT
21739R1	5310 015564663	WASHER,LOCK
21760R1	5310 015564664	WASHER,FLAT
218211	5315 015564665	KEY,WOODRUFF
22042R1	5310 015564666	WASHER,FLAT
2210E8585	2530 015564667	CAMSHAFT,ACTUATING,
22237R1	5310 015564668	WASHER,LOCK
2255A1145	2920 015564670	BLOCK,SENSOR
226846R1	5310 015564669	WASHER,FLAT
23043R1	5310 015564671	WASHER,FLAT
23623R1	5365 015567105	PLUG,MACHINE THREAD
24466R1	5365 015564672	BUSHING,NONMETALLIC
24513R1	5310 015564673	NUT,PLAIN,PLATE
24838R1	5306 015564674	BOLT,MACHINE
24840R1	5306 015564675	BOLT,MACHINE
24863R1	5306 015564676	BOLT,MACHINE
24879R1	5306 015564677	BOLT,MACHINE
2500348C1	5310 015564678	WASHER,FLAT
2500413C91	2530 015564679	BRAKE SHOE
2500414C91	2530 015564680	LINING SET,FRICITION
2500416C1	5360 015564681	SPRING,HELICAL,COMP
2500417C91	2530 015564683	SPIDER,BRAKE
2500478C91	2520 015564684	KIT,REPAIR CARTRIDG
2500518C91	2940 015564685	AIR CLEANER,INTAKE
2500519C91	4820 015564687	PARTS KIT,VALVE
2500649C1	4710 015564688	TUBE,METALLIC
2500670C1	5306 015564689	BOLT,MACHINE
2500673C91	2590 015567090	KIT,U-JT BOLT,RETAI
2501497C1	4930 015564690	LUBRICATOR
2502063C91	2530 015564691	PARTS KIT,STEERING
2502203C1	2530 015564692	CONTROL,ANTI-LOCK B
2502205C1	5340 015564693	RETAINER,HELICAL CO
2502427C1	3120 015564694	ROLLER,BRK SHOE
2502491C1	4810 015564695	PLUNGER,ACTUATOR
2502739C1	5306 015565252	BOLT,MACHINE
2503221C1	2940 015565253	FILTER,FLUID
2503654C1	5325 015565254	RING,RETAINING
2504132C1	2815 015567391	LOCK,WHEEL BRG ADJ NUT
2504337C1	3040 015565255	SHAFT,CLUTCH PEDAL
2504885C1	2520 015565256	YOKE,UNIVERSAL JOIN
2504888C1	2590 015565258	END,SPLINED STUB SP
2504889C91	3040 015565257	SHAFT,SHOULDERED

## Appendix B - PART NUMBER TO STOCK NUMBER REFERENCE

Part Number	Stock Number	Nomenclature
2504890C91	2530 015567084	KIT,REPAIR BOOT AND
2504909C1	3416 015565259	SCREW MACHINE,AUTOM
2504917C1	5310 015565260	NUT,PLAIN,HEXAGON
25051R1	5306 015565261	BOLT,MACHINE
2505594C1	5340 015565262	BRACKET,MOUNTING
2505657C91	6645 015565263	PARTS KIT,CLOCKWORK
2505659C91	2540 015565264	DIRECTIONAL SIGNAL
2505660C91	5340 015565265	BRACKET,MOUNTING
2505669C91	2530 015565266	PARTS KIT,RELAY VAL
2505670C91	5930 015565267	SWITCH,PRESSURE
2505674C91	4730 015565268	MANIFOLD,HYDRAULIC
2505683C91	4820 015565269	REPAIR KIT,VALVE
2505684C91	2530 015565270	KIT,REPAIR BRAKE VL
2505686C91	2510 015565271	KIT,ACCELERATOR PED
2505695C1	2540 015565272	PAD,PEDAL
2505697C1	5315 015565273	PIN,SPRING
2505768C93	2590 015567079	MM,BRAKE-SVC DCM TR
2505773C1	5330 015565274	GASKET
2505774C1	5330 015565275	GASKET
2505775C1	3120 015565276	BUSHING,SLEEVE
2505776C91	5340 015565277	COVER,ACCESS
2505839C91	2540 015565278	PEDAL,CONTROL
2505839C92	2540 015565279	PEDAL,CONTROL
2505840C1	4710 015565280	TUBE ASSEMBLY,METAL
2505842C1	5310 015565281	NUT BLANK
2505843C91	2590 015565282	BRACKET,VEHICULAR C
2505846C1	4730 015565283	COUPLING,BOSS
2505847C1	5305 015565284	SCREW,MACHINE
2505848C91	4730 015565285	ADAPTER,AIR SHIFT C
2505849C1	4730 015565286	COUPLING ASSEMBLY,T
2505850C1	5930 015565287	SWITCH,PRESSURE
2505852C1	5330 015565288	GASKET
2505853C1	5330 015565289	GASKET
2505854C91	3040 015565290	GUIDE,PISTON ROD
2506078C91	2530 015565291	VALVE,BRAKE CONTROL
2506079C91	2530 015565292	VALVE,BRAKE PNEUMAT
2506175C1	2530 015565293	ARM,BRAKE
2506176C91	2540 015565294	PEDAL,CONTROL
2506188C91	2530 015565295	PARTS KIT,HAND BRAK
2506190C91	6150 015565297	WIRING HARNESS SET,
2506192C91	2530 015565296	VALVE,RELAY,AIR PRE
2506193C1	4730 015565298	ELBOW,PIPE
2506194C1	4730 015565299	ELBOW,HOSE
2506201C1	5935 015565300	CONNECTOR,RECEPTACL
2506201C1	5935 015565300	CONNECTOR,RECEPTACL
2506204C1	4730 015565301	ELBOW,HOSE
2506254C91	6150 015565302	WIRING HARNESS
2506263C91	2510 015565303	PANEL,BODY,VEHICULA
2506271C1	4820 015565304	COCK,PLUG
2506277C1	5331 015565305	O-RING
2506329C1	6150 015565306	WIRING HARNESS
2506420R1	7610 015565307	MANUAL,TECHNICAL

## Appendix B - PART NUMBER TO STOCK NUMBER REFERENCE

Part Number	Stock Number	Nomenclature
2506422R1	2590 015565308	MANUAL,INSTRUMENT C
2506670R2	5930 015565309	SWITCH,PUSH
2506796C1	6240 015565310	LAMP,INCANDESCENT
2506798C1	2510 015565311	HARNESS,GAUGE JUMPE
2506821C91	5340 015565312	CLEVIS,ROD END
2506822C91	5340 015565313	KIT,END YOKE
2506823C91	5330 015565314	SEAL,PLAIN
2507003C1	5340 015565315	CLIP,SPRING TENSION
2507059C1	2590 015565316	CAP,FILLER OPENING
2507061C1	5330 015565317	GASKET
2507101C1	2520 015565318	HOUSING PART,TRANSM
2507256C91	2990 015565319	SENSOR,THROTTLE POS
2507258C91	2540 015565320	PARTS KIT,PEDAL CON
2507597C91	5340 015565322	COVER,ACCESS
2507682C91	6150 015565321	WIRING HARNESS
2507873C91	2530 015565323	LINING,FRICITION
2507874C91	2530 015565324	LINING,FRICITION
2507875C1	5340 015565327	DEFLECTOR,DIRT AND
2507876C1	2530 015565325	CAMSHAFT,ACTUATING,
2507878C1	5340 015567106	PLUG,EXPANSION
2507881C1	5330 015565326	PACKING ASSEMBLY
2507882C1	5306 015565328	BOLT,MACHINE
2507883C1	5306 015565329	BOLT,MACHINE
2507884C1	5331 015565330	O-RING
2507885C91	2530 015565331	SPINDLE,WHEEL,DRIVI
2507890C1	3120 015565332	BUSHING,SLEEVE
2507891C1	5340 015565333	COVER,ACCESS
2507892C1	5306 015565335	BOLT,MACHINE
2507893C1	2530 015565334	KINGPIN,WHEEL SPIND
2507894C1	5340 015565336	BRACKET,MOUNTING
2507895C1	2590 015565337	BRACKET,VEHICULAR C
2507897C91	2520 015565339	PROPELLER SHAFT WIT
2507898C91	2520 015565338	PROPELLER SHAFT WIT
2507899C1	2530 015565340	HUB,WHEEL,VEHICULAR
2507900C1	2815 015567311	RING,SNAP AXLE SHAFT
2507901C1	5340 015565341	COVER,ACCESS
2507927C1	5930 015565342	SWITCH,PRESSURE
2507945C92	6150 015565343	WIRING HARNESS
2508062C1	5365 015565344	SHIM
2508063C1	5365 015565345	SHIM
2508064C1	5365 015565346	SHIM
2508065C1	5365 015565347	SHIM
2508066C1	2520 015565348	ADJUSTER,DIFF BRG L
2508067C1	5365 015565349	RING,EXTERNALLY THR
2508069C1	5306 015565351	BOLT,MACHINE
2508070C91	2530 015567038	CAGE,DIFF PIN CUPS
2508071C1	5306 015565350	BOLT,MACHINE
2508072C1	5306 015567110	BOLT,MACHINE
2508074C91	3040 015565352	HOUSING,MECHANICAL
2508077C91	3020 015565353	GEAR SET,DIFF SIDE
2508078C1	3120 015565354	BEARING,WASHER,THRU
2508079C1	2520 015565355	DIFFERENTIAL GEAR U

Appendix B - PART NUMBER TO STOCK NUMBER REFERENCE

Part Number	Stock Number	Nomenclature
2508080C1	2520 015565356	SPIDER,DIFFERENTIAL
2508081C1	2520 015565360	DIFFERENTIAL GEAR U
2508082C1	3120 015565363	BEARING,WASHER,THRU
2508083C1	5365 015565357	SPACER,SLEEVE
2508084C1	5365 015565358	SPACER,RING
2508085C1	5365 015565359	SPACER,STRAIGHT
2508086C1	5365 015565362	SPACER,SLEEVE
2508303C1	5340 015565361	CLEVIS,ROD END
2508829C1	3040 015565364	LEVER,REMOTE CONTRO
2508841C1	5365 015565365	SPACER,SLEEVE
2508842C1	2815 015567350	INSULATOR,SPG 3.75X.108X7.5
2508843C1	5975 015565366	CONDUIT,NONMETALLIC
2508848C91	6150 015565367	WIRING HARNESS
25235R1	5306 015565368	BOLT,MACHINE
253660R2	5330 015565369	GASKET SET
25483R1	5306 015565370	BOLT,MACHINE
25493R1	5306 015565371	BOLT,MACHINE
25519R1	5310 015565378	NUT BLANK
25523R1	5310 015565372	NUT,PLAIN,HEXAGON
25532R1	5310 015567035	WASHER,FLAT
25540R1	5310 015565373	WASHER,LOCK
25546R1	2590 015567036	ONE HALF ID-ONE OD
25549R1	5310 015565374	WASHER,LOCK
25552R1	4710 015565375	TUBE,METALLIC
25553R1	5310 015565376	WASHER,FLAT
25555R1	5310 015565377	WASHER,LOCK
25557R1	5310 015565379	WASHER,FLAT
25579R1	5310 015565380	NUT,PLAIN,HEXAGON
25672R1	5306 015565381	BOLT,MACHINE
25707R1	5310 015565382	WASHER,FLAT
25708R1	5310 015565383	WASHER,FLAT
25710R1	5310 015565384	WASHER,FLAT
25711R1	5310 015565385	WASHER,FLAT
25712R1	5310 015565386	WASHER,FLAT
25758R1	5310 015565387	NUT,PLAIN,HEXAGON
2585853C91	5330 015565388	PARTS KIT,SEAL REPL
2585854C91	5330 015565389	PARTS KIT,SEAL REPL
2585858C91	5330 015565390	GASKET AND SEAL SET
2585904C91	2815 015567339	SWITCH,TURN SIGNAL W/WIPE CTRL
2586248C91	6680 015565391	RETROFIT KIT,LEVEL
2586319C91	5330 015565392	PARTS KIT,SEAL REPL
2586623C1	5340 015565393	COVER,ACCESS
2586938C91	2530 015565394	KNUCKLE,STEERING
2586939C91	2530 015565395	KNUCKLE,STEERING
2588031C91	4820 015565396	PARTS KIT,SAFETY RE
25885R1	5306 015565397	BOLT,MACHINE
2589457C1	5340 015565398	CLIP,RETAINING
2589461C1	2530 015565399	SENSOR,ANTI-LOCK BR
25896R1	5310 015565400	WASHER,FLAT
2590713C1	5330 015565401	SEAL,PLAIN
2590920C1	2540 015565402	PARTS KIT,TURN SIGN
2590921C1	5930 015565403	SWITCH,STR WHL,LH-C

## Appendix B - PART NUMBER TO STOCK NUMBER REFERENCE

Part Number	Stock Number	Nomenclature
2591055C1	3110 015565404	CUP,TAPERED ROLLER
2591763C1	4930 015565405	VENT UNIT,RELIEF
2591764C1	2530 015565406	FITTING,OIL COOLER
2591765C91	2510 015565407	KIT,RAD RH FRT SIDE
2591766C91	2930 015565408	SUPPORT ASSEMBLY,RA
2591767C91	2930 015565409	SUPPORT ASSEMBLY,RA
2591768C91	2590 015565410	KIT,RAD RH REAR SID
2591769C91	2930 015565411	PARTS KIT,RADIATOR
2591770C91	2930 015565424	PARTS KIT,RADIATOR
2591771C91	2930 015565412	SHELL,RADIATOR,VEHI
2591773C91	2590 015567039	KIT,RAD TOP-BOTTOM
2591777C91	4310 015565413	COOLER,COMPRESSED A
2591778C91	2510 015565414	KIT,RAD CAC REPAIR
2591782C91	4910 015565415	RADIATOR REPAIR KIT
2591783C91	5330 015565416	SEAL,PLAIN
2591784C91	5330 015565418	SEAL,PLAIN
2591785C91	5330 015565417	SEAL,PLAIN
2591786C91	5330 015565419	SEAL,PLAIN
2591787C91	2930 015565420	PARTS KIT,ENGINE WA
2591791C91	2930 015565421	TANK,RADIATOR,OVERF
2591821C91	6145 015565422	WIRE,ELECTRICAL
2591822C1	5340 015565423	BRACKET,MOUNTING
2591823C1	5342 015565425	BRACKET,ENGINE ACCE
2591828C91	2930 015565426	TANK,RADIATOR,OVERF
2592685C91	2815 015567352	KIT,BOLTS AND SPACERS
2593148C1	2590 015565427	FLUID,FILM 11.75 OZ
25932R1	5310 015565428	NUT,PLAIN,HEXAGON
2594381C91	5995 015565429	WIRING HARNESS
2594619C1	4710 015565430	TUBE ASSEMBLY,METAL
2595564C1	9150 015565431	LUBRICATING OIL,ENG
2596074C91	2930 015565432	RADIATOR,ENGINE COO
2596088C91	2930 015565433	SHROUD,FAN,RADIATOR
2596089C91	2590 015565434	MM,RADIATOR,DEAERAT
2596090C1	2590 015565436	TANK,DEAERATION
2596155C1	2815 015567320	HOUSING,REAR AXLE 23160
2596156C91	2520 015565435	DIFFERENTIAL,DRIVIN
2596159C91	3020 015567048	GEAR SET DIFF
2596160C1	2520 015565437	SHAFT,AXLE,AUTOMOTI
2596165C1	5365 015565439	BUSHING BLANK
2596214C91	2540 015565438	PARTS KIT,PEDAL CON
2596231C91	2510 015565440	DOOR,VEHICULAR
2596234C1	2520 015565441	BREATHER
2596237C1	5305 015565442	SETSCREW
2596307C91	2510 015565443	CAP,TRUCK,MOUNTING
2596311C91	2520 015565444	DIFFERENTIAL GEAR U
2596353C91	3020 015567063	GEAR SET,DIFF
2596447C91	2510 015565445	KIT,DCM BASE ASSY
2596463C1	2530 015565446	BRAKE DRUM
2596464C91	2530 015565447	HUB,WHEEL,VEHICULAR
2596465C1	5307 015565448	STUD,PLAIN
2596466C1	5307 015565449	STUD,PLAIN
2596467C1	5306 015565450	BOLT,MACHINE

## Appendix B - PART NUMBER TO STOCK NUMBER REFERENCE

Part Number	Stock Number	Nomenclature
2596468C1	5310 015565451	WASHER,FLAT
2596477C91L	2530 015565452	AXLE,VEHICULAR,NOND
2596480C91L	4710 015565453	TUBE ASSEMBLY,METAL
2596632C91	6810 015567101	BENZOYL PEROXIDE CA
25970R1	5310 015565454	WASHER,FLAT
26054R1	5310 015565455	WASHER,FLAT
262365C1	5320 015565456	RIVET,BK SHOE LININ
26272R1	5310 015565457	WASHER,LOCK
26310R1	5306 015565458	BOLT,MACHINE
2643012R1	9150 015565459	GREASE,AUTOMOTIVE
2643454R1	9150 015565460	LUBRICATING OIL,GEA
2643614R1	2530 015565461	LINING,FRICITION
2643669R1	5340 015565462	CLIP,SPRING TENSION
2643724R1	2590 015565463	SEALANT,CAB FLOOR
2644081R1	6145 015565464	CONDUIT,CABLE 1.495
2644094R1	5975 015565465	CONDUIT ASSEMBLY,NO
2644104R1	4720 015565466	TUBING,NONMETALLIC
265204R1	5365 015565468	SPACER,SLEEVE
265205R1	4730 015565467	NUT,TUBE COUPLING
26632R1	5305 015565469	SCREW,CAP,HEXAGON H
26667R1	5305 015565470	SCREW,MACHINE
267147C91	5340 015565471	CLAMP,LOOP
26963R1	5310 015565472	NUT,PLAIN,HEXAGON
27343R1	5310 015565473	WASHER,FLAT
27348R1	5306 015565474	BOLT,MACHINE
273896	5310 015565475	NUT,SELF-LOCKING,HE
278967R1	2815 015567345	SCREW
279024R91	4730 015565476	CLAMP,HOSE
279025R91	4730 015565477	CLAMP,HOSE
279027R91	4730 015565478	CLAMP,HOSE
279028R91	4730 015565479	CLAMP,HOSE
28324R1	6240 015565480	LAMP,INCANDESCENT
28640R1	5306 015565481	BOLT,MACHINE
288905C91	4810 015565482	VALVE,SOLENOID
289862C1	5340 015565483	STRAP,RETAINING
291207C1	5340 015565484	STRAP,RETAINING
292810C1	5325 015565485	RING,RETAINING
293344C1	4730 015565486	NIPPLE,HOSE
295459C91	4730 015565487	COUPLING,HOSE
295460C91	4730 015565488	COUPLING HALF,QUICK
298608C11	4730 015565489	ADAPTER,STRAIGHT,PI
298609C1	3010 015565490	SLEEVE,COUPLING,FLE
298610C1	4730 015565491	NUT,TUBE COUPLING
299275C91	5340 015565492	CLAMP,LOOP
299276C91	5340 015565493	CLAMP,LOOP
299403C1	5940 015565494	TERMINAL,LUG
299407C1	5935 015565495	CLAMP,CABLE,ELECTRI
299407C1	5935 015565495	CLAMP,CABLE,ELECTRI
299466C1	4730 015565496	ELBOW,HOSE
299466C11	4730 015565497	ELBOW ASSEMBLY,PIPE
299565C1	4730 015565498	CLAMP,HOSE
299566C1	5340 015565499	CLAMP,LOOP

## Appendix B - PART NUMBER TO STOCK NUMBER REFERENCE

Part Number	Stock Number	Nomenclature
299608C1	5340 015565500	CLAMP,LOOP
30019R1	5306 015565501	BOLT,MACHINE
30020R1	5306 015565502	BOLT,MACHINE
30042R1	5306 015565503	BOLT,MACHINE
300788C1	5340 015565504	CLIP,RETAINING
30088R1	5306 015565505	BOLT,MACHINE
30167R1	5310 015565506	NUT,PLAIN,HEXAGON
30175R1	5310 015565507	WASHER,FLAT
30193R1	5306 015565508	BOLT,MACHINE
30209R1	5310 015565509	WASHER,FLAT
30210R1	5310 015565510	WASHER,FLAT
30255R1	5306 015565511	BOLT,MACHINE
30298R1	5306 015565512	BOLT,MACHINE
30325R1	5310 015565513	WASHER,FLAT
30326R1	5310 015565514	WASHER,FLAT
30327R1	5310 015565515	WASHER,FLAT
30328R1	5310 015565516	WASHER,FLAT
30336R1	5315 015565517	PIN,STRAIGHT,HEADLE
3046105R1	5331 015565521	O-RING
30608R1	5306 015565518	BOLT,MACHINE
306132C1	5340 015565519	STRAP,RETAINING
30665R2	5306 015565520	BOLT,MACHINE
30727R1	5310 015565522	NUT,PLAIN,HEXAGON
30744R2	5306 015565523	BOLT,MACHINE
30745R2	5306 015565524	BOLT,MACHINE
30747R2	5306 015565525	BOLT,MACHINE
30748R2	5306 015565526	BOLT,MACHINE
30750R2	5306 015565527	BOLT,MACHINE
30752R2	5306 015565528	BOLT,MACHINE
30753R2	5306 015565529	BOLT,MACHINE
30754R1	5310 015565530	NUT,PLAIN,HEXAGON
30755R1	5310 015565531	NUT,PLAIN,HEXAGON
30756R1	5310 015565532	NUT,PLAIN,HEXAGON
30848R2	5306 015565533	BOLT,MACHINE
30849R2	5306 015565534	BOLT,MACHINE
30866R2	5306 015565535	BOLT,MACHINE
30910R1	5310 015565536	NUT BLANK
30918R1	5305 015565537	SCREW,MACHINE
309449C1	4730 015565538	CONNECTOR,HOSE,BULK
30988R1	5305 015565539	SCREW,CAP,HEXAGON H
31047R1	5306 015565540	BOLT,MACHINE
31048R1	5306 015565541	BOLT,MACHINE
31052R1	5306 015565542	BOLT,MACHINE
31053R1	5306 015565544	BOLT,MACHINE
31054R1	5306 015565543	BOLT,MACHINE
31055R1	5306 015565545	BOLT,MACHINE
31057R1	5306 015565546	BOLT,MACHINE
31060R1	5306 015565547	BOLT,MACHINE
31062R1	5306 015565548	BOLT,MACHINE
31072R1	5306 015565549	BOLT,MACHINE
31075R1	5306 015565550	BOLT,MACHINE
31076R1	5306 015565551	BOLT,MACHINE

Appendix B - PART NUMBER TO STOCK NUMBER REFERENCE

Part Number	Stock Number	Nomenclature
31077R1	5306 015565552	BOLT,MACHINE
31078R1	5306 015565553	BOLT,MACHINE
31082R1	5310 015565554	NUT,PLAIN,HEXAGON
31083R1	5310 015565555	NUT,PLAIN,HEXAGON
31084R1	5310 015565556	NUT,PLAIN,HEXAGON
31085R1	5310 015565557	NUT,PLAIN,HEXAGON
31086R1	5306 015565558	BOLT,MACHINE
31087R1	5306 015565559	BOLT,MACHINE
31089R1	5306 015565560	BOLT,MACHINE
31090R1	5306 015565561	BOLT,MACHINE
31094R1	5310 015565562	NUT,PLAIN,HEXAGON
311164C91	4730 015565563	CLAMP,HOSE
3112082C1L	5340 015565564	BRACKET,MOUNTING
3112792C1L	2590 015565565	BRACKET,VEHICULAR C
3112793C1L	5340 015565566	COVER,ACCESS
3112794C91L	6150 015565567	CABLE ASSEMBLY,SPEC
3112795C91L	6220 015565568	LAMP UNIT,VEHICULAR
3112796C91L	6220 015565569	LIGHTING KIT,VEHICU
3112797C91L	5999 015565570	HARNESS,ELECTRICAL
3112798C91L	5935 015565571	CONNECTOR BODY,MODU
3112798C91L	5935 015565571	CONNECTOR BODY,MODU
3112799C91L	6220 015565572	SPOTLIGHT
3112800C91L	6150 015565573	WIRING HARNESS
3112801C91L	6150 015565574	HARNESS,FRT BUMPER
3112802C91L	5999 015565575	HARNESS,ELECTRICAL
3112803C91L	6150 015565576	WIRING HARNESS
3112804C91L	6120 015565577	POWER SUPPLY
3112805C91L	6150 015565578	WIRING HARNESS
3112806C91L	6150 015565579	WIRING HARNESS
3112807C91L	6150 015565580	WIRING HARNESS
3112808C91L	4010 015565581	WIRE ROPE ASSEMBLY,
3112809C91L	6150 015565582	WIRING HARNESS SET,
3112810C91L	6150 015565583	WIRING HARNESS
3112811C91L	6150 015565584	WIRING HARNESS
3112812C91L	6150 015565585	WIRING HARNESS
3112813C91L	6150 015565586	WIRING HARNESS
3112814C91L	6150 015565587	WIRING HARNESS
3112815C91L	6150 015565588	WIRING HARNESS
3112817C91L	5995 015565589	WIRING HARNESS
3112818C1L	6150 015565590	CABLE ASSEMBLY,POWE
3112819C1L	6150 015565591	CABLE ASSEMBLY,POWE
3112820C1L	6150 015565592	CABLE ASSEMBLY,POWE
3112821C1L	6150 015565593	LEAD,STORAGE BATTER
3112822C91L	6150 015565594	WIRING HARNESS
3112823C91L	6150 015565595	WIRING HARNESS
3112824C91L	6150 015565596	LEAD,ELECTRICAL
3112825C1L	6150 015565597	JUMPER CABLE,BATTER
3112826C1L	6145 015565598	CABLE,POWER,ELECTRI
3112827C91L	6150 015565599	LEAD,ELECTRICAL
3112828C91L	5999 015565600	STRIP,ELECTRICAL GR
3112829C1L	5340 015565601	COVER,ACCESS
3112830C1L	2590 015565602	SITREX



Appendix B - PART NUMBER TO STOCK NUMBER REFERENCE

Part Number	Stock Number	Nomenclature
3112831C1L	4730 015567358	FLANGE
3112832C1L	4730 015567364	FLANGE
3112833C1L	4730 015567365	FLANGE
3112834C1L	4730 015567361	FLANGE
3112835C1L	5340 015565603	BRACKET,MOUNTING
3112836C1L	5340 015565604	BRACKET,MOUNTING
3112837C1L	2510 015565605	WINDOW,VEHICULAR
3112838C1L	5340 015565606	BRACKET,MOUNTING
3112839C1L	5340 015565607	BRACKET,MOUNTING
3112840C1L	5340 015565608	BRACKET,MOUNTING
3112841C1L	5365 015565609	SHIM
3112843C1L	2590 015565610	FRONT-SPOILER ASSY
3112848C1L	5340 015565611	COVER,ACCESS
3112849C1L	5340 015565612	BRACKET,MOUNTING
3112850C1L	5340 015565613	BRACKET,MOUNTING
3112851C1L	5340 015565614	BRACKET,MOUNTING
3112852C1L	5340 015565615	BRACKET,MOUNTING
3112853C1L	2510 015565616	PANEL,BODY,VEHICULA
3112854C1L	2510 015565617	PANEL,BODY,VEHICULA
3112855C1L	2510 015565618	ADD ON - FRONT LEFT
3112856C1L	2590 015565619	SIDE FRONT ELEC. A
3112857C1L	2510 015565620	PANEL,BODY,VEHICULA
3112858C1L	2510 015565621	BRACE,FENDER
3112863C1L	2530 015565622	FLOAT FLOOR
3112864C1L	2590 015565623	REAR FLOAT FLOOR
3112865C1L	2510 015565624	FLOOR,BODY,VEHICULA
3112866C1L	2510 015565625	FLOOR,BODY,VEHICULA
3112868C1L	2590 015565626	WEAPON BASE
3112869C1L	2590 015565627	WEAPON BASE 2
3112871C1L	2540 015565628	SAFETY BELT CONNECT
3112872C1L	5930 015565629	RETAINER,ELECTRICAL
3112873C1L	2510 015565630	PLATE,SKIRTING,VEHI
3112874C1L	2510 015565631	PLATE,SKIRTING,VEHI
3112875C1L	2510 015565632	PANEL,BODY,VEHICULA
3112876C1L	5340 015565633	BRACKET,MOUNTING
3112877C1L	5340 015565634	BRACKET,MOUNTING
3112878C1L	5340 015565635	BRACKET,MOUNTING
3112879C1L	5340 015565636	BRACKET,MOUNTING
3112880C1L	2590 015565637	SIDE BELLY - LEFT
3112881C1L	2590 015565638	SIDE BELLY - RIGHT
3112882C1L	2510 015565639	DOOR,VEHICULAR
3112883C1L	2510 015565640	DOOR,VEHICULAR
3112884C1L	2510 015565641	REAR BELLY - RIGHT
3112885C1L	2520 015565642	DEFLECTOR,DIRT AND
3112886C1L	5340 015565643	COVER,ACCESS
3112887C1L	2915 015565644	COVER,FUEL PUMP
3112888C1L	5310 015565645	WASHER,FLAT
3112889C1L	2540 015565646	LADDER,VEHICLE BOAR
3112890C1L	2510 015565647	STAIR RIGHT
3112891C1L	5930 015565648	RETAINER,ELECTRICAL
3112892C1L	9535 015565649	ARMOR PLATE
3112893C1L	9535 015565650	ARMOR PLATE

Appendix B - PART NUMBER TO STOCK NUMBER REFERENCE

Part Number	Stock Number	Nomenclature
3112894C1L	2520 015565651	WHEEL DEF. LEFT (WE
3112895C1L	2520 015565652	WHEEL DEF. RIGHT (W
3112896C1L	2510 015565663	HINGE,HATCH,VEHICUL
3112897C1L	5340 015565653	BRACKET,MOUNTING
3112898C1L	5340 015565654	BRACKET,MOUNTING
3112899C1L	5340 015565655	MOUNT,RESILIENT,GEN
3112900C1L	5340 015565656	BRACKET,MOUNTING
3112902C1L	2590 015565657	ADD ON DOOR
3112908C1L	6145 015567082	SIDE LEFT ELEC
3112909C1L	2590 015567092	SIDE RIGHT ELEC ASS
3112910C1L	2590 015565658	SHORT BASE GUN- WEL
3112911C1L	2590 015565659	LONG BASE GUN- WELD
3112912C1L	2540 015565660	LADDER,VEHICLE BOAR
3112913C1L	2540 015565661	LADDER,VEHICLE BOAR
3112914C1L	2540 015565662	LADDER,VEHICLE BOAR
3112915C1L	5340 015565664	BRACKET,MOUNTING
3112916C1L	5975 015565665	THREADED PLATE
3112917C1L	2590 015565666	LATCH ASSEMBLY,VEHI
3112918C1L	2510 015565667	PANEL,BODY,VEHICULA
3112919C1L	2530 015565668	LIFTING FRONT - WEL
3112920C1L	2590 015565669	LIFTING REAR - WELD
3112921C1L	2590 015565670	INNER PILLAR WELD
3112922C1L	5340 015565672	ANCHORING BRACKET,W
3112924C1L	2540 015565671	HANDLE,DOOR,VEHICUL
3112925C1L	5365 015565673	SHIM ASSORTMENT
3112926C1L	2510 015565674	DOOR,VEHICULAR
3112929C1L	2510 015565675	PANEL,BODY,VEHICULA
3112930C1L	4730 015565676	ADAPTER,STRAIGHT,PI
3112937C1L	2540 015565677	BASE PLATE,BODY
3112938C1L	2590 015565678	LOWER FRONT GUN BAS
3112939C1L	2541 015565679	LADDER,VEHICLE BOAR
3112940C1L	2540 015565680	LADDER,VEHICLE BOAR
3112941C1L	2540 015565681	LADDER,VEHICLE BOAR
3112942C1L	2590 015565682	LATCH ASSEMBLY,VEHI
3112948C1L	2510 015565683	DOOR,VEHICULAR
3112951C1L	2510 015565684	REAR WALL OVERLAP
3112954C1L	2540 015565685	REAR WALL,RIOT PROT
3112955C1L	2510 015565686	HATCH,ROOF ASSEMBLY
3112956C91	9340 015565687	GLASS,SAFETY,SINGLE
3112957C91	9340 015565688	GLASS,SAFETY,SINGLE
3112958C1L	2540 015565689	HANDLE,DOOR,VEHICUL
3112964C1L	2590 015565690	RUNNING BOARD,VEHIC
3112965C1L	2590 015565691	LOCKER SHAFT
3112966C1L	3130 015565693	HOUSING,BEARING UNI
3112967C1L	5315 015565692	PIN,RETAINING
3112968C1L	2590 015565694	BRACKET,VEHICULAR C
3112969C1L	2510 015565695	HINGE,HATCH,VEHICUL
3112970C1L	5360 015565696	SPRING,HELICAL,COMP
3112971C91L	1680 015565698	LEVER,CONTROL
3112972C91L	2520 015565699	HYDRAULIC POWER UNI
3112973C91L	3040 015565700	CYLINDER ASSEMBLY,A
3112975C1L	2590 015565701	AXIS ROLLER

## Appendix B - PART NUMBER TO STOCK NUMBER REFERENCE

Part Number	Stock Number	Nomenclature
3112976C1L	5365 015565702	SPACER AXIS
3112977C1L	5310 015565703	WASHER,FLAT
3112978C1L	5340 015565704	COVER,ACCESS
3112979C1L	5340 015565705	COVER,PROTECTIVE,DU
3112980C1L	3040 015565706	SHAFT,STRAIGHT
3112981C1L	2540 015565707	CYLINDER ASSEMBLY,R
3112982C1L	5315 015565708	PIN,SPRING
3112983C1L	5315 015565709	PIN,STRAIGHT,HEADLE
3112984C1L	2590 015565710	SPACER AXIS
3112985C1L	9999 015565711	AXIS CYLINDER TOP
3112986C1L	5340 015565712	COVER,ACCESS
3112987C1L	2510 015565713	VALVE WELD TOP
3112988C1L	5365 015565714	SPRING SPECE 1250-1
3112989C1L	4730 015565715	FITTING,LUBRICATION
3112990C1L	2510 015565716	VALVE WELD BOTTOM
3112991C1L	2510 015565717	ROOF UPHOLSTERY FRO
3112992C1L	2540 015565718	INSULATION,THERMAL,
3112993C1L	3120 015565719	BUSHING,SLEEVE
3112999C1L	3120 015565720	BEARING,SLEEVE
3113000C1L	5310 015565721	NUT,SELF-LOCKING,EX
3113001C1L	2540 015565722	ROOF UPHOLSTERY REA
3113002C1L	5310 015565723	WASHER,LOCK
3113003C1L	5310 015565724	WASHER,FLAT
3113004C91L	6150 015565725	WIRING HARNESS
3113005C91L	6150 015565726	WIRING HARNESS
3113007C91L	2540 015565727	SEAT,VEHICULAR
3113008C91L	2540 015565728	SUPPORT,SEAT,VEHICU
3113009C91L	2540 015565729	SUPPORT,SEAT,VEHICU
3113010C91L	2540 015565730	SEAT,VEHICULAR
3113053C1L	5340 015565731	BRACKET,MOUNTING
3113054C1L	5340 015565732	BRACKET,MOUNTING
3113055C1L	5340 015565733	BRACKET,MOUNTING
3113056C1L	5340 015565734	BRACKET,MOUNTING
3113057C1L	5340 015565735	BRACKET,MOUNTING
3113058C1L	9999 015565736	ADD- ON FRONT
3113059C1L	2590 015565737	BRACKET,VEHICULAR C
3113060C1L	5340 015565738	BRACKET,MOUNTING
3113061C1L	2540 015565739	INSERT,DOOR RETAINE
3113062C1L	2540 015565740	INSERT,DOOR RETAINE
3113063C1L	2520 015565741	LEVER
3113064C1L	5340 015565742	BRACKET,MOUNTING
3113065C1L	5340 015565743	BRACKET,MOUNTING
3113066C1L	5340 015565744	CATCH,CLAMPING
3113067C1L	5340 015565745	CATCH,CLAMPING
3113068C1L	5340 015565746	BRACKET,MOUNTING
3113069C1L	2510 015565748	ADD ON - SIDE FRONT
3113070C1L	2510 015565747	PANEL,BODY,VEHICULA
3113071C1L	5340 015565749	BRACKET,MOUNTING
3113073C1L	9535 015565750	ARMOR PLATE
3113079C1L	2590 015565751	GUNNER ADD ON
3113081C1L	2541 015565752	BRACKET,VEHICULAR S
3113083C1L	2540 015565753	BELT,VEHICULAR SAFE

Appendix B - PART NUMBER TO STOCK NUMBER REFERENCE

Part Number	Stock Number	Nomenclature
3113084C1L	2510 015565754	FLOOR,BODY,VEHICULA
3113085C1L	3990 015565755	TIE DOWN,CARGO,VEHI
3113086C1L	2590 015565756	NOTCHED CHASSIS TIE
3113087C1L	2815 015567340	RUBBER EPDM FRAME ISOLATOR
3113090C1L	5310 015565757	WASHER,FLAT
3113091C1L	5310 015565758	WASHER,FLAT
3113092C1L	5340 015565759	BRACKET,MOUNTING
3113093C1L	5310 015565760	WASHER,FLAT
3113094C1L	5310 015565761	WASHER,FLAT
3113095C1L	5310 015565762	WASHER,FLAT
3113096C1L	2530 015567104	ADJUSTER,SLACK,BRAK
3113097C1L	9330 015565763	PLASTIC STRIP
3113098C1L	9330 015565764	PLASTIC STRIP
3113099C1L	4720 015565765	HOSE,PREFORMED
3113100C1L	6650 015565766	HOLDER,MIRROR
3113102C1L	5340 015565767	BRACKET,MOUNTING
3113103C1L	5340 015565768	BRACKET,MOUNTING
3113104C1L	2510 015565769	STEPS WELDING
3113105C1L	3120 015565770	BUSHING,SLEEVE
3113106C1L	3120 015565771	BUSHING,SLEEVE
3113107C1L	2510 015565772	HINGE,DOOR,VEHICULA
3113108C1L	4320 015565773	CONNECTOR,FLUID,PUM
3113109C1L	1680 015565774	HANDLE,LEVER CONTRO
3113110C1L	5340 015565775	PLATE,MOUNTING
3113111C1L	5340 015565776	COVER,ACCESS
3113112C91L	2520 015565777	HYDRAULIC KIT
3113113C91L	2590 015567037	V-SHAPE AND ADD ON
3113114C1L	2540 015565778	UPHOLSTERY A PILLAR
3113115C1L	2540 015565779	UPHOLSTERY A PILLAR
3113116C91L	6240 015565780	LAMP ASSEMBLY
3113117C1L	6220 015565781	PLATE,MOUNTING,LIGH
3113118C1L	6220 015565782	LENS,LIGHT
3113119C1L	5340 015565783	PLATE,MOUNTING
3113120C1L	6230 015565784	STAND,LIGHT
3113121C91L	6150 015565785	WIRING HARNESS
3113124C1L	2510 015565786	COMPRESSION GROMMET
3113125C1L	5340 015565787	CLIP,SPRING TENSION
3113126C1L	5940 015565788	TERMINAL,FEEDTHRU
3113127C1L	5306 015565789	BOLT,MACHINE
3113128C1L	5310 015565790	WASHER,LOCK
3113129C91L	6150 015565791	WIRING HARNESS
3113132C91L	6220 015565792	LIGHT,BACKUP
3113133C1L	5935 015565793	ADAPTER,CONNECTOR
3113133C1L	5935 015565793	ADAPTER,CONNECTOR
3113134C1L	5310 015565794	NUT,PLAIN,HEXAGON
3113135C1L	4730 015565795	COUPLING HALF,QUICK
3113136C1L	5340 015565796	HARDWARE,CLIPPING
3113137C1L	2510 015565797	PANEL,BODY,VEHICULA
3113138C91L	5340 015565798	BRACKET,MOUNTING
3113139C1L	6220 015565799	TAILLIGHT,VEHICULAR
3113140C91L	6220 015565800	BRACKET,LIGHT RETEN
3113141C1L	5340 015565801	BRACKET,MOUNTING

## Appendix B - PART NUMBER TO STOCK NUMBER REFERENCE

Part Number	Stock Number	Nomenclature
3113142C91L	6150 015565802	WIRING HARNESS
3113143C1L	6220 015565803	BRACKET,LIGHT RETEN
3113144C91L	6220 015565804	BRACKET,LIGHT RETEN
3113145C1L	6220 015565805	PLATE,MOUNTING,LIGH
3113146C1L	5340 015565806	CLIP,RETAINING
3113147C91L	6220 015565807	LIGHT ASSEMBLY,INDI
3113148C1L	6220 015565809	LIGHT ASSEMBLY,INDI
3113149C91L	6240 015565808	LAMP,INCANDESCENT
3113150C1L	6220 015565810	LIGHT ASSEMBLY,INDI
3113151C91L	5975 015565811	RACK,ELECTRICAL EQU
3113152C1L	5340 015565812	BRACKET,MOUNTING
3113153C1L	5340 015565813	BRACKET,MOUNTING
3113154C1L	5340 015565814	BRACKET,MOUNTING
3113155C1L	5430 015565815	TANK,LIQUID STORAGE
3113156C1L	5430 015565816	TANK,LIQUID STORAGE
3113157C1L	4910 015565817	ADJUSTING TOOL,PLAT
3113158C1L	2540 015565818	TRAY,TOOL STOWAGE,V
3113159C1L	7690 015565819	LABEL
3113160C1L	7690 015565820	DECAL
3113161C1L	7690 015565821	LABEL
3113162C1L	7690 015565822	LABEL
3113163C1L	2590 015565823	RATCHET Y-711
3113164C1L	5340 015565824	BRACKET,MOUNTING
3113165C1L	2590 015565825	REAR EQUIPPING HAND
3113166C91L	2590 015565826	ADJUSTABLE GUNNER P
3113167C91L	2510 015565827	TANK UNIT,WATER DIS
3113168C1L	4720 015565828	HOSE,NONMETALLIC
3113169C1L	4720 015565829	HOSE,NONMETALLIC
3113170C91L	1680 015567066	WIPER,ELECTRICAL,MO
3113172C1L	5340 015565830	COVER,ACCESS
3113173C1L	2540 015565831	MOTOR,WINDSHIELD WI
3113175C91L	6220 015565832	LIGHT,WARNING
3113176C1L	2590 015565833	PLATE,IUID END ITEM
3113177C1L	5340 015565843	PLATE,MOUNTING
3113178C1L	5340 015565834	PLATE,MOUNTING
3113179C91L	5340 015565835	PLATE,MOUNTING
3113180C91L	2510 015565836	TURRET,COMBAT VEHIC
3113181C1L	2510 015565837	PLATE,WEAR,LEAF SPR
3113184C1L	4720 015565838	HOSE,NONMETALLIC
3113185C1L	2510 015565839	DELARIN
3113187C1L	2590 015565840	SIKAFLEX 206 PRIMER
3113190C1L	5330 015565841	SEAL,BRUSH TYPE
3113191C91L	5342 015565842	CONTROL ROD
3113192C1L	3940 015565844	BLOCK,TACKLE
3113193C1L	2510 015565845	PANEL,BODY,VEHICULA
3113194C1L	2510 015565846	PANEL,BODY,VEHICULA
3113195C1L	2510 015565847	PANEL,BODY,VEHICULA
3113196C1L	2510 015565848	ADD ON - CENTER
3113197C1L	2510 015565849	PARTS KIT,CARGO HAT
3113198C1L	2510 015565850	HATCH,ROOF ASSEMBLY
3113199C1L	2510 015565851	ROOF UPHOLSTERY CEN
3113200C91L	2510 015565852	ROOF ASSY - BASE PA

Appendix B - PART NUMBER TO STOCK NUMBER REFERENCE

Part Number	Stock Number	Nomenclature
3113201C1L	2510 015565853	SIDE,REAR,RIGHT - A
3113202C1L	2510 015565854	PANEL,BODY,VEHICULA
3113203C1L	2590 015565855	SIDE,REAR,LEFT - AS
3113210C1L	2590 015565856	MID PANNEL RIGHT -S
3113222C91L	2540 015565857	MIRROR HEAD,VEHICUL
3113223C91L	2540 015565858	MIRROR ASSEMBLY,REA
3122959C91L	2510 015565859	WINDOW,VEHICULAR
318721C1	5340 015565860	CLIP,RETAINING
321739R1	5340 015565861	COVER,PROTECTIVE,DU
321742R1	5360 015565862	SPRING,HELICAL,COMP
321743R91	2825 015565863	PISTON ROD,GOVERNOR
321744R1	4820 015565864	DISK,VALVE
321745R1	5360 015565865	SPRING,HELICAL,COMP
321747R1	5360 015565866	SPRING,DOOR,ADJUSTA
321748R1	5360 015565867	SPRING,HELICAL,COMP
321887C1	5340 015565868	CLIP,RETAINING
3219N5786	2530 015565869	BRAKE DRUM
3239318R1	5310 015565870	WASHER,FLAT
326423C91	5310 015565871	NUT,PLAIN,HEXAGON
326769C1	5365 015565872	SPACER,SLEEVE
328388C1	5340 015565873	HARDWARE KIT,MECHAN
33557V	5315 015565874	PIN,STRAIGHT,HEADLE
338X5	2520 015562983	UNIVERSAL JOINT,VEHICULAR
338X5	5310 015563072	WASHER,FLAT
338X5	5310 015563074	WASHER,FLAT
34537H	2590 015565875	TAG,TRAILER CONN
34538H	2590 015565876	TAG,TRAILER CONN
3500131C2	5920 015565877	FUSE,CARTRIDGE
3500133C2	5920 015565878	FUSE,CARTRIDGE
3500138C2	5920 015565879	FUSE,CARTRIDGE
3504540C1	5920 015565880	FUSE,INCLOSED LINK
3507066C1	4730 015565881	ELBOW,HOSE
3507067C1	4730 015565882	ELBOW,HOSE
3507222C1	5305 015565883	SCREW,SELF-DRILLING
3508419C1	5306 015565884	BOLT,MACHINE
3508480F91	2510 015565885	LEVER,ACCELERATOR
3510917C1	5306 015565886	BOLT,MACHINE
3511042F93	2590 015565887	MM INST PNL CLSTR C
3511056F93	2590 015565888	MM INST PNL PASS CL
3513117C1	5306 015565890	BOLT,MACHINE
3514273C1	5306 015565889	BOLT,MACHINE
3516934C1	3990 015565891	TIE DOWN,CARGO,VEHI
3518070C1	4720 015565892	TUBING,NONMETALLIC
3519350C1	5945 015565893	RELAY,SOLID STATE
3519588C2	5930 015565894	STOP,ELECTRICAL SWI
3519749C2	7690 015565895	DECAL
3520250C1	4730 015565896	ELBOW,HOSE
3522522C1	5935 015565897	CONNECTOR,PLUG,ELEC
3522522C1	5935 015565897	CONNECTOR,PLUG,ELEC
3522524C1	5935 015565898	CONNECTOR,PLUG,ELEC
3522524C1	5935 015565898	CONNECTOR,PLUG,ELEC
3523179C92	6350 015565899	HORN,SIGNAL

## Appendix B - PART NUMBER TO STOCK NUMBER REFERENCE

Part Number	Stock Number	Nomenclature
3523434C1	5340 015565900	CLAMP,LOOP
3523435C1	4730 015565901	CLAMP,HOSE
352356C1	4730 015565902	CLAMP,HOSE
3524814C1	2590 015565903	RETAINER,U-JT BEARI
3524823C91	3110 015565904	RETAINER,ROLLER,BEA
3526024C2	2520 015565905	BUTTON,FASTENER CAB
3527258C1	4730 015565906	ELBOW,HOSE
3527285C1	4730 015565907	TEE,HOSE
3527315R2	6850 015565908	ANTIFREEZE
3528274C3	6850 015565909	ANTIFREEZE
3530081C1	5340 015565919	PLATE,TAPPING
3530605C1	5340 015565910	STRAP,RETAINING
3532691C1	4730 015565911	ELBOW,HOSE
3532953C1	5340 015565912	BRACKET,MOUNTING
3532955C1	2590 015565913	INSULATOR,SNUBBER I
3533231C1	4030 015565914	SHACKLE
3533233C1	3120 015565915	BUSHING,SLEEVE
3533425C3	4730 015565916	ELBOW,PIPE
3533428C91	6220 015565917	CONTROL,DIRECTIONAL
3533677C1	5306 015565918	BOLT,MACHINE
3533883C1	5220 015567034	GAUGE,ELTRNC AIR
3533884C1	5220 015567051	GAUGE,ELTRNC AIR
3533906C1	5340 015565920	COVER,ACCESS
3533928C1	6220 015565921	LIGHT ASSEMBLY,INDI
3533950C1	5930 015565923	COVER,ELECTRICAL SW
3534208C1	5920 015565922	FUSE,CARTRIDGE
3534211C1	6145 015565924	FUSE WIRE
3534280C91	5930 015565925	SWITCH,THERMOSTATIC
3534361C1	5365 015565926	BUSHING,NONMETALLIC
3534437F91	6685 015565927	GAGE,PRESSURE,DIAL
3534537C91	5360 015565928	SPRING,HELICAL,COMP
3534873C2	5310 015565929	NUT,PLAIN,HEXAGON
3535038F91	5930 015565930	SWITCH,PRESSURE
3535134C2	5340 015565932	BRACKET,MOUNTING
3535162C1	5310 015565931	NUT,HEX METRIC PREV
3535174C1	2590 015567062	EXTENSION,CLIP
3535185C1	5306 015565933	BOLT,MACHINE
3535186C1	5305 015565934	SCREW,MACHINE
3535292C1	5306 015565935	BOLT,MACHINE
3535318C1	5306 015565936	BOLT,MACHINE
3535378C2	5340 015565937	BRACKET,MOUNTING
3535554C1	5310 015565938	NUT,PLAIN,CASTELLAT
3535556C1	5310 015565939	NUT,PLAIN,HEXAGON
3535587C2	5340 015565940	STRAP,RETAINING
3535854C1	5306 015565941	BOLT,MACHINE
3535858C1	5306 015565942	BOLT,MACHINE
3535859C1	5310 015565943	NUT,PLAIN,HEXAGON
3535969C1	4330 015565944	ADAPTER,FLUID FILTE
3536111C1	5975 015565945	HANGER,CABLE
3536177C1	5925 015565946	CIRCUIT BREAKER
3536178C1	5925 015565947	CIRCUIT BREAKER
3536179C1	5925 015565948	CIRCUIT BREAKER

Appendix B - PART NUMBER TO STOCK NUMBER REFERENCE

Part Number	Stock Number	Nomenclature
3536180C1	5925 015565949	CIRCUIT BREAKER
3536182C1	5925 015565950	CIRCUIT BREAKER
3536186C1	5305 015565951	SCREW,MACHINE
3538857C93	2590 015565952	CROSSMEMBER,ENGINE
3539274C91	6150 015565953	WIRING HARNESS
3539317C1	5340 015565954	RETAINER,FSTNR RR C
3540368F92	2530 015565955	DUAL BRAKE VALVE,PN
3540368F96	2590 015565956	MM BRAKE,DCM TRACTO
3540418C2	2590 015565957	BRACKET,VEHICULAR C
3540873C1	5306 015565958	BOLT,MACHINE
3541265C1	4730 015565959	ELBOW ASSEMBLY,PIPE
3541353C1	5325 015565960	GROMMET,NONMETALLIC
3541414C1	2590 015565961	PIPE,TURBO
3541514F91	3040 015565962	SHAFT,CLUTCH WITHOU
3541530C1	6350 015565963	HORN,SIGNAL
3541539C3	5340 015565964	CLAMP,LOOP
3541648C2	5340 015565965	BRACKET,MOUNTING
3541835C1	2510 015565966	HANGER,SPRING,VEHIC
3542142C1	5310 015565967	WASHER,LOCK
3542178C1	5306 015565968	BOLT,MACHINE
3543864C1	6220 015565969	LIGHT,DOME
3543883C1	3020 015565970	PULLEY,TIMING BELT
3543963C1	5340 015565971	BRACKET,MOUNTING
3544378C1	5310 015565972	NUT,PLAIN,HEXAGON
3544379C1	5310 015565983	NUT,PLAIN,HEXAGON
3544502F92	6150 015565973	WIRING HARNESS
3544506F92	2510 015567081	HARNESS,DASH ELEC.A
3544508F94	6150 015565974	WIRING HARNESS
3544510F92	6150 015565975	WIRING HARNESS
3544556C3	5340 015565976	BRACKET,MOUNTING
3544557C1	5340 015565977	STRAP,RETAINING
3544868F93	2590 015565978	MM BRAKE,DCM MTG BA
3544924C1	2540 015565979	LATCH,HOOD,VEHICULA
3544925C2	2590 015565980	CATCH,HOOD,VEHICULA
3545096C5	6220 015565981	LIGHT ASSEMBLY,INDI
3545097C5	5340 015565982	BRACKET,MOUNTING
3545098C3	5340 015565984	BRACKET,MOUNTING
3545099C3	5340 015565985	BRACKET,MOUNTING
3545544C92	6150 015565986	WIRING HARNESS
3545549C92	6150 015565987	WIRING HARNESS
3545551C92	6150 015565988	WIRING HARNESS
3545562C1	5340 015565989	CLIP,RETAINING
3545857C1	5305 015565990	SCREW,TAPPING
3545990F91	2590 015567040	MM,ELECTRICAL DCM
3545991F91	2530 015567047	ELEC DCM CLOCKSPRIN
3545994F92	2540 015567043	ELEC IP GAUGES,CLUS
3545995F92	5895 015565991	INDICATOR GROUP
3546228C92	2530 015565992	STEERING WHEEL
3546235C1	2540 015565993	ANCHOR PLATE,BOX
3546359C1	5340 015565994	CLIP,RETAINING
3546411C1	2510 015565995	PANEL,BODY,VEHICULA
3546412C1	2510 015565996	PANEL,VEHICULAR OPE



## Appendix B - PART NUMBER TO STOCK NUMBER REFERENCE

Part Number	Stock Number	Nomenclature
3546707C1	5306 015566007	BOLT,MACHINE
3546873F91	2590 015565997	FILLER NECK,VEHICUL
3546884F91	5340 015565998	BRACKET,MULTIPLE AN
3546953F91	5340 015565999	STRAP,RETAINING
3546969F91	2510 015566000	TREAD,METALLIC,NONS
3546975F91	2510 015566001	TREAD,METALLIC,NONS
3547251C1	6625 015566002	VOLTMETER
3547252C1	6625 015566003	VOLTMETER
3547253C1	2510 015566004	PANEL,VEHICULAR OPE
3547266C1	5340 015566005	BRACKET,MOUNTING
3547776C1	5305 015566006	SCREW,CAP,HEXAGON H
3547843C1	5999 015566008	CAP,ELECTRICAL
3548101F91	5340 015566010	CAP,FILLER OPENING
3548107F91	6680 015566012	TRANSMITTER,LIQUID
3548109F95	2910 015566009	TANK,FUEL,ENGINE
3548116F91	2590 015566011	FILLER NECK,VEHICUL
3548222C1	4710 015566013	TUBE AND FITTINGS,M
3548223C1	2920 015566014	SWITCH,LOCK,IGNITIO
3548585C1	5975 015566015	BRACE,CROSSARM
3548663C3	2590 015566016	PROGRAPH,BLANK FUSE
3548736C1	2530 015566017	VALVE,QUICK RELEASE
3548739C1	5340 015566018	BRACKET,MOUNTING
3548740C1	5340 015566019	BRACKET,MOUNTING
3548741C1	2590 015566020	BRACKET,VEHICULAR C
3548742C1	2590 015566021	BRACKET,VEHICULAR C
3548795F91	5930 015566022	STOP,ELECTRICAL SWI
3549169C1	2540 015566023	INSULATION,THERMAL,
3549211C1	5310 015566024	NUT,PLAIN,CASTELLAT
3549305C1	5306 015566025	BOLT,MACHINE
3549344C92	5995 015566026	CABLE ASSEMBLY SET,
3549624C1	4720 015566027	HOSE,PREFORMED
3549776C4	5930 015566028	HOUSING,SENSITIVE S
3549807C92	2530 015566029	SHAFT,STEERING COLU
3549930C1	5930 015566030	SWITCH,ETHER START
3550643C1	5310 015566031	NUT,PLAIN,HEXAGON
3550731C2	6220 015566032	LENS,LIGHT
3550732C2	6220 015566033	LENS,LIGHT
3550733C1	6220 015566034	LENS,LIGHT
3550743C92	6695 015566035	LIGHT,INSTRUMENT
3551024C1	5340 015566036	BRACKET,MOUNTING
3551025C1	5340 015566037	PLATE,MOUNTING
3551059C1	5310 015566038	NUT,SHEET SPRING
3551172C1	4720 015566039	TUBING,NONMETALLIC
3551173C1	4720 015566040	TUBING,NONMETALLIC
3551192C1	5340 015566041	CLIP,RETAINING
3551282C2	5307 015566042	STUD,PLAIN
3551298C92	4820 015566043	VALVE,REGULATING,FL
3551579C1	5306 015566044	BOLT,MACHINE
3551709C1	5340 015566045	STRAP,RETAINING
3551787C91	5340 015566046	STRAP,RETAINING
3551922C91	6150 015566047	WIRING HARNESS
3551931C91	6150 015566048	WIRING HARNESS

## Appendix B - PART NUMBER TO STOCK NUMBER REFERENCE

Part Number	Stock Number	Nomenclature
3551938C91	6150 015567057	HARNESSELEC MIRROR
3551974C91	6150 015566049	WIRING HARNESS
3552155C1	5306 015566050	BOLT,MACHINE
3552177C92	6150 015566051	WIRING HARNESS
3552179F92	5895 015566052	PANEL,INDICATOR
3552191C92	6150 015566063	WIRING HARNESS
3552482C1	4330 015566053	ADAPTER,FLUID FILTE
3552493C1	5306 015566054	BOLT,MACHINE
3552653C1	5342 015566055	ANCHOR STRAP
3553321F91	5340 015566056	BRACKET,MOUNTING
3553405C1	3990 015566057	TIE DOWN,CARGO,VEHI
3553592C1	5310 015566058	NUT,PLAIN,HEXAGON
3553635C1	5306 015566059	SEAT,U BOLT FRONT S
3553803C2	5340 015566060	CLAMP,LOOP
3553993F91	2590 015566061	ELEC CTR CHAS,L AIR
3553995F91	2530 015567067	ELEC CTR CHAS,FUEL
3554060C91	6150 015566062	WIRING HARNESS
3554062C91	6150 015566064	WIRING HARNESS
3554116C91	6150 015566065	WIRING HARNESS
3554122C92	6150 015566066	WIRING HARNESS
3554182F93	4730 015567083	ELEC IP,MISC WRG-OP
3554195F94	2590 015567089	MM,DCM HARNESS AIR
3554205C2	2510 015566068	SPRING,RUBBER AUX 4
3554212C93	5360 015566067	SPRING,LEAF
3554423F91	4730 015566069	ELBOW,PIPE
3554433C1	2590 015567060	METER,ODOMETER
3554436C91	6150 015566070	WIRING HARNESS
3554554C1	5975 015566071	HANGER,CABLE
3554606C91	6110 015566072	DISTRIBUTION BOX
3554606C92	2530 015566073	HOUSING,VEHICULAR S
3554607C1	6110 015566074	DISTRIBUTION BOX
3554608C1	5340 015566075	COVER,ACCESS
3554609C1	5340 015566076	DOOR,ACCESS,GENERAL
3554609C2	5340 015566077	DOOR,ACCESS,GENERAL
3554702C1	5306 015566078	BOLT,MACHINE
3554789F91	5340 015566079	BRACKET,MOUNTING
3555020C2	5340 015566080	BRACKET,MOUNTING
3555272C1	4730 015566081	ELBOW,PIPE
3555274C1	4720 015566082	TUBING ASSEMBLY,NON
3555277C1	2910 015567050	OUTLET,FUEL TANK
3555642C1	4730 015566083	PLUG,PIPE,MAGNETIC
3555953F92	2590 015566084	ELEC CTR CHAS,BASE
3555975F92	2530 015566085	ELEC CTR CHAS,BENDI
3556343C1	5340 015566086	STRAP,RETAINING
3556962F91	2530 015566087	BRAKE,SINGLE DISK
3556964F91	2530 015566088	ADJUSTER,SLACK,BRAK
3556980F91	2520 015566099	SHAFT,AXLE,AUTOMOTI
3557576C2	5306 015566089	BOLT,HOOK
3557684C2	5340 015566090	BRACKET,MOUNTING
3557701C1	5306 015566091	BOLT,MACHINE
3557854C1	5340 015566092	CLAMP,LOOP
3557858C1	5340 015566093	CLAMP,LOOP

## Appendix B - PART NUMBER TO STOCK NUMBER REFERENCE

Part Number	Stock Number	Nomenclature
3557936C1	4010 015566094	WIRE ROPE ASSEMBLY,
3557983C1	5306 015566095	BOLT,MACHINE
3558220C1	5340 015566096	CLAMP,LOOP
3558466C92	6350 015566097	HORN,SIGNAL
3558668C1	4730 015566098	ELBOW,HOSE
3559053C1	5330 015566100	SEAL,PLAIN
3559775C1	5905 015566101	RESISTOR ASSEMBLY
3560217C1	5325 015566102	GROMMET,NONMETALLIC
3560276C91	6150 015566103	WIRING HARNESS
3560279C91	6150 015566104	WIRING HARNESS
3560280C91	6150 015566105	WIRING HARNESS
3560433C91	6150 015566106	WIRING HARNESS
3560434C91	6150 015566107	WIRING HARNESS
3560435C91	6150 015566108	WIRING HARNESS
3560651C91	2590 015566109	TAG,INSTRUCTION LUB
3560659C1	5930 015566110	SWITCH ASSEMBLY
3560710C91	5340 015566111	STRAP,RETAINING
3561048C1	5306 015566112	BOLT,MACHINE
3561111C1	5340 015566113	COVER,ACCESS
3561639C1	2530 015566114	VALVE,BRAKE PNEUMAT
3561905C2	4720 015566115	HOSE,NONMETALLIC
3561932C1	4730 015566116	ELBOW,HOSE
3562717F93	2590 015566117	MM DRVR CONT TLT CO
3563062C1	5905 015566118	RESISTOR,VARIABLE,W
3563065C1	5905 015566119	RESISTOR,VARIABLE,W
3563069C1	5930 015566120	ELECTRONIC SWITCH
3563266C1	5999 015566121	HEAT SINK-INSULATOR
3564182C1	5970 015566123	ADAPTER,INSULATOR
3564251C1	5340 015566122	CLIP,RETAINING
3564290C1	5340 015566124	CLAMP,LOOP
3564940C1	5306 015566125	BOLT,MACHINE
3565069C1	5365 015566126	PLUG,MACHINE THREAD
3565527C1	5305 015566127	SCREW,MACHINE
3565663C91	4820 015566128	VALVE,CHECK
3565992C91	6150 015566129	WIRING HARNESS
3566132C2	5340 015566130	CLIP,RETAINING
3566185C1	5310 015566131	WASHER,LOCK
3566200C3	7690 015566132	DECAL
3566354C3	2590 015566133	REINFORCEMENT,GUSSE
3566703C1	5340 015566134	BRACKET,MOUNTING
3566722C1	9330 015566135	MOLDING,PLASTIC
3566930C1	5306 015566136	BOLT,MACHINE
3566966C1	5330 015566137	GASKET
3567168F91	5895 015566138	PANEL,INDICATOR
3567170F91	2590 015567069	ELEC IP,PREM CAB T
3567173F91	2530 015567073	ELEC IP,WT XMSN
3567178F91	2540 015567080	ELEC IP,PWR 2 DOOR
3567189C91	6150 015566139	WIRING HARNESS SET,
3567190C91	6150 015566140	WIRING HARNESS
3567197C91	6150 015566141	WIRING HARNESS
3567198C91	6150 015566142	WIRING HARNESS
3567201C91	6150 015566143	WIRING HARNESS

## Appendix B - PART NUMBER TO STOCK NUMBER REFERENCE

Part Number	Stock Number	Nomenclature
3567203C91	6150 015566144	WIRING HARNESS
3567204C91	6150 015566145	WIRING HARNESS
3567206C92	6150 015566146	WIRING HARNESS
3567315C1	5310 015566147	NUT BLANK
3567391C1	5340 015566148	CLIP,SPRING TENSION
3568454F91	6150 015566149	WIRING HARNESS
3568464F91	6150 015566150	WIRING HARNESS
3568477F92	6150 015566151	WIRING HARNESS
3568498C91	6150 015566152	WIRING HARNESS
3568513C91	6150 015566153	HARNESS,ELECTRICAL
3568526C91	6150 015566154	WIRING HARNESS
3569639C1	4730 015566155	CLAMP,HOSE
3569643C1	5310 015566156	NUT,MULTI THREAD M6
3570591F91	2590 015567085	ELEC IP,POWERTRAIN
3570617C91	2530 015566157	VALVE,RELAY,AIR PRE
3571282C1	5306 015566158	BOLT,MACHINE
3571742C1	5340 015566159	CLIP,RETAINING
3571901C1	4720 015566160	HOSE,NONMETALLIC
3571905C1	4730 015566161	ELBOW,PIPE
3571907C1	4720 015566162	TUBING ASSEMBLY,NON
3572001C1	5340 015566163	CLIP,RETAINING
3572236F91	6150 015566164	WIRING HARNESS
3572239F91	6220 015566165	LIGHT,UTILITY,VEHIC
3572240F91	6150 015566166	WIRING HARNESS
3572242F91	2590 015567055	MODULE,A-C PRESS TR
3572245F91	2590 015566167	ELEC FWD TEMP SENDE
3572247C1	2590 015567052	MANIFOLD,AIR
3572275F91	2530 015566168	ELEC DASH FWD TMP S
3572277C91	6150 015566169	WIRING HARNESS
3572524C91	6150 015566170	WIRING HARNESS
3572525C91	6150 015566171	WIRING HARNESS
3572554F91	6150 015566172	WIRING HARNESS
3572558F91	6150 015566173	WIRING HARNESS
3572698F91	6150 015566174	WIRING HARNESS
3572783C1	5306 015566175	BOLT,U
3573374C1	2590 015566176	PRODUCT GRAPHICS,SA
3573658C92	5920 015566192	FUSEHOLDER,RECEPTAC
3573667C91	6150 015566177	WIRING HARNESS
3573729F91	6150 015566178	WIRING HARNESS
3573965C1	5365 015566179	SHIM
3574680C1	5365 015566180	BUSHING BLANK
3575216C1	5340 015566181	COVER,PROTECTIVE,DU
3575670C91	5340 015566182	CLAMP,LOOP
3576352C1	4730 015566183	ELBOW,HOSE
3576353C1	4730 015566184	ELBOW,HOSE
3576492C1	5330 015566185	GASKET
3576680C1	4810 015566186	VALVE,SOLENOID
3576742C1	5340 015566187	CLAMP,LOOP
3577157F91	3040 015566188	LEVER,REMOTE CONTRO
3577746C1	5975 015566189	CONDUIT,NONMETALLIC
3578228F91	2590 015566190	WARNING ASSEMBLY,VE
3578728F91	2520 015566191	MM,ELEC IP,EXH BRAK

Appendix B - PART NUMBER TO STOCK NUMBER REFERENCE

Part Number	Stock Number	Nomenclature
3578733C1	6220 015566193	LIGHT ASSEMBLY,INDI
3579214F92	4710 015566194	TUBE ASSEMBLY,METAL
3582129C1	5930 015566195	SWITCH,PUSH
3582183F93	2510 015567076	MODULE
3582190F91	5985 015566196	MM,ELEC IP,MIRROR H
3582531C1	4720 015567088	HOSE,AIR CLEANER EL
3582968C1	2590 015566197	BRACKET,VEHICULAR C
3582969C1	5340 015566198	BRACKET,MOUNTING
3583395F91	2590 015567045	MM BRAKE TRANSFER C
3586802C1	5315 015566199	PIN,STRAIGHT,HEADLE
3588116C1	6220 015566200	LENS,LIGHT
3588131F92	5895 015566201	INDICATOR GROUP
3588152C1	5306 015566202	BOLT,MACHINE
3589105C1	5340 015566203	CLIP,RETAINING
3589278C2	5340 015566204	CAP,FILLER OPENING
3590828C91	4730 015566205	ELBOW,PIPE
3591409C1	5360 015566206	SPRING,HELICAL,COMP
3591593C1	6680 015566207	GAGE,GAS FLOW
3591600C1	5330 015566208	GASKET
3592818C91	6160 015566209	CONNECTOR BOARD,BAT
3593042C91	4730 015567389	ELBOW,PIPE*45DEG ELBOW,1" HOS
3593045C91	4730 015566210	ELBOW ASSEMBLY,PIPE
3593564C1	5305 015566211	SCREW,MACHINE
3594122C1	4720 015566212	HOSE,AIR CLEANER RE
3594187F91	2590 015567146	MM,XMSN ITE DT466-D
3594593C1	2510 015567053	VALVE
3595353C1	5310 015566213	NUT,PLAIN,HEXAGON
3595678F91	2590 015566214	MM,IP-2 SWITCH BLAN
3595933C1	7690 015566215	DECAL
3596059F91	2590 015567056	MM,XMSN TRANSMISSIO
3596947C1	5310 015566216	NUT,PLAIN,HEXAGON
359783C1	5310 015566217	NUT,SELF-LOCKING,HE
3598830C2	4720 015566218	HOSE ASSEMBLY,METAL
3599759F91	2530 015566219	TIE ROD,STEERING
3599896C1	5340 015566220	STRAP,RETAINING
3599972C1	2540 015566221	SWITCH,POWER MIRROR
3600231C1	4730 015566222	ELBOW,PIPE
3603582C1	4720 015566223	HOSE,NONMETALLIC
3603591C1	2520 015567044	TUBE,FORMED
3603891C1	5340 015566224	BRACKET,MOUNTING
3604595C1	2590 015566225	LENS,INSTR CLUSTER,
3604603F91	6220 015566226	LIGHT,WARNING
3604663F91	4710 015566227	TUBE ASSEMBLY,METAL
3605649C2	2510 015566228	ROD,RADIATOR SUPPOR
3605681C1	4720 015566229	HOSE,PREFORMED
3606527C1	5310 015566230	NUT,PLAIN,CASTELLAT
3606873C1	5307 015566231	STUD,TAPPING,THREAD
3607027C1	5340 015566232	CLAMP,LOOP
3607085C1	2510 015566233	COVER,COVER FOR LC
3607384C1	6110 015566234	CONTROL,GENERATOR
3608428C1	2590 015566235	GUIDE,HOOD,PLATE,LE
3608429C1	2590 015566245	GUIDE,HOOD,PLATE -R

## Appendix B - PART NUMBER TO STOCK NUMBER REFERENCE

Part Number	Stock Number	Nomenclature
3608530F92	2540 015566236	MM,RADIATOR,RECIRCU
3608600F91	2590 015566237	MM,XMSN,4TH GEN CON
3608635C2	5340 015566238	CLAMP,LOOP
3608808C93	4710 015566239	PIPE,BENT,METALLIC
3608911C1	5310 015566240	NUT,SELF-LOCKING,EX
3608939F91	2520 015566241	DIFFERENTIAL AND DR
3609091C1	2520 015566242	CONTROL ASSEMBLY,TR
3609478F91	2590 015566243	MM,XMSN ECU,2200 GO
3609488F91	2520 015566244	MM,XMSN ECU,WTEC SH
3609496F91	2590 015567041	MM,XMSN ECU,N-TRANS
3610538C1	4730 015566246	ADAPTER,STRAIGHT,PI
3610540C1	2815 015567317	ADAPTER,-12 CRIMPED X -12 OR
3612171F91	2590 015567068	XMSN ECU,ALLSN RETA
3612175F91	2510 015567070	XMSN ECU,ALLSN EXHA
3612180F91	2520 015566247	TRANSMISSION,MECHAN
3612182F91	2590 015566248	MM,XMSN ECU,OMIT AB
3612183F91	2590 015566249	MM,XMSN ECU,OMIT AB
3612185F91	2590 015566250	MM,XMSN ECU,OMIT AB
3612445C92	2510 015566251	FRAME,STRUCTURAL,VE
3612447C2	2510 015566252	FRAME,STRUCTURAL,VE
3612448C1	5340 015566253	BRACKET,MOUNTING
3612451C93	2510 015566254	FRAME,STRUCTURAL,VE
3612462F92	2590 015566255	MM STEERING,DCM MTG
3613071C2	4720 015566256	HOSE,METALLIC
3613269C2	6680 015566257	GAGE ROD,LIQUID LEV
3613733C1	3040 015566258	ACTUATOR,MECHANICAL
3613734C1	3040 015566259	ACTUATOR,MECHANICAL
3613741C3	2510 015566260	HINGE,HOOD,VEHICULA
3613742C1	2510 015566261	PANEL,BODY,VEHICULA
3613743C1	2510 015566262	FENDER,VEHICULAR
3613752C92	2510 015566263	HOUSING,PANEL,VEHIC
3614750C1	5315 015566264	PIN,STRAIGHT,HEADLE
3614868C3	2510 015566265	FRAME,STRUCTURAL,VE
3616009C91	6120 015566266	TRANSFORMER,POWER
3616121R1	2590 015566267	857
3616253C1	5340 015566268	COVER,ACCESS
3625401C1	7690 015566269	DECAL
3625857C1	2590 015566270	CATCH,HOOD,VEHICULA
3625872C1	2510 015566271	ROD,HOOD,VEHICULAR
3625873C1	2510 015566272	ROD,HOOD,VEHICULAR
3625937C1	2590 015566273	SUPPORT,HOOD SAFETY
3625938C92	4010 015566274	ROPE,WIRE
3626607C1	3940 015566275	SLING,EYE
3627815C1	4720 015566276	HOSE,METALLIC
3628347C91	5340 015566277	COVER,PROTECTIVE,DU
3628358C91	3110 015566278	CONE AND ROLLERS,TA
3628539C91	2530 015566279	VALVE,BRAKE PNEUMAT
3662488C1	4720 015566280	TUBING,NONMETALLIC
3668060C1	5340 015566281	BRACKET,MOUNTING
3670673F91	2590 015566282	BBAT,PRIMARY AIR TA
3671071C3	2510 015566283	FRAME SECTION,STRUC
3671075C91	2040 015566284	HOOK,PINTLE

## Appendix B - PART NUMBER TO STOCK NUMBER REFERENCE

Part Number	Stock Number	Nomenclature
3671686C3	2510 015566285	FRAME,STRUCTURAL,VE
3671688C3	5340 015566286	BRACKET,MOUNTING
3671689C1	2510 015566287	GRILLE,METAL
3671690C3	5340 015566288	BRACKET,MOUNTING
3671963C91	2520 015566289	AXLE ASSEMBLY,AUTOM
3672187C91	2530 015566290	BRAKE,SINGLE DISK
3672188C91	2530 015566291	BRAKE,SINGLE DISK
3672402C92	6150 015566292	WIRING HARNESS
3672638F91	2590 015566293	MM,DRIVER CONTROL,H
3673289C4	2510 015566294	CROSSMEMBER,MTG BRK
3673290C4	2510 015566295	FRAME SECTION,STRUC
3673291C4	2540 015566296	HOOK,TOW
3673293C4	2510 015566297	BRACE,TOW PIN,FRONT
3673298C5	2541 015566298	BUMPER,VEHICULAR
3673425C1	5930 015566299	SWITCH,PUSH
3673570C1	2910 015566300	CONTROLLER,FUEL PUM
3673571C1	5220 015566301	GAUGE,BATTERY GENER
3673572C1	6220 015566302	CONTROL,ELECTRIC LI
3673790C92	6150 015566303	CABLE ASSEMBLY,SPEC
3673908C1	2990 015566304	HANGER,ENGINE EXHAU
3673909C1	2990 015566305	HANGER,ENGINE EXHAU
3673935C1	7690 015566306	DECAL
3673938C91	6150 015566307	WIRING HARNESS SET,
3673940C92	4010 015566308	WIRE ROPE ASSEMBLY,
3674019C91	4720 015566309	TUBING,NONMETALLIC
3674020C91	4720 015566310	TUBING,NONMETALLIC
3674021C91	4720 015566311	HOSE,NONMETALLIC
3674022C91	4720 015566312	HOSE,NONMETALLIC
3674023C91	4720 015566313	TUBING,NONMETALLIC
3674024C91	4720 015566314	HOSE,METALLIC
3674025C91	4720 015566315	HOSE,METALLIC
3674026C91	4720 015566316	HOSE,METALLIC
3674027C91	4720 015566317	HOSE,METALLIC
3674106C3	2541 015566318	BRACKET,VEHICULAR B
3674107C3	2541 015566319	BRACKET,VEHICULAR B
3674108C4	6625 015566320	VOLTMETER
3674109C4	4730 015566321	REDUCER BODY,TUBE
3674240C1	5999 015566322	PLATE,ELECTRICAL SH
3674241C1	5340 015566323	COVER,PROTECTIVE,DU
3674242C1	4130 015566324	FILTER-DRIER,REFRIG
3674243C1	4810 015566325	VALVE,SOLENOID
3674297F91	2590 015566326	MM,XMSN,13ALH 3000S
3674961C91	6150 015566327	WIRING HARNESS
3674970C92	2510 015566328	GRILLE,METAL
3674978C91	6220 015566329	DIRECTIONAL LIGHT,V
3674979C91	6220 015566330	DIRECTIONAL LIGHT,V
3674982C2	2540 015566331	MIRROR ASSEMBLY,REA
3674983C2	2540 015566332	MIRROR ASSEMBLY,REA
3674988C2	5340 015566333	TORSION BAR,HINGE
3674989C2	5340 015566334	TORSION BAR,HINGE
375044C1	4010 015566335	WIRE ROPE ASSEMBLY,
375046C1	5975 015566336	PROTECTOR,ELECTRICA

## Appendix B - PART NUMBER TO STOCK NUMBER REFERENCE

Part Number	Stock Number	Nomenclature
375047C1	4720 015566337	TUBING, NONMETALLIC
375048C1	5995 015566338	WIRING HARNESS
375049C1	5975 015566339	PROTECTOR, ELECTRICAL
375050C1	4010 015566340	ROPE, WIRE
375051C2	4720 015567061	HOSE, BULK
375053C2	4720 015564696	TUBING, NONMETALLIC
375054C2	4720 015564697	HOSE ASSEMBLY, NONMETALLIC
375055C2	4720 015564698	TUBING, NONMETALLIC
375056C2	4720 015567058	HOSE, BULK AIR
375057C2	4720 015564699	TUBING, NONMETALLIC
375161C2	4730 015564700	ADAPTER, STRAIGHT, PIPE
3790048C1	2510 015564701	FENDER, VEHICULAR
3790049C1	2510 015564702	FENDER, VEHICULAR
3791270C1	2590 015564703	FILLER NECK, VEHICULAR
379181R1	5331 015564704	O-RING
3801265C1	4730 015564705	ADAPTER, STRAIGHT, PIPE
3801740C1	2590 015564706	THRU COWL CONNECTOR
3803770F92	2590 015567077	MM, XMSN ECU
3804604C1	2530 015567078	GUIDE, BRK HOSE AND
3809318C1	5999 015564707	HEAT SINK-INSULATOR
3810865C1	5340 015564708	CLAMP, LOOP
3812453R1	4940 015564709	DEGREASER
3812790C91	2520 015564710	TRANSFER TRANSMISSION
3812865C1	7690 015564711	DECAL
3812937R1	2590 015564712	FLUID, BULK TECTYL 5
3815520C1	4820 015564713	VALVE, BALL
3817010C1	5340 015564714	CLEVIS, ROD END
3817238F91	2590 015564715	XMSN ECU, 160000-CRA
3817548C1	4720 015564716	HOSE ASSEMBLY, NONMETALLIC
3818322C2	3120 015564717	BUSHING, SLEEVE
3818367C1	4720 015564718	HOSE, AIR DUCT
3818375C1	4720 015564720	PIPE, AIR
3818439C1	4720 015567033	PIPE, AIR
3818791C3	2540 015564719	HOOK, TOW
3818796C1	2510 015564721	FRAME SECTION, STRUCTURE
3818797C1	2510 015564722	FRAME SECTION, STRUCTURE
3818873F93	5340 015564723	BRACKET, MOUNTING
3818875F93	5340 015564724	STRAP, RETAINING
3818938F93	2910 015564725	TANK, FUEL, ENGINE
3818989C1	4720 015564726	TUBING ASSEMBLY, NONMETALLIC
3819027F91	2910 015564727	TANK, FUEL, ENGINE
3819042C1	5307 015564728	STUD, STEPPED
3819085C4	2990 015564729	GUARD, MUFFLER-EXHAUST
3819090C1	4730 015564730	ADAPTER, STRAIGHT, PIPE
3819156C1	2930 015564731	SUPPORT ASSEMBLY, RADIATOR
3819162F91	2930 015564732	SHROUD, FAN, RADIATOR
3819167C1	5340 015564733	HANGER, PIPE
3819241C2	2990 015564734	PIPE, EXHAUST
3819290C1	2990 015564735	PIPE, EXHAUST
3819328C1	4720 015564736	HOSE, AIR DUCT
3819342F91	2590 015564737	MM, RADIATOR, DEAERATOR
3819344F91	2590 015567086	MM, RADIATOR



## Appendix B - PART NUMBER TO STOCK NUMBER REFERENCE

Part Number	Stock Number	Nomenclature
3819350C1	2990 015564743	HANGER,ENGINE EXHAU
3819355C1	5340 015564744	BRACKET,MOUNTING
3819386F91	2590 015564738	MM,DRIVER CONTROL,F
3819401C2	5340 015564739	BRACKET,MOUNTING
3819424C2	2510 015564740	FRAME SECTION,STRUC
3819425C2	2815 015564741	COVER,ENGINE POPPET
3819426C2	2510 015564742	FLOOR,BODY,VEHICULA
3819429C2	2510 015564745	FRAME SECTION,STRUC
3819430C2	2510 015564746	FRAME SECTION,STRUC
3819432C2	9340 015564747	GLASS,LAMINATED
3819433C1	5330 015564748	SEAL,PLAIN
3819434C2	2590 015564749	BAFFLE,ASM MOTOR CO
3819470C1	2510 015564750	FRAME SECTION,STRUC
3819487C1	4730 015564751	CONNECTOR,HOSE,BULK
3819493C1	5340 015564752	BRACKET,MOUNTING
3819495C1	5340 015564753	HANGER,PIPE
3819497C1	5340 015564754	BRACKET,MOUNTING
3819513F91	2590 015567049	MM,IP
3819553C2	2590 015564755	BRACKET,VEHICULAR C
3819554C2	2590 015564756	BRACKET,VEHICULAR C
3819555C91	2530 015564757	ROTOR,DISC BRAKE
3819588C4	2590 015564758	PLATE,HOOK BLOCK AS
3819651C91	6150 015564759	LEAD,ELECTRICAL
3819666C91	6150 015564760	LEAD,ELECTRICAL
3819672F91	2920 015564761	SWITCH,LOCK,IGNITIO
3819674F92	2590 015564762	BBAT,PRIMARY AIR TA
3819675C1	7690 015564763	DECAL
3819677F91	7690 015564764	LABEL
3819679F92	2590 015567091	MM,IP,FLAT BACK COW
3819698C2	6160 015564765	TRAY,BATTERY
3819732F91	2510 015564766	PANEL,BODY,VEHICULA
3819739C2	5340 015564767	BRACKET,MOUNTING
3819740C2	2510 015564768	ATTACHMENT ASSEMBLY
3819744F92	2590 015567093	MM,BBAT,BATTERY BOX
3819749C2	5340 015564769	BRACKET,MOUNTING
3819750C2	3950 015567031	SUPPORT,BATT BOX,FR
3819752C91	2590 015567032	HOUSING PRNDL,LEFT
3819754F91	2590 015567042	CLUSTER,IP,W-PRNDL,
3819775C1	2990 015564770	PIPE,EXHAUST
3819777C1	2590 015566341	HOUSING ASM,SWITCH
3819779C1	5340 015566342	CLAMP,LOOP
3819823C1	5340 015566343	BRACKET,MOUNTING
3819824C1	2510 015566344	BRACKET,ENGINE MOUN
3819831C91	4730 015566345	ADAPTER,POSITIVE ST
3819832C91	5940 015566346	ADAPTER,BATTERY TER
3819833C1	5340 015566347	BRACKET,MOUNTING
3819834C91	6150 015566348	LEAD,ELECTRICAL
3819835C92	6145 015566349	CABLE,POWER,ELECTRI
3819836C92	6145 015566350	CABLE,POWER,ELECTRI
3819839C92	6150 015566351	WIRING HARNESS
3819846F91	2530 015566352	HUB,WHEEL,VEHICULAR
3819852C2	6160 015566353	RETAINER,BATTERY

Appendix B - PART NUMBER TO STOCK NUMBER REFERENCE

Part Number	Stock Number	Nomenclature
3819857F91	2530 015566354	AXLE,VEHICULAR,NOND
3819863F91	2510 015566355	STRUT ASSEMBLY,VEHI
3819867F91	5920 015566356	FUSE,INDICATOR ALAR
3819868C91	5995 015566357	WIRING HARNESS
3819878F91	5920 015566358	FUSE,PLUG
3819890F91	5920 015566359	FUSE,CARTRIDGE
3819901F91	2590 015566360	HARN,IP,PWRTRAIN DL
3819920F91	2590 015566361	MOD,IP,DRIVETRAIN S
3819943C1	5340 015566362	HANGER,PIPE
3819945C1	5340 015566363	BRACKET,MOUNTING
3819946C1	5340 015566364	BRACKET,MOUNTING
3819955C93	2540 015566365	TANK,FUEL,VEHICULAR
3820003F93	2590 015566366	MM,BBAT,AIR TANKS 8
3820008C2	2510 015566367	FRAME SECTION,STRUC
3820011C1	5340 015566368	STOP,MECHANICAL
3820018C91	2510 015566369	COWL,HOOD,VEHICULAR
3820020C1	2510 015566370	PANEL,BODY,VEHICULA
3820021C1	2510 015566371	PANEL,BODY,VEHICULA
3820022C1	2510 015566372	PANEL,BODY,VEHICULA
3820041C1	2510 015566373	PANEL,BODY,VEHICULA
3820042C1	2510 015566374	PANEL,BODY,VEHICULA
3820048C1	2510 015566375	PANEL,BODY,VEHICULA
3820049C1	2510 015566376	PANEL,BODY,VEHICULA
3820065C3	5340 015566378	BRACKET,MOUNTING
3820082C91	2530 015566377	HUB,WHEEL,VEHICULAR
3820087C92	2510 015566379	COWL,HOOD,VEHICULAR
3820090F91	2520 015566380	HOUSING,AXLE ASSEMB
3820110F91	2530 015566381	AXLE,VEHICULAR,NOND
3820126C2	2510 015566382	FLOOR,BODY,VEHICULA
3820127C2	2510 015566383	FLOOR,BODY,VEHICULA
3820144C1	5340 015566384	BRACKET,MOUNTING
3820145C1	5340 015566386	BRACKET,MOUNTING
3820153C2	2590 015566387	GUIDE,HOOD,SUPPORT,
3820162C91	2510 015566388	HOUSING,PANEL,VEHIC
3820163C91	2590 015566389	REINFORCEMENT ASM,H
3820185C1	2815 015567336	SWITCH,SENSOR,GUARD,RED
3820193C91	5930 015566390	SWITCH ASSEMBLY
3820240C4	2510 015566391	FRAME,STRUCTURAL,VE
3820265C91	5220 015566392	GAUGE ASM,BATTERY G
3820266C91	5930 015566393	SWITCH,PUSH
3820267C91	5930 015566394	SWITCH ASM,RAMP CON
3820282C1	2510 015566395	BRACE,FENDER
3820283C2	4330 015566396	BRACKET,FILTER MOUN
3820284C1	2540 015566397	INSULATION,THERMAL,
3820285C1	2510 015566398	INSULATOR,UNDER CAB
3820286C1	5306 015566399	BOLT,MACHINE
3820288C1	5306 015566400	BOLT,MACHINE
3820288C2	5306 015566401	BOLT,MACHINE
3820289C1	5306 015566402	BOLT,MACHINE
3820289C2	5306 015566403	BOLT,MACHINE
3820291F91	2590 015566404	MM,IP,PANEL,FILTER
3820292C1	5306 015566405	BOLT,MACHINE

Appendix B - PART NUMBER TO STOCK NUMBER REFERENCE

Part Number	Stock Number	Nomenclature
3820293C1	5306 015566406	BOLT,MACHINE
3820293C2C1	5306 015566407	BOLT,MACHINE
3820294C2	5310 015566408	NUT,PLAIN,HEXAGON
3820331C1	5340 015566409	COVER,ACCESS
3820345C1	5340 015566410	COVER,ACCESS
3820363C1	2510 015566411	GRILLE,METAL
3820364C1	2815 015567313	GRILLE,ASM,AIR INTAKE -RH
3820397C1	2510 015566412	BRACE,FENDER
3820398C1	2510 015566413	BRACE,FENDER
3820399C91	2510 015566414	FENDER,VEHICULAR
3820400C91	2510 015566415	FENDER,VEHICULAR
3820407F91	6625 015566416	IP,CLSTR CNTR METRI
3820414C2	5306 015566417	BOLT,MACHINE
3820432C1	5340 015566418	BRACKET,MOUNTING
3820433C2	5340 015566419	BRACKET,MOUNTING
3820434C2	2510 015566420	BRACE,FENDER
3820470F91	2590 015566421	MM,XMSN ECU,3000 SP
3820471C1	5963 015566422	CONTROL,ELECTRONIC,
3820474F91	2530 015566423	BOOT,VEHICULAR COMP
3820520C1	2510 015567074	ADAPTER
3820522C92	4720 015566424	HOSE ASSEMBLY,NONME
3820559C91	5995 015566425	WIRING HARNESS
3820633C1	3120 015566426	BUSHING,SLEEVE
3820637C92	6150 015566427	CABLE ASSEMBLY,POWE
3820679C1	2590 015566428	BRACKET,VEHICULAR C
3820680C1	5340 015566429	COVER,ACCESS
3820709C91	5340 015566430	BRACKET,MOUNTING
3820718C2	2835 015566431	SUPPORT,VALVE,NONAI
3820740C1	3020 015566432	PULLEY,GROOVE
3820802F92	2520 015566433	MM,FUEL TANK,LSM 57
3820805F91	5920 015566434	FUSE BOX
3820806F91	2590 015566435	MM,IP,CLUSTER PWR N
3820874C3	5340 015566436	BRACKET,MOUNTING
3820962C91	6150 015566437	WIRING HARNESS,BRAN
3820963C91	6150 015566438	WIRING HARNESS,BRAN
3820983C1	5306 015566439	BOLT,MACHINE
3820983C1C1	5306 015566440	BOLT,MACHINE
3820987C1	5306 015566441	BOLT,MACHINE
3820989C1	5306 015566442	BOLT,MACHINE
3820989C1R1	5306 015566443	BOLT,MACHINE
3820997C1	5306 015566444	BOLT,MACHINE
3821002C1	5306 015566445	BOLT,MACHINE
3821003C1	5306 015566446	BOLT,MACHINE
3821006C1	5306 015566447	BOLT,MACHINE
3821008C1	5306 015566448	BOLT,MACHINE
3821010C1	5310 015566449	NUT BLANK
3821010C1R1	5310 015566450	NUT,PLAIN,HEXAGON
3821013C1R1	5310 015566451	NUT,PLAIN,HEXAGON
3821015C1	5340 015566452	HANGER,PIPE
3821021C1	5310 015566453	NUT,PLAIN,HEXAGON
3821021C1R1	5310 015566454	NUT,PLAIN,HEXAGON
3821027C1	5310 015566455	NUT,PLAIN,HEXAGON

## Appendix B - PART NUMBER TO STOCK NUMBER REFERENCE

Part Number	Stock Number	Nomenclature
3821031C1	5305 015566456	SCREW,CAP,HEXAGON H
3821031C1R1	5305 015566457	SCREW,CAP,HEXAGON H
3821041C1	5306 015566458	BOLT,MACHINE
3821041C1R1	5306 015566459	BOLT,MACHINE
3821043C1	5306 015566460	BOLT,MACHINE
3821044C1	5306 015566461	BOLT,MACHINE
3821044C1R1	5306 015566462	BOLT,MACHINE
3821048C1	5306 015566463	BOLT,MACHINE
3821052C1	5306 015566464	BOLT,MACHINE
3821053C1	5306 015566465	BOLT,MACHINE
3821059C1	5306 015566466	BOLT,MACHINE
3821066C1	5340 015566467	BRACKET,MOUNTING
3821067C1	5340 015566468	BRACKET,MOUNTING
3821075C91	5340 015566469	BRACKET,MOUNTING
3821077C91	5340 015566470	BRACKET,MOUNTING
3821078C1	5306 015566471	BOLT,MACHINE
3821079C1	5306 015566472	BOLT,MACHINE
3821081C1	5306 015566473	BOLT,MACHINE
3821085C1	5306 015566474	BOLT,MACHINE
3821086C1	5306 015566475	BOLT,MACHINE
3821090C1	5306 015566476	BOLT,MACHINE
3821092C1	5306 015566477	BOLT,MACHINE
3821112C3	6110 015566478	CONTROL,REMOTE SWIT
3821120C1	5310 015566479	NUT,PLAIN,HEXAGON
3821122C1	5310 015566480	NUT,PLAIN,HEXAGON
3821145C1	2510 015566481	SUPPORT,CAB ASSEMBL
3821158C1	2510 015566482	FRAME SECTION,STRUC
3821169C1	5310 015566483	NUT,PLAIN,HEXAGON
3821170C1	5306 015566484	BOLT,MACHINE
3821175C1	5305 015566485	SCREW,CAP,HEXAGON H
3821175C2	5305 015566486	SCREW,CAP,SOCKET HE
3821176C1	5305 015566487	SCREW,CAP,SOCKET HE
3821195C1	5305 015566488	SCREW,CAP,SOCKET HE
3821207C91	4720 015566489	PIPE,ASSY FLUID HTR
3821214C91	5995 015566490	WIRING HARNESS
3821284F91	4820 015566499	VALVE,BALL
3821326F91	2590 015566491	MM,BBAT
382137R1	5330 015566492	SEAL,PLAIN ENCASED
3821387C1	5340 015566493	BRACKET,MOUNTING
3821436C91	4310 015566494	ACCESSORY KIT,PRESS
3821452C1	2530 015566495	LINING,FRICITION
3821516C1	2530 015566496	CABLE AND CONDUIT A
3821643C91	4720 015566497	HOSE,NONMETALLIC
3822160C1	4720 015566498	HOSE,NONMETALLIC
386170C1	5340 015566500	STRAP,RETAINING
390306C1	5310 015566501	WASHER,FLAT
390312C1	5310 015566502	WASHER,FLAT
391671R91	4730 015566503	CLAMP,HOSE
40005R1	4730 015566504	PLUG,PIPE,MAGNETIC
40049R1	5310 015566505	NUT,PLAIN,HEXAGON
40050R1	5310 015566506	NUT,PLAIN,HEXAGON
40055R1	5306 015566507	BOLT,MACHINE

## Appendix B - PART NUMBER TO STOCK NUMBER REFERENCE

Part Number	Stock Number	Nomenclature
40066R1	5310 015566508	NUT,PLAIN,CASTELLAT
40084R1	5310 015566509	NUT,PLAIN,HEXAGON
40203R1	5306 015566510	BOLT,MACHINE
40204R1	5310 015566511	NUT,PLAIN,HEXAGON
40209R1	5310 015566512	NUT,PLAIN,HEXAGON
40218R1	5306 015566513	BOLT,MACHINE
40222R1	5306 015566514	BOLT,MACHINE
40233R1	5310 015566515	NUT,PLAIN,HEXAGON
40235R1	5306 015566516	BOLT,MACHINE
40236R1	5306 015566517	BOLT,MACHINE
40240R1	5310 015566518	NUT,PLAIN,HEXAGON
40249R1	5306 015566519	BOLT,MACHINE
40250R1	5306 015566520	BOLT,MACHINE
40265R1	5315 015567116	PIN,STRAIGHT,HEADLE
40270R1	5306 015566521	BOLT,MACHINE
40275R1	5306 015566522	BOLT,MACHINE
40281R1	5305 015566523	SCREW,CAP,HEXAGON H
40316R1	5306 015566524	BOLT,MACHINE
40336R1	5305 015566525	SCREW,MACHINE
40337R1	5310 015566526	NUT,PLAIN,HEXAGON
40338R1	5310 015566527	WASHER,FLAT
40340R1	5306 015566528	BOLT,MACHINE
40341R1	5306 015566529	BOLT,MACHINE
40342	5306 015566530	BOLT,MACHINE
40346R1	5306 015566531	BOLT,MACHINE
406267C1	5310 015567059	WASHER,SPECIAL
406381C1	5340 015566532	CLAMP,LOOP
407994C2	4730 015566533	CONNECTOR,AIR HOSE
407995C2	4720 015567075	HOSE,BULK
407996C1	4720 015566534	TUBING,NONMETALLIC
410986C92	2520 015566535	GOVERNOR,ASSY D-2
411597R1	5310 015566547	NUT,SELF-LOCKING,HE
414051C1	5306 015566536	BOLT,MACHINE
414078C1	5306 015566537	BOLT,MACHINE
414087C1	5310 015566538	NUT,SELF-LOCKING,EX
414089C1	5310 015566539	NUT BLANK
414STH1375	2520 015566540	SHAFT,AXLE,AUTOMOTI
414STHXXXX	2520 015566541	PROPELLER SHAFT,VEH
415837C91	2540 015566542	HOUSING,CIGARETTE L
416734C1	5306 015566543	BOLT,MACHINE
416743C1	5310 015566544	NUT,PLAIN,HEXAGON
417195C3	4720 015566545	TUBING ASSEMBLY,NON
417196C3	4720 015566546	TUBING ASSEMBLY,NON
417199C2	4720 015566548	HOSE,NONMETALLIC
417199C3	4720 015567114	TUBING ASSEMBLY,NON
417200C3	4720 015566549	HOSE,NONMETALLIC
417201C3	4720 015567118	TUBING ASSEMBLY,NON
423421001	3930 015566550	SEALANT,LOCTITE RED
425364R1	4730 015566551	ADAPTER,STRAIGHT,PI
428997C1	5306 015566552	BOLT,MACHINE
432736C2	5340 015566554	CLIP,RETAINING
433201C1	5340 015566553	CLIP,RETAINING

## Appendix B - PART NUMBER TO STOCK NUMBER REFERENCE

Part Number	Stock Number	Nomenclature
433971C1	5306 015566555	BOLT,MACHINE
433972C1	5310 015566556	NUT,PLAIN,HEXAGON
437318C1	4940 015566557	DEGREASER
443990	4730 015566558	REDUCER,PIPE
443992	2815 015567288	NIPPLE,1/2 TO 3/8 PLN AUTO PI
444042	4730 015566559	ELBOW,PIPE
444058	4730 015566560	ELBOW,PIPE TO HOSE
444613	4730 015566561	PLUG,PIPE
444618	5365 015566562	PLUG,MACHINE THREAD
444632	4730 015566563	PLUG,PIPE
444636	4730 015566564	PLUG,PIPE
444688	5365 015566565	PLUG,MACHINE THREAD
444697	4730 015566566	PLUG,PIPE
444705	4730 015566567	PLUG,PIPE
445751	5365 015567109	PLUG,MACHINE THREAD
446075R91	4730 015566568	CLAMP,HOSE
446839C1	6850 015566569	SILICONE COMPOUND
447264R91	5340 015566570	CLAMP,LOOP
447797C91	2590 015566571	KIT,U JOINT STRG GE
449632C1	5975 015566572	CONDUIT ASSEMBLY,NO
449671R1	5310 015566573	WASHER,FLAT
450017C1	6150 015566574	CABLE AND CONDUIT A
452992C1	5306 015566575	BOLT,U
464495C1	5340 015566576	CLIP,RETAINING
466369C1	5340 015566577	CLIP,RETAINING
471668C1	5340 015566578	CLIP,RETAINING
473143C1	5305 015566579	SCREW,MACHINE
473146C1	5305 015566580	SCREW,MACHINE
473153C1	2815 015567326	SCREW
473158C1	5305 015566581	SCREW,MACHINE
473396C2	5360 015566582	SPRING,HELICAL,COMP
473397C2	5360 015566583	SPRING,HELICAL,COMP
480686C2	5340 015566584	COVER,PROTECTIVE,DU
481366C1	5340 015566585	RETAINER,HELICAL CO
481425C1	4720 015566586	HOSE,NONMETALLIC
481697C1	5340 015566587	COVER,ACCESS
484606C1	5340 015566588	CLIP,RETAINING
484697C1	5306 015566589	BOLT,MACHINE
485794C1	4720 015566590	TUBING,NONMETALLIC
488916C1	5365 015566591	SHIM
488917C1	5365 015566592	SHIM
491653C1	5310 015566593	NUT,PLAIN,HEXAGON
491654C1	5310 015566594	NUT,PLAIN,CASTELLAT
491657C1	5330 015566595	SEAL,PLAIN ENCASED
493414C1	5320 015566597	RIVET,BLIND
498935C1	2590 015566596	PLASTIC INSERT NUT
501491C1	5340 015566598	CUSHION,ARCHED
501777C91	2530 015566599	PARTS KIT,TREADLE V
501923C1	5365 015566600	SPACER,PLATE
503971C1	5340 015566601	SPRING,XMSN RR MTG
505147C1	5365 015566602	SPACER,SLEEVE
505148C1	5365 015566603	SPACER,STRAIGHT

**Appendix B - PART NUMBER TO STOCK NUMBER REFERENCE**

<b>Part Number</b>	<b>Stock Number</b>	<b>Nomenclature</b>
505149C1	5365 015566604	SPACER,SLEEVE
505200C1	2540 015566605	CLAMP,STOWAGE,VEHIC
505211C1	5340 015566606	CLAMP,LOOP
512550C1	2815 015567355	VELCRO LOOP 3M P/N 06480 STRIP
531000034-00	5306 015566607	BOLT,MACHINE
531000044-00	5306 015566608	BOLT,MACHINE
531000055-00	5306 015566609	BOLT,MACHINE
5310000260-00	5305 015566610	SCREW,CAP,HEXAGON H
5310000295-00	5305 015566611	SCREW,CAP,HEXAGON H
5310000328-00	5306 015566612	BOLT,MACHINE
5310000329-00	5305 015566613	SCREW,CAP,HEXAGON H
5310000335-00	5305 015566614	SCREW,CAP,HEXAGON H
5310000336-00	5305 015566615	SCREW,CAP,HEXAGON H
5310000337-00	5305 015566616	SCREW,MACHINE
5310000344-00	5305 015566617	SCREW,MACHINE
5310000356-00	5305 015566618	SCREW,CAP,HEXAGON H
5310000357-00	5305 015566619	SCREW,CAP,HEXAGON H
5310000358-00	5305 015566620	SCREW,CAP,HEXAGON H
5310000359-00	5305 015566621	SCREW,CAP,HEXAGON H
5310000360-00	5306 015566622	BOLT,MACHINE
5310000440-00	5306 015566623	BOLT,MACHINE
5310000447-00	5306 015566624	BOLT,MACHINE
5310000462-00	5310 015567099	WASHER,FLAT
5310000473-00	5305 015566625	SCREW,CAP,SOCKET HE
5310000478-00	5305 015566626	SCREW,CAP,HEXAGON H
5310000500-00	5306 015566627	BOLT,MACHINE
5310000512-00	5306 015566628	BOLT,MACHINE
5310000538-00	5306 015566629	BOLT,MACHINE
5310000623-00	5305 015566630	SCREW,CAP,HEXAGON H
5310000629-00	5305 015566631	SCREW,CAP,HEXAGON H
5310000630-00	5305 015566632	SCREW,CAP,HEXAGON H
5310000632-00	5305 015566633	SCREW,CAP,HEXAGON H
5310000633-00	5305 015566634	SCREW,CAP,HEXAGON H
5310000634-00	5306 015566635	BOLT,MACHINE
5310000640-00	5305 015566636	SCREW,CAP,HEXAGON H
5310000646-00	5305 015566637	SCREW,MACHINE
5310000647-00	5305 015566638	SCREW,MACHINE
5310000650-00	5305 015566639	SCREW,CAP,HEXAGON H
5310000651-00	5305 015566640	SCREW,MACHINE
5310000652-00	5305 015566641	SCREW,MACHINE
5310000653-00	5305 015566642	SCREW,CAP,SOCKET HE
5320000005-00	5310 015566643	WASHER,FLAT
5320000007-00	5310 015566644	WASHER,FLAT
5320000029-00	5310 015566645	WASHER,FLAT
5320000036-00	5310 015566646	WASHER,FLAT
5320000037-00	5310 015566647	WASHER,FLAT
5320000038-00	5310 015566648	WASHER,FLAT
5320000039-00	5310 015566649	WASHER,FLAT
5320000042-00	5310 015566650	WASHER,FLAT
5320000043-00	5310 015566651	WASHER,FLAT
5320000046-00	5310 015566659	WASHER,FLAT
5320000051-00	5310 015566652	WASHER,FLAT

## Appendix B - PART NUMBER TO STOCK NUMBER REFERENCE

Part Number	Stock Number	Nomenclature
5320000055-00	5310 015566653	WASHER,FLAT
5320000071-00	2590 015566654	GTM -12-24-015
5320000074-00	5310 015566655	WASHER,FLAT
5320000089-00	5310 015566656	WASHER,FLAT
5320000090-00	5310 015566657	WASHER,SPRING TENSI
5320000091-00	5310 015566658	WASHER,LOCK
5320000110-00	5310 015566660	WASHER,FLAT
5320000120-00	5310 015566661	STAR WASHER M10 DIN
5320000157-00	5310 015566662	WASHER,LOCK
5320000158-00	5310 015566663	WASHER,FLAT
532000058-00	5310 015566664	WASHER,SPRING TENSI
5330000059-00	5310 015566665	NUT,PLAIN,HEXAGON
5330000073-00	5310 015566666	NUT,PLAIN,HEXAGON
5330000078-00	5310 015566667	NUT,PLAIN,HEXAGON
5330000107-00	5310 015566668	NUT,PLAIN,HEXAGON
5340000418-00	5340 015566669	BRACKET,MOUNTING
5340000425-00	3120 015566670	ROLLER,LINEAR-ROTAR
5340000431-00	5340 015566671	CLIP,SPRING TENSION
5340000432-00	2510 015566683	TRIM CLIP 10832 - T
5340000435-00	5307 015566672	STUD,BALL
5340000436-00	2590 015566673	BUFFER TYPE D
5340000443-00	2540 015566674	CYLINDER ASSEMBLY,R
5340000447-00	3120 015566675	BEARING,SLEEVE
5340000448-00	3120 015566676	FLANGE BEARING GFM
5340000459-00	5307 015566677	STUD,PLAIN
5340000461-00	5999 015566678	CONTACT,ELECTRICAL
5340000462-00	5315 015566679	PIN,COTTER
5340000463-00	5325 015566681	RING,RETAINING
5340000464-00	5365 015566682	SPACER,SLEEVE
5340000465-00	2815 015567353	DIN 1481 ROLLED PIN D6X40
5340000466-00	5340 015566684	RETAUMING PIN (R-PI
5350000038-00	2510 015566685	DESCRIPTION NOT AVA
5350000039-00	2815 015566686	DESCRIPTION NOT AVA
54700R1	5365 015566687	BUSHING,TAPERED
549904C91	5340 015566688	CLAMP,LOOP
550825R1	5310 015566689	NUT,PLAIN,HEXAGON
55163R1	5325 015566690	RING,RETAINING
5540000041-00	9320 015566691	RUBBER SHEET,SOLID
556779C91	6620 015566692	GAGE,PRESSURE,DIAL
55896R1	4730 015566693	SLEEVE,COMPRESSION,
55897R1	5355 015566694	LOCK,SHAFT
56121R3	5330 015566695	SEAL,PLAIN
564283C1	5365 015566696	SPACER,STRAIGHT
564284C1	5365 015566697	SPACER,RING
564285C1	5365 015566698	SPACER,SLEEVE
564286C1	5365 015566699	SPACER,PIN GEAR BRG
564287C1	5365 015566700	SPACER,SLEEVE
564288C1	5365 015566701	SPACER,SLEEVE
564289C1	5365 015566702	SPACER,SLEEVE
564290C1	5365 015566703	SPACER,SLEEVE
564291C1	5365 015566704	SPACER,SLEEVE
564292C1	5365 015566705	SPACER,SLEEVE



Appendix B - PART NUMBER TO STOCK NUMBER REFERENCE

Part Number	Stock Number	Nomenclature
564293C1	5365 015566706	SPACER,SLEEVE
571131C91	2520 015566707	YOKE,UNIVERSAL JOIN
573185C91	4820 015566708	REPAIR KIT,VALVE
573716C91	5330 015566709	SEAL ASSY OIL
574062C1	5310 015566710	WASHER,FLAT
575359C1	5320 015566711	RIVET,BLIND
577650C1	5365 015566712	BUSHING BLANK
577652C1	2530 015566713	SPIDER,BRAKE
577653C1	2530 015566714	LINK,ANCHOR,BRAKE S
578075C1	5310 015566715	WASHER,FLAT
579098C1	5340 015566717	COVER,PROTECTIVE,DU
579099C1	5340 015566716	COVER,PROTECTIVE,DU
579891C1	5340 015566718	CLIP,RETAINING
584067C1	5975 015566719	CONDUIT,NONMETALLIC
586049C1	5365 015566720	PLUG,MACHINE THREAD
588110C1	5340 015566721	CLIP,RETAINING
589418C1	5340 015566722	CLIP,RETAINING
590279C2	5360 015566724	SPRING,HELICAL,EXTE
590280C2	5360 015566723	SPRING,HELICAL,COMP
590752C1	5365 015566725	SHIM
591597C2	5330 015566726	GASKET
592855C1	5330 015566727	SEAL,PLAIN
592942C91	4730 015566728	CONNECTOR,AIR HOSE
592943C91	4730 015566729	ADAPTER,STRAIGHT,PI
592944C91	4730 015566730	COUPLING,HOSE
592945C91	4730 015566731	COUPLING ASSEMBLY,T
592946C91	4730 015566732	COUPLING,TUBE
6010241C1	5325 015566733	FASTENER,TRIM,RIBBE
606819C1	4730 015566734	ADAPTER,STRAIGHT,PI
631626C91	2530 015566735	KIT,REPAIR WHEEL CY
632076R1	5310 015566736	WASHER,FLAT
641002E575	7690 015566737	DECAL
641003A004	2805 015566738	CAMSHAFT,ENGINE
641003C002	2815 015566745	GUIDE,ENGINE POPPET
641003D002	3020 015566739	GEAR,DRIVE MOTION
641004A002	3040 015566740	CONNECTING LINK,RIG
641004B022	2815 015566741	PISTON AND RING ASS
641005A005	2930 015566742	PUMP,COOLING SYSTEM
641005B001	4820 015566743	REGULATOR,THERMOSTA
641005M005	2930 015566750	SUB-SECT,COOLANT CO
641005P005	4730 015566744	CONNECTOR,MULTIPLE,
641006A005	2805 015566746	CRANKCASE
641006B009	5340 015566747	COVER,ACCESS
641006L001	2815 015566748	OIL PAN
641006M013	6680 015566749	GAGE,LIQUID QUANTIT
641007A004	2815 015566751	CRANKSHAFT,ENGINE
641007B008	2805 015566752	DAMPENER,VIBRATION,
641007C003	5330 015566753	SEAL,PLAIN
641007L006	2815 015566754	FLYWHEEL,ENGINE
641008A009	2815 015566755	CYLINDER HEAD,DIESE
641008C003	2815 015567366	ROCKER ARM
641008D013	2815 015566756	COVER,ENGINE POPPET

Appendix B - PART NUMBER TO STOCK NUMBER REFERENCE

Part Number	Stock Number	Nomenclature
641008F002	4910 015566757	LINK,HOISTING
641009A008	6150 015566758	WIRING HARNESS SET,
641009B005	6625 015566759	SENSOR,CURRENT
641009C014	5340 015566760	BRACKET,MOUNTING
641009L014	5340 015566761	BRACKET,MOUNTING
641010L011	2815 015566762	HOUSING,FLYWHEEL
641010M001	5340 015566763	MOUNT,RESILIENT,GEN
641010N007	5340 015566764	BRACKET,MOUNTING
64101100	2590 015566766	HYDRAULIC FUEL SYST
641011C054	2915 015566765	NOZZLE,FUEL INJECTI
641011L019	2910 015566767	FILTER,FLUID
641013A003	2805 015566768	OIL PUMP ASSEMBLY,E
641013B003	2910 015566769	FILTER,FLUID
641013C003	2930 015566770	COOLER,LUBRICATING
641014B006	2805 015566771	MANIFOLD,EXHAUST
641015A067	2950 015566772	TURBOSUPERCHARGER,E
641015D001	2590 015566773	TURBO PIPING UNIT
641016L002	4310 015566774	COMPRESSOR UNIT,REC
641016M014	2530 015566775	PUMP ASSEMBLY,POWER
641017L007	2590 015566776	AIR DUCT SECTION,DE
641020B003	2990 015566777	ADJUSTING DEVICE,BE
675020C2	3120 015566779	BEARING HALF SET,SL
675021C2	3130 015566778	BEARING UNIT,ROLLER
675424C1	3120 015566780	BEARING,SLEEVE
675425C1	3120 015566781	BEARING,SLEEVE
676119C1	5306 015566782	BOLT,MACHINE
680117C3	2815 015566783	CAMSHAFT,ENGINE
680457R1	5310 015566785	WASHER,FLAT
680482C1	5315 015566784	PIN,STRAIGHT,HEADLE
682444C1	5330 015566786	PACKING,PREFORMED
683774R1	5315 015566787	PIN,COTTER
684902C1	3120 015566788	BEARING,SLEEVE
686702C2	5340 015566789	COVER,ACCESS
687024C1	5310 015566790	WASHER,SEAL
689476C1	5340 015566791	CLAMP,LOOP
690069C1	4730 015566792	CLAMP,HOSE
690835C1	5340 015566793	CLAMP,LOOP
691044C1	5315 015567103	KEY,WOODRUFF
691273C1	5330 015566794	GASKET
69480R91	5306 015566795	BOLT,MACHINE
753329C1	4730 015566796	COUPLING ASSEMBLY,T
769578C1	5320 015566797	RIVET,BLIND
795529C1	5340 015566798	CLIP,RETAINING
80445R1	5970 015566799	INSULATOR,AUX TRANS
864439R1	4730 015566800	NIPPLE,HOSE
864441R1	4730 015566801	NIPPLE,HOSE
864450R1	4730 015566803	ELBOW,HOSE
864457R1	4730 015566802	ELBOW,HOSE
864459R1	4730 015566804	ELBOW,PIPE
868267C1	5970 015566805	INSULATION SLEEVING
868268C1	5310 015566806	NUT,PLAIN,HEXAGON
875522C1	5331 015566807	O-RING

## Appendix B - PART NUMBER TO STOCK NUMBER REFERENCE

Part Number	Stock Number	Nomenclature
876106C1	5331 015566808	O-RING
876108C1	5331 015566809	O-RING
890634R1	5315 015566810	PIN,STRAIGHT,HEADLE
897709R1	2590 015566811	BLOCK,TAPPING
931465R1	5306 015566812	BOLT,MACHINE
931481R1	5306 015566813	BOLT,MACHINE
931585R1	5306 015566814	BOLT,MACHINE
933815R1	5310 015566815	WASHER,LOCK
933833R1	5310 015566816	WASHER,LOCK
933965R1	5310 015566817	WASHER,LOCK
934309R1	5310 015566818	WASHER,LOCK
934310R1	5310 015566819	NUT,PLAIN,CASTELLAT
934810R1	5306 015566820	BOLT,MACHINE
9409931	4730 015566821	ELBOW,PIPE
9410280	4730 015566822	ELBOW,PIPE
9410976	4730 015566823	ELBOW,PIPE
9410977	4730 015566824	ELBOW,PIPE
9411658	5310 015566825	NUT,PLAIN,HEXAGON
9412230	5310 015566826	NUT,PLAIN,HEXAGON
9412231	5310 015566827	NUT,PLAIN,HEXAGON
9413977	5310 015566828	NUT,PLAIN,HEXAGON
9413986	5310 015566829	NUT,PLAIN,HEXAGON
968711R1	5340 015566830	CLIP,RETAINING
971645R91	4730 015566831	ELBOW,FLANGE
983622R1	5315 015566832	PIN,STRAIGHT,HEADLE
991044C2	9150 015566833	GREASE,AUTOMOTIVE
996205R3	5970 015566834	TAPE,INSULATION,ELE
A000000000	4720 015566835	PARTS KIT,HOSE ASSE
A040500000	4720 015564772	HOSE ASSEMBLY,NONME
A1245P1030	5340 015564773	CLEVIS,ROD END
A23102Z3458	3040 015564771	CONNECTING LINK,RIG
A333P4228	3040 015564774	BRACKET,EYE,NONROTA
A5903	5365 015564775	SPACER,SLEEVE
AA00000000	4720 015564776	TUBING ASSEMBLY,NON
AA00002700	4720 015564777	HOSE,NONMETALLIC
B000000000	4720 015564778	HOSE ASSEMBLY,NONME
B100880000	4720 015564779	HOSE ASSEMBLY,NONME
BA00000000	4720 015564780	TUBE,FUEL LINE
BA00001150	4710 015564781	TUBE ASSEMBLY,METAL
BX220636N	2590 015564782	DUMMY COUPLING
BX278614N	4820 015564783	VALVE,CHECK
BX287368	2510 015564784	KIT,MINOR MAINTENAN
BX801534	5340 015564785	BRACKET,MOUNTING
BX801551	2530 015564786	SENSOR,ANTI-LOCK BR
BX801553	2530 015564787	SENSOR,ANTI-LOCK BR
CH996726	6850 015564788	ANTIFREEZE
CR47697	5330 015564795	SEAL,PLAIN
EC35PLA	5340 015564789	CLAMP,LOOP
ETN0507162	2815 015564790	BREATHER
FATF27101G	9150 015564791	HYDRAULIC FLUID,AUT
FP52400	3110 015564792	CONE,TAPERED ROLLER
FP55200C	3120 015567112	BEARING HALF,SLEEVE

## Appendix B - PART NUMBER TO STOCK NUMBER REFERENCE

Part Number	Stock Number	Nomenclature
FP572	3130 015564793	CAP,PILLOW BLOCK
FP592A	3110 015564794	CUP,TAPERED ROLLER
FP9220	3110 015564796	CUP,TAPERED ROLLER
FP9278	3110 015564797	BEARING,ROLLER,CYLI
FPHM813843	3120 015564798	BEARING,PLAIN,SPHER
FPJM511910	3130 015564799	CAP,PILLOW BLOCK
GA42689	2815 015564800	ENGINE,DIESEL
JCB001	2590 015564801	BRACKET,VEHICULAR C
K2X2201036	6150 015564802	LEAD,ELECTRICAL
K3X6611050	6150 015564803	CABLE ASSEMBLY,SPEC
K3X6611090	6150 015564804	CABLE ASSEMBLY,SPEC
K4X6411290	6150 015564805	CABLE ASSEMBLY,SPEC
KIT1556	2590 015564806	SPACER KIT
KX4E601060	6150 015564808	LEAD,ELECTRICAL
KX4E601090	6150 015564807	CABLE ASSEMBLY,SPEC
L2643486	4720 015564809	HOSE,NONMETALLIC
L2643493	4720 015564810	HOSE,NONMETALLIC
L2643504	4720 015564811	HOSE,NONMETALLIC
L2643505	4720 015564812	HOSE,NONMETALLIC
L2643544	4720 015564813	HOSE,NONMETALLIC
L2643545	4720 015564814	HOSE,NONMETALLIC
L2643546	4720 015564815	TUBING,NONMETALLIC
L2643623	4720 015564816	HOSE,NONMETALLIC
M12UU00080	4730 015564817	CONNECTOR,MULTIPLE,
M12UU00096	4720 015564818	TUBING,NONMETALLIC
MIN10	5920 015564819	FUSE,CARTRIDGE
MIN15	5920 015564820	FUSE,CARTRIDGE
MIN20	5920 015564821	FUSE,CARTRIDGE
MIN30	5920 015564822	FUSE,CARTRIDGE
MIN5	5920 015564823	FUSE LINK,ELECTRICA
MPN218	6150 015564825	CABLE ASSEMBLY,POWE
MPN219	5935 015564824	CONNECTOR,PLUG,ELEC
MPN219	5935 015564824	CONNECTOR,PLUG,ELEC
MPN220	5975 015564826	INTERCONNECTING BOX
MPN221	5975 015564827	COVER,CONDUIT OUTLE
MPN222	5340 015564828	CLAMP,LOOP
MPN613	5306 015564829	BOLT,MACHINE
MPN614	5306 015564830	BOLT,MACHINE
MPN621	5305 015564831	SCREW,MACHINE
MRP12017	4730 015567144	ELBOW,PIPE
MRP12294	2940 015567143	TUBE PARTICLE EXTRA
MRP12298	4710 015567145	TUBE,METALLIC
PTX24200	6850 015564832	SILICONE COMPOUND
R1X6631030	6150 015564833	LEAD,STORAGE BATTER
R1X66R1030	6150 015564834	LEAD,STORAGE BATTER
R1X6D31060	6145 015564835	CABLE,POWER,ELECTRI
R1X6DR1055	4010 015564836	WIRE ROPE ASSEMBLY,
R1XED31030	6150 015564837	LEAD,ELECTRICAL
R4XC831310	6145 015564838	CABLE,SPECIAL PURPO
R801103	2530 015564839	CHAMBER,AIR BRAKE
R801713	5340 015564840	CLEVIS,ROD END
R870024	2530 015564841	CHAMBER,AIR BRAKE

**Appendix B - PART NUMBER TO STOCK NUMBER REFERENCE**

<b>Part Number</b>	<b>Stock Number</b>	<b>Nomenclature</b>
RX26631033	6150 015564842	CABLE ASSEMBLY,SPEC
RX4ED01021	6150 015564843	CABLE ASSEMBLY,POWE
RX4ED01024	6150 015564844	CABLE ASSEMBLY,POWE
RX4ED31021	6150 015564845	CABLE ASSEMBLY,POWE
RX4ED31027	6150 015564846	LEAD,STORAGE BATTER
TM34306	3110 015564847	CONE,TAPERED ROLLER
TM34478	3130 015564848	CAP,PILLOW BLOCK
TM3994	3110 015564849	CONE,TAPERED ROLLER
TM592A	3110 015564850	CUP,TAPERED ROLLER
TM594A	5340 015564851	COVER,PROTECTIVE,DU
TMHM804846	3110 015564852	CONE,TAPERED ROLLER
ZAC200982	5315 015564853	PIN,STRAIGHT,HEADED
ZAC203019	5315 015564854	PIN,COTTER
ZAC230402	5310 015564855	NUT,PLAIN,HEXAGON
ZAC233057	5365 015564856	PLUG,MACHINE THREAD
ZAC289061	4820 015564857	REPAIR KIT,VALVE
ZAC291126	3416 015567102	LATHE,JEWELER'S
ZAC291935	5305 015564858	SCREW,MACHINE
ZAC292247	5305 015564859	SCREW,MACHINE
ZAC5001247	2590 015564860	PARTS KIT,BRACKET,V
ZAC5002741	4820 015564861	PARTS KIT,CHECK VAL
ZAC5002742	2590 015564862	KIT,REPAIR HAND CON
ZBJD821533	6240 015564863	LAMP,INCANDESCENT
ZSH5071355G	9150 015564864	LUBRICATING OIL,ENG
ZZBQ23020	2590 015564865	BLOCK,JUNCTION

**Appendix B - PART NUMBER TO STOCK NUMBER REFERENCE**

<b>Part Number</b>	<b>Stock Number</b>	<b>Nomenclature</b>
--------------------	---------------------	---------------------

**THIS PAGE IS LEFT BLANK INTENTIONALLY**

<b>RECOMMENDED CHANGES TO PUBLICATIONS AND BLANK FORMS</b> <small>For use of this form, see AF 25-32; the proponent agency is DARSA</small>						Use Part II (reverse) for Repair Parts and Special Tool Lists (RPSTL) and Supply Catalogs/Supply Manuals (SC/SM).	DATE
TO: <i>(Forward to proponent of publication or form) (Include ZIP Code)</i> PM-MRAP, AMSTA-LC-GMM, 6501 E. 11 Mile Road, Warren, MI 48397-5000						FROM: <i>(Activity and location) (Include ZIP Code)</i>	
<b>PART I - ALL PUBLICATIONS (EXCEPT RPSTL AND SC/SM) AND BLANK FORMS</b>							
PUBLICATION/FORM NUMBER <b>TM 9-2355-106-24P</b>						DATE	TITLE Repair Parts and Special Tools (RPSTL) COTS for International Resistant Vehicle Category II 2355-01-553-4636
ITEM	PAGE	PARA- GRAPH	LINE	FIGURE NO.	TABLE	RECOMMENDED CHANGES AND REASON	
<small>* Reference to line numbers within the paragraph or subparagraph.</small>							
TYPED NAME, GRADE OR TITLE						TELEPHONE EXCHANGE/AUTOVON, PLUS EXTENSION	SIGNATURE

TO: <i>(Forward direct to addressee listed in publication)</i>			FROM: <i>(Activity and location) (Include ZIP Code)</i>				DATE	
<b>PART II - REPAIR PARTS AND SPECIAL TOOL LISTS AND SUPPLY CATALOGS/SUPPLY MANUALS</b>								
PUBLICATION NUMBER				DATE			TITLE	
PAGE NO.	COLM NO.	LINE NO.	NATIONAL STOCK NUMBER	REFERENCE NO.	FIGURE NO.	ITEM NO.	TOTAL NO. OF MAJOR ITEMS SUPPORTED	RECOMMENDED ACTION
<b>PART III - REMARKS</b> <i>(Any general remarks or recommendations, or suggestions for improvement of publications and blank forms. Additional blank sheets may be used if more space is needed.)</i>								
TYPED NAME, GRADE OR TITLE				TELEPHONE EXCHANGE/AUTOVON, PLUS EXTENSION			SIGNATURE	



By Order of the Secretary of the Army:

GEORGE W. CASEY, JR.  
*General, United States Army*  
*Chief of Staff*

Official:



JOYCE E. MORROW  
*Administrative Assistant to the*  
*Secretary of the Army*  
0726009

Distribution:

To be distributed in accordance with the initial distribution number (IDN) 990003,  
requirements for TM 9-2355-106-24P.







THE METRIC SYSTEM AND EQUIVALENTS

LINEAR MEASURE

1 Centimeter = 10 Millimeters = 0.01 Meter = 0.3937 Inch  
 1 Decimeter = 10 Centimeters = 3.94 Inches  
 1 Meter = 10 Decimeters = 100 Centimeters  
 = 1000 Millimeters = 39.37 Inches  
 1 Dekameter = 10 Meters = 32.8 Feet  
 1 Hectometer = 10 Dekameters = 328.08 Feet  
 1 Kilometer = 10 Hectometers = 1000 Meters  
 = 0.621 Mile = 3,280.8 Feet  
 Millimeters = Inches times 25.4  
 Inches = Millimeters divided by 25.4

WEIGHTS

1 Centigram = 10 Milligrams = 0.154 Grain  
 1 Decigram = 10 Centigrams = 1.543 Grains  
 1 Gram = 0.001 Kilogram = 10 Decigrams  
 = 1000 Milligrams = 0.035 Ounce  
 1 Dekagram = 10 Grams = 0.353 Ounce  
 1 Hectogram = 10 Dekagrams = 3.527 Ounces  
 1 Kilogram = 10 Hectograms = 1000 Grams  
 = 2.205 Pounds  
 1 Quintal = 100 Kilograms = 220.46 Pounds  
 1 Metric Ton = 10 Quintals = 1000 Kilograms  
 = 1.1 Short Tons

LIQUID MEASURE

1 Milliliter = 0.001 Liter = 0.034 Fluid Ounce  
 1 Centiliter = 10 Milliliters = 0.34 Fluid Ounce  
 1 Deciliter = 10 Centiliters = 3.38 Fluid Ounces  
 1 Liter = 10 Deciliters = 1000 Milliliters  
 = 33.82 Fluid Ounces  
 1 Dekaliter = 10 Liters = 2.64 Gallons  
 1 Hectoliter = 10 Dekaliters = 26.42 Gallons  
 1 Kiloliter = 10 Hectoliters = 264.18 Gallons

SQUARE MEASURE

1 Sq Centimeter = 100 Sq Millimeters = 0.155 Sq Inch  
 1 Sq Decimeter = 100 Sq Centimeters = 15.5 Sq Inches  
 1 Sq Meter (Centare) = 10 Sq Decimeters  
 = 10,000 Sq Centimeters = 10.764 Sq Feet  
 1 Sq Dekameter (Are) = 100 Sq Meters = 1,076.4 Sq Feet  
 1 Sq Hectometer (Hectare) = 100 Sq Dekameters  
 = 2.471 Acres  
 1 Sq Kilometer = 100 Sq Hectometers  
 = 1,000,000 Sq Meters = 0.386 Sq Mile

CUBIC MEASURE

1 Cu Centimeter = 1000 Cu Millimeters = 0.061 Cu Inch  
 1 Cu Decimeter = 1000 Cu Centimeters = 61.02 Cu Inches  
 1 Cu Meter = 1000 Cu Decimeters  
 = 1,000,000 Cu Centimeters = 35.31 Cu Feet

TEMPERATURE

$5/9 (°F - 32°) = °C$   
 $(9/5 x °C) + 32° = °F$   
 -35° Fahrenheit is equivalent to -37° Celsius  
 0° Fahrenheit is equivalent to -18° Celsius  
 32° Fahrenheit is equivalent to 0° Celsius  
 90° Fahrenheit is equivalent to 32.2° Celsius  
 100° Fahrenheit is equivalent to 38° Celsius  
 212° Fahrenheit is equivalent to 100° Celsius

APPROXIMATE CONVERSION FACTORS

<u>TO CHANGE</u>	<u>TO</u>	<u>MULTIPLY BY</u>	<u>TO CHANGE</u>	<u>TO</u>	<u>MULTIPLY BY</u>
Inches .....	Centimeters .....	2.540	Centimeters .....	Inches .....	0.394
Feet .....	Meters .....	0.305	Meters .....	Feet .....	3.280
Yards .....	Meters .....	0.914	Meters .....	Yards .....	1.094
Miles .....	Kilometers .....	1.609	Kilometers .....	Miles .....	0.621
Square Inches .....	Square Centimeters .....	6.451	Square Centimeters ...	Square Inches .....	0.155
Square Feet .....	Square Meters .....	0.093	Square Meters .....	Square Feet .....	10.764
Square Yards .....	Square Meters .....	0.836	Square Meters .....	Square Yards .....	1.196
Square Miles .....	Square Kilometers .....	2.590	Square Kilometers .....	Square Miles .....	0.386
Acres .....	Square Hectometers .....	0.405	Square Hectometers ...	Acres .....	2.471
Cubic Feet .....	Cubic Meters .....	0.028	Cubic Meters .....	Cubic Feet .....	35.315
Cubic Yards .....	Cubic Meters .....	0.765	Cubic Meters .....	Cubic Yards .....	1.308
Fluid Ounces .....	Milliliters .....	29.573	Milliliters .....	Fluid Ounces .....	0.034
Pints .....	Liters .....	0.473	Liters .....	Pints .....	2.113
Quarts .....	Liters .....	0.946	Liters .....	Quarts .....	1.057
Gallons .....	Liters .....	3.785	Liters .....	Gallons .....	0.264
Ounces .....	Grams .....	28.349	Grams .....	Ounces .....	0.035
Pounds .....	Kilograms .....	0.454	Kilograms .....	Pounds .....	2.205
Short Tons .....	Metric Tons .....	0.907	Metric Tons .....	Short Tons .....	1.102
Pound-Feet .....	Newton-Meters .....	1.356	Newton-Meters .....	Pound-Feet .....	0.738
Pounds-Inches .....	Newton-Meters .....	0.11375	Kilopascals .....	Pounds per Square Inch .....	0.145
Pounds per Square Inch ..	Kilopascals .....	6.895	Kilometers per Liter ...	Miles per Gallon .....	2.354
Ounce-Inches .....	Newton-Meters .....	0.007062	Kilometers per Hour ...	Miles per Hour .....	0.621
Miles per Gallon .....	Kilometers per Liter .....	0.425	°Fahrenheit .....	°Celsius .....	$°C = (°F - 32) \times 5/9$
Miles per Hour .....	Kilometers per Hour .....	1.609	°Celsius .....	°Fahrenheit .....	$°F = (9/5 \times °C) + 32$

PIN: 084305-000